

ANNUAL REPORT 2016 – 2017

THE INDEX FOR CHILDREN AND YOUNG PEOPLE WITH DISABILITIES OR ADDITIONAL NEEDS


CARDIFF AND THE VALE OF GLAMORGAN



JULIA SKY

DISABILITY INDEX OFFICER (CARDIFF)

DISABILITY INDEX ADMINISTRATOR (VALE OF GLAMORGAN)



CONTENTS	PAGE
BACKGROUND TO THE INDEX	3
SUMMARY	4
KEY ACHIEVEMENTS 2016-17	5
PRIORITIES FOR 2017-18	6
BENEFITS OF THE INDEX	7
INFORMATION REQUESTS	8
PROMOTION	9
FEEDBACK	10
FACTS AND FIGURES OF CHILDREN & YOUNG PEOPLE ON THE INDEX (CARDIFF)	11 – 25
FACTS AND FIGURES OF CHILDREN & YOUNG PEOPLE ON THE INDEX (VALE OF GLAMORGAN)	26 - 35
CONTACT INFORMATION	36

BACKGROUND

The Children Act 1989 requires all service providers to work closely together, in partnership with parents, to set up a system to assess the needs of children and young people with disabilities and additional needs, and their families. In order to do this, each local authority must set up what the Act calls a 'register' – Cardiff and the Vale of Glamorgan call it 'The Index'.

The Index was initially launched in the Vale in April 2005 and, through Families First Grant funding support, was re-launched in April 2012. The Index Administrator sits within the wider framework of the Family Information Service (FIS). The Families First Grant funds a Temporary Index Administrator post and the production of The Index newsletter.

Due to the success of the Vale Index, Cardiff Council has mirrored the Vale model, by working with the Vale Family Information Service. This has resulted in the Cardiff Index being launched in April 2016. Cardiff's own Index Officer was appointed in November 2016 and is also funded through Families First. The Index newsletter is a Cardiff and Vale issue and has increased in size to 16 pages. The first joint issue was produced in July 2016, ahead of the summer holidays.

The purpose of The Index is to directly provide families who have children and young people with disabilities and additional needs, with information on local services, clubs and activities. We offer information and guidance, signpost to relevant agencies and keep families up to date with any changes that may affect them.

Families who are signed up to The Index will receive our quarterly newsletter – 'The Index' – and regular mail outs on workshops, benefit advice, networking, clubs and services, training opportunities, carers support and any relevant information from other agencies. Families can also request specific information that may be of interest to them.

The Index also assists service providers in planning their services and budgets. It can give a clearer picture of how many children and young people there are with disabilities or additional needs in the Local Authority area. Having a clearer picture of the level of need will enable the agencies to work together to plan better services.

The children and young people included on The Index have been referred by their parent / carer, health visitor, social worker and other agencies. The information gathered is a factual record of the child's needs and the information is held confidentially on a separate secure system within each Family Information Service Team.

If you have any comments or queries in relation to this report, please contact:

CARDIFF	VALE OF GLAMORGAN
Disability Index Officer	Disability Index Administrator
029 2035 1700	01446 704 736
disabilityindex@cardiff.gov.uk	disabilityindex@valeofglamorgan.gov.uk

SUMMARY

CARDIFF & VALE OF GLAMORGAN



The Index is Cardiff and the Vale of Glamorgan's voluntary register of children and young people with disabilities or additional needs.



In order to be included on The Index, the child / young person needs to:

- have a diagnosed disability, be in the process of diagnosis or have confirmed ongoing additional needs
- be aged up to 18 years
- live in Cardiff or the Vale of Glamorgan



The Index aims to provide information to:

- Families – keeping families up to date with services, support and activities
- Professionals – keeping professionals up to date with the needs of children and young people with disabilities or additional needs
- Organisations – promoting existing services and support

CARDIFF



156 new registrations to The Index between 1 April 2016 and 31 March 2017



10 children and young people have been taken off The Index in the last year



The majority (62%) of those on The Index in Cardiff are male



The highest proportion (32%) of those on The Index in Cardiff are aged 8 – 11 years



62% of those on The Index in Cardiff are from wards that contain the most deprived LSOAs in Cardiff.



Autism Spectrum Disorder and Learning Disability are the two main primary reasons for registrations both with 24% of those on The Index.

VALE OF GLAMORGAN



501 children & young people registered on The Index as at March 2017



128 new registrations to The Index between 1 April 2016 and 31 March 2017



23 children & young people have been taken off The Index in the last year



The majority (69%) of those on The Index in the Vale are male



The highest proportion (34%) of those on The Index in the Vale are aged 4 – 7 years



14% of children and young people registered have a sibling on The Index



33% of those on The Index in the Vale are from wards that contain the most deprived LSOAs in the Vale of Glamorgan








Autistic Spectrum Disorder is the primary registration reason for 31% of those on The Index










The number registering on The Index in the Vale with Behavioural / Emotional Difficulties as the primary reason for registration has doubled in the last year

KEY ACHIEVEMENTS 2016 - 2017









CARDIFF & VALE OF GLAMORGAN

-  Rebrand from Disability Index to The Index with emphasis on service for children and young people with disabilities or additional needs, following feedback from parents and professionals
-  Dewis Cymru website used for all Family Support enquiries and support services are encouraged to add their services to the site
-  The Index flyers, information booklet, posters and pull up banners designed and produced in partnership and distributed to relevant partners across Cardiff and the Vale
-  18th edition of The Index newsletter, first issue produced in partnership with Cardiff and printed in both Welsh and English.
-  21st edition of The Index newsletter extended to 16 page edition following increased input into newsletter from organisations linking with The Index

CARDIFF









-  156 new registrations to The Index
-  Official Launch of The Index in Cardiff held across Riverbank, Woodlands and Ty Gwyn Special Schools in March 2016.
-  Online registration form developed and live on Cardiff Family Information Service website
-  Online database created to hold registrations securely in existing FIS database system
-  Webpages developed to provide information on The Index
-  Successful partnership with Action for Children (Disability Team Around the Family) and presence in St David's Children's Centre, improving referrals between services
-  Promotional posters displayed on 100 bus stops across the City

VALE OF GLAMORGAN








-  Worked in partnership with City of Cardiff Council to establish joint Index
-  Online registration form developed
-  128 new registrations between 1 April 2016 and 31 March 2017
-  3,865 page views to the 'Children with additional needs' web pages (31% increase from previous year) and 1,255 sessions
-  Social media presence through Vale Family Information Service Facebook and Twitter accounts
-  Strong links established with Carers Support Officer, Special Needs Health Visitor, Disability Sports Development Officer and Play Development Officer to improve referrals between services
-  Successful partnership with Families First Advice Line and presence in Llandough Children's Centre
-  Online feedback developed to collect information from families and professionals engaging with the Family Information Service through The Index

PRIORITIES 2017 - 2018









CARDIFF AND VALE OF GLAMORGAN

-  Review registrations to The Index in line with Additional Learning Needs and Education Tribunal (Wales) (ALNET) Bill
-  Gain feedback from families and professionals regarding the usefulness and development of The Index
-  Produce a 16 page newsletter each quarter to be sent to families and professionals and uploaded to both Cardiff and Vale FIS websites
-  Carry out annual reviews / updates for all registrations to The Index
-  Promote Dewis Cymru to families and professionals and encourage all Family Support Services to list their organisations as a resource on Dewis Cymru
-  Re-establish link with Cardiff and Vale Parents' Federation
-  Continue joint outreach and training opportunities to further promote and develop The Index in Cardiff and the Vale
-  Work with University Hospital Wales Children's Centre and Noah's Ark Charity Hospital to promote The Index

CARDIFF





-  Recruit administrative support to increase outreach to promote The Index
-  Send The Index eNews to families and professionals with updates between newsletter editions
-  Develop webpages to include a Noticeboard keeping families up to date with training, events and activities
-  Establish link with local hubs to deliver sessions to promote The Index
-  Establish Social Media presence for The Index in Cardiff through the Family Information Service Facebook / Twitter pages
-  Establish link with Child Health and Disability Team and identify children and young people who are eligible for The Index but not already registered
-  Identify referral process for Young Carers and Parent Carer Assessments

VALE OF GLAMORGAN

-  Finalise online registration form for The Index and publish on webpages
-  Develop online information resource hub / leaflet library for families and professionals on The Index webpages
-  Work with the FIS Outreach Officer to deliver an outreach programme
-  Ensure that new promotional materials are available in GP surgeries and school settings
-  Meet with schools with Special Resource Bases to promote The Index – Jenner Park Primary, Palmerston Primary, Holton Road Primary
-  Work with Carers Development Officer and others to establish a consistent referral process for Young Carers and Parent Carer Assessments
-  Establish link with new Young Carers Project Worker (YMCA Cardiff) and Carers Support Officer (CHAD Team)
-  Review the Transitions leaflet in line with the ALNET Bill

BENEFITS OF THE INDEX

By signing up to The Index parents and carers receive and have access to the following:

-  The Index Newsletter
-  The Index Noticeboard
-  The Index eNews / tailored mail-outs
-  Point of contact for any information requests

THE INDEX NEWSLETTER

The Index newsletter is produced quarterly and is sent to all families who are registered on The Index. Our primary aim with The Index is to ensure it is packed full of information on local services, activities and groups; as well as containing information on benefits advice, carers' information, training opportunities and much more



THE INDEX NOTICEBOARD

The noticeboard can be accessed on the Vale of Glamorgan website, visit The Index Homepage and select Noticeboard:

www.valeofglamorgan.gov.uk/disabilityindex

The purpose of the Noticeboard is to keep families up to date with monthly information of what's on across the Vale for children and young people with disabilities or additional needs.

Coming to Cardiff 2017/18



THE INDEX ENEWS

As well as sending out The Index newsletter and updating and maintaining The Index Noticeboard, families also receive regular eBulletins through The Index eNews as well as a link to the quarterly newsletter online.

66% of parent/carers have provided an email address to receive The Index eNews in the Vale.



TABLE 1: MAIL OUTS / EMAILS / EBULLETINS SENT TO FAMILIES ON THE INDEX IN THE VALE OF GLAMORGAN

	2013/2014	2014/2015	2015/2016	2016/2017
Vale of Glamorgan	22	42	45	29

INFORMATION REQUESTS

ENQUIRIES TO THE VALE FAMILY INFORMATION SERVICE

Families are able to contact the Family Information Service / Disability Index Administrator to request specific information that may be of interest to them.

TABLE 2: ENQUIRIES RECEIVED

	2013/2014	2014/2015	2015/2016	2016/2017
Vale of Glamorgan	99	84	113	89

ENQUIRY EXAMPLE:

An enquiry was taken from a grandparent who had recently been granted parental responsibility.

The grandparent requested information on family support from the Vale Family Information Service following the exclusion of one of the grandchildren from their school. After discussions with the grandparent, it was identified that the child had been excluded from school due to behavioural/emotional difficulties, and that the other grandchild had speech and language difficulties.

Both children were signed up to The Index as a result of their needs, and information was sent to the enquirer with details of a number of support services including:

Neurodevelopmental Service, Emotional Wellbeing Service, Managing Challenging Behaviour Foundation, Afasic Cymru, SNAP Cymru, Citizens Advice Bureau, Grandparents Plus, Childcare Support Agency, ERIC, Assisted Places Scheme, Educational Psychology Service.

Any services registered on the Dewis Cymru website were linked to their Dewis Cymru resource in the email enquiry.

The grandparent was also referred to the Families First Advice Line for advice and support regarding some of the other issues her family was faced with.

Following the enquiry, the grandparent provided a review of the Vale Family Information Service via Facebook:


















“I recently found this service in my hour of need and I cannot thank you enough for the practical and useful advice and the signposting service to help me with my concerns.”



PROMOTION OF THE INDEX ACROSS CARDIFF AND THE VALE

OUTREACH CARDIFF AND VALE

The FIS Team always promotes The Index at events and meetings and here are some examples:

-  Afasic Cymru Parent Support Group
-  Cardiff and Vale Disability Sport and Physical Activity Forum
-  Child Health and Disability Team Meeting
-  Children's Centre Clinics
-  Disability Strand Meeting
-  Early Years Inclusion Day
-  Emotional Wellbeing Service Launch
-  Flying Start Family Fun Days
-  Kidz to Adultz Wales
-  Launch of The Index in Cardiff
-  Library / Hub Drop In Sessions in Cardiff
-  Neurodevelopmental Service Open Day and Launch
-  SENCOs Team Meeting
-  SHEP Project at Riverbank Special School in Cardiff
-  Special Needs Health Visitors
-  St David's Children's Centre Networking Event
-  Vale Families First Holiday Clubs (Playscheme and Teenscheme)
-  Whizz Kidz Conference
-  Woodlands High School Parent Café
-  Ysgol Y Deri Transition Event, Parents Evening and Parents Open Day

SOCIAL MEDIA IN THE VALE



Between 1 April 2016 and 31 March 2017, a total of 62 of the Vale FIS Facebook posts related to support, activities and services specifically for children and young people with disabilities and additional needs. A particular post on a 'Relaxed Performance of Peter Pan' reached 6,100 people and resulted in 386 clicks.

WEB STATS:

Between 1 April 2016 and 31 March 2017, the Additional Needs web pages have been viewed 3,865 times on the Vale of Glamorgan Council website.

This has increased by 31% in the last year.

FEEDBACK

FEEDBACK FOR THE INDEX IN THE VALE

After getting in touch with the Family Information Service, enquirers are contacted to gain feedback on the service they receive from the Family Information Service and more specifically, The Index.

100% of those who responded said the information they received helped them and 95% said that The Index had made a positive difference to their family.

FEEDBACK EXAMPLES:

"I'm really grateful to the Vale Family Information Service for the support and encouragement to access services. My family have got support for my son to attend Superstars during the holidays (through Assisted Places Scheme) and are currently waiting for a carer's assessment.

I think that without you contacting me, it wouldn't have pushed me to make sure I was accessing services and support"

"Index is invaluable to our family; we have found so much of the information in the newsletters useful... I circle all of the articles and keep the newsletters so that we can look back at activities to do as a family. My son has ASD and we have accessed horse-riding sessions at St Brides Riding Club - it would be great if the club could link with the Sunshine Club in WVICC so that everyone there can access the sessions!"

"Really shocked at how much there is on offer – it's great!"

"Very helpful service – calling FIS opened a lot of doors"

"The index is a great resource for families"

"Couldn't ask for more, support from Council has been excellent regarding services available and carers support"

CHILDREN AND YOUNG PEOPLE ON THE INDEX: CARDIFF FACTS AND FIGURES 2016 - 17

REGISTRATIONS & REFERRALS

Currently Registered – 156 registrations

Deregistration – 10 (8 turned 18, 2 duplicated records)

Referrals – 133 referred to The Index

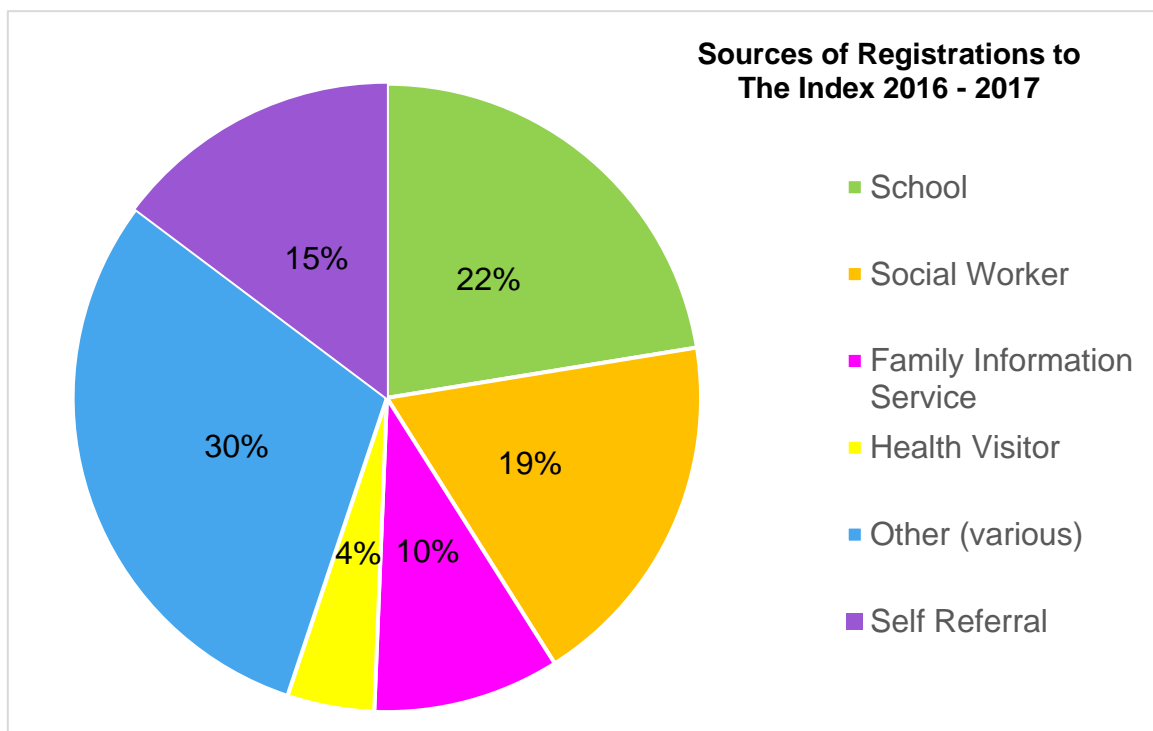
- School 35
- Social Worker 29
- Family Information Service 15
- Health Visitor 7
- Other 47 including St David's Children's Centre Clinics, Action for Children

Self-Referral – 23 self-referred to The Index

The majority of referrals to The Index come from schools (22%), in comparison to just 8% of referrals to The Index in the Vale of Glamorgan.

It is worth noting that the Cardiff Family Information Service sits within Education, whilst the Vale Family Information Service sits within Social Services.

CHART 1: SOURCES OF REGISTRATION TO THE INDEX IN CARDIFF

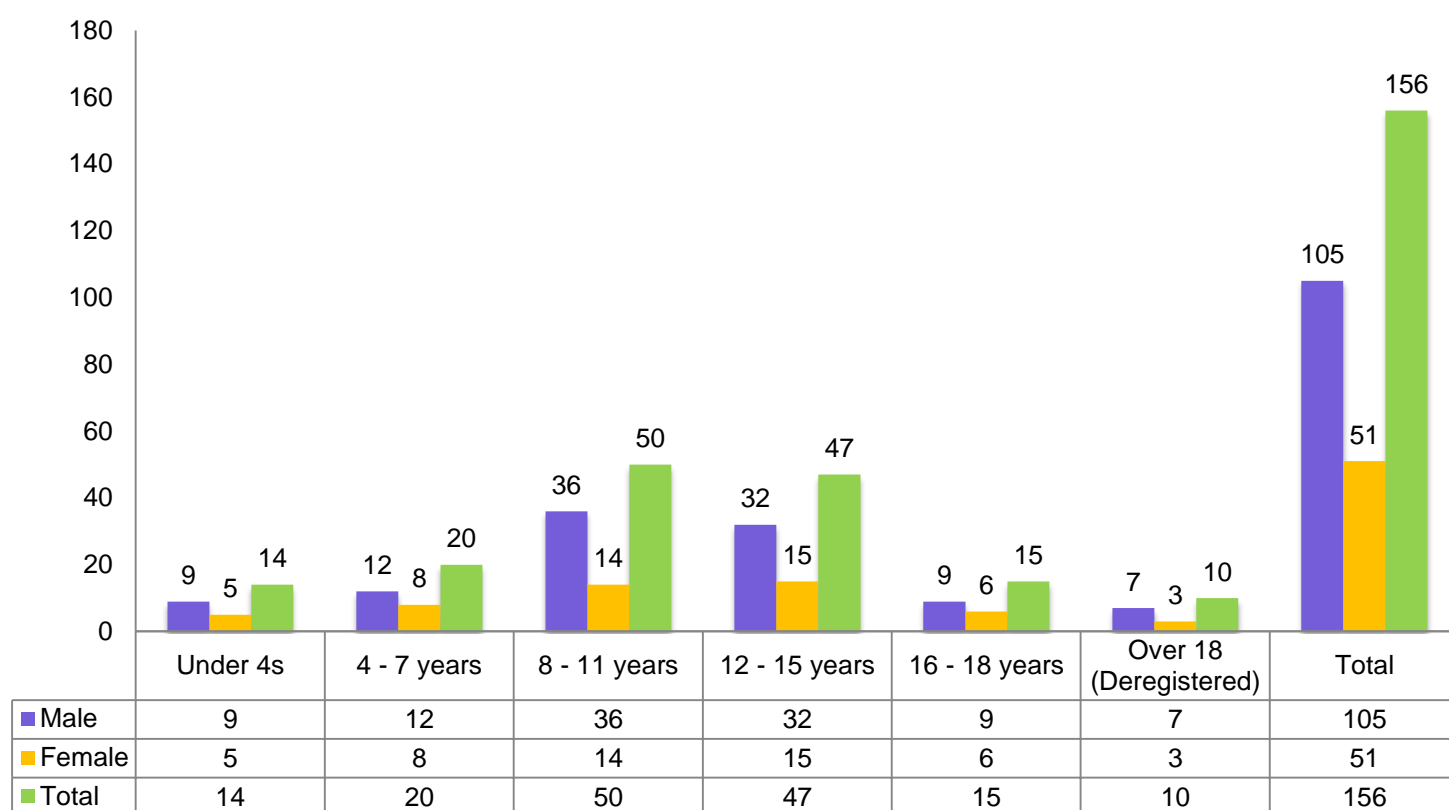


AGE RANGE & GENDER

- The majority of children (97, 62%) registered on the Index are male.
- 13 Under 4s (8%, 5 Female, 9 Male)
- 20 Ages 4 – 7 (13%, 8 Female, 12 Male)
- 50 Ages 8 – 11 (32%, 14 Female, 36 Male)
- 47 Ages 12 – 15 (30%, 15 Female, 32 Male)
- 15 Ages 16 – 18 (10%, 6 Female, 9 Male)
- 10 Deregistered
- 156 Total (48 Female, 97 Male, 10 Deregistered)

CHART 2: AGE AND GENDER BREAKDOWN OF REGISTRATIONS TO THE INDEX IN CARDIFF 2016 – 2017

Age and Gender of Children and Young People Registered on The Index in Cardiff 2016 - 2017



SIBLINGS ON THE INDEX

It is also worth noting that 18 (12%) of children and young people registered have a sibling who is also on the Index - there are a total of 8 families with more than one child on The Index in Cardiff.

ETHNICITY

43% of children are white (total of 67 children) 50% have not disclosed their ethnicity and 8% (total of 12 children) are from a minority ethnic background.

Of those who have disclosed their ethnicity, 15.2% are from a minority ethnic background. The Office of National Statistics Census 2011 states that 15.2% of the Cardiff population are from a minority ethnic background.

CHART 3: ETHNICITY OF CHILDREN AND YOUNG PEOPLE ON THE INDEX

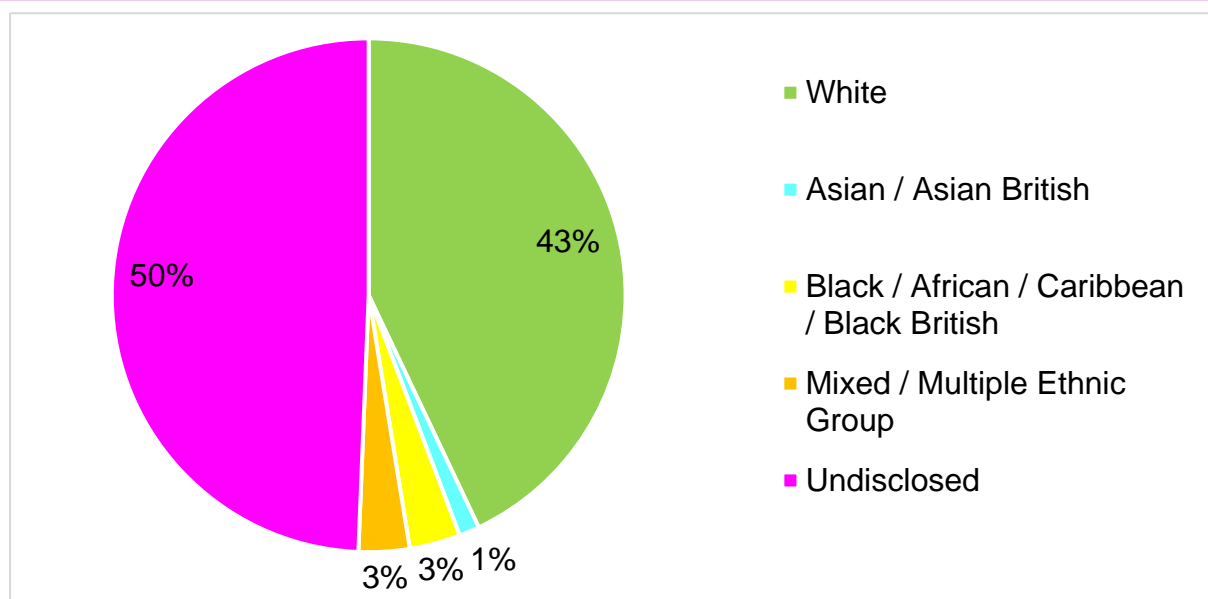


TABLE 3: ETHNICITY OF CHILDREN AND YOUNG PEOPLE ON THE INDEX

	Number Registered
White	67
Asian / Asian British	2
Black / African / Caribbean / Black British	5
Mixed / Multiple Ethnic Group	5
Undisclosed	77
Total	156

GEOGRAPHICAL BREAKDOWN

The Welsh Index of Multiple Deprivation (WIMD) 2014 identifies 1909 Lower Super Output Areas in Wales. The findings highlight that 38 of Wales' 0 – 10% most deprived LSOAs are in Cardiff.

The most deprived LSOAs in Cardiff are identified as Splott 6 (ranked 4th in Wales overall), Trowbridge 8 (13th in Wales) and Ely (24th in Wales) whilst further wards containing LSOAs reported as being in the 0 – 10 % most deprived are highlighted in Table 4 below.

A total of 97 children and young people on The Index (62%) are from wards which contain 0 – 10% most deprived LSOAs in Wales.

It is also worth noting that 54 children and young people on The Index (35%) are from the wards in Cardiff which rank in the top 25 most deprived LSOAs in Wales.

TABLE 4: LOCATION OF CHILDREN REGISTERED ON THE INDEX IN CARDIFF BY WARD 2016 – 17

Ward	Number Registered	Ward	Number Registered
Adamsdown*	3	Llanishen	4
Butetown*	3	Llanrumney*	5
Caerau*	14	Pentwyn*	10
Canton	6	Pentyrch	0
Cathays	5	Penylan	9
Creigiau / St Fagans	0	Plasnewydd*	6
Cyncoed	3	Pontprennau / Old St Mellons	5
Ely*	9	Radyr / Morganstown	2
Fairwater*	7	Rhiwbina	7
Gabalfa	4	Riverside*	3
Grangetown*	7	Rumney*	3
Heath	5	Splott*	11
Lisvane	6	Trowbridge*	10
Llandaff*	6	Whitchurch / Tongwynlais	3
Total Registered		156	
* wards containing 0 – 10 % most deprived LSOAs in Wales			

<http://wimd.wales.gov.uk/geography/la/W06000015?lang=en#&min=0&max=10&domain=overall>

PRIMARY REASONS FOR REGISTRATION

When signing up to The Index, parent / carers are asked to state the primary reason for registration as well as listing any other associated disabilities / difficulties.

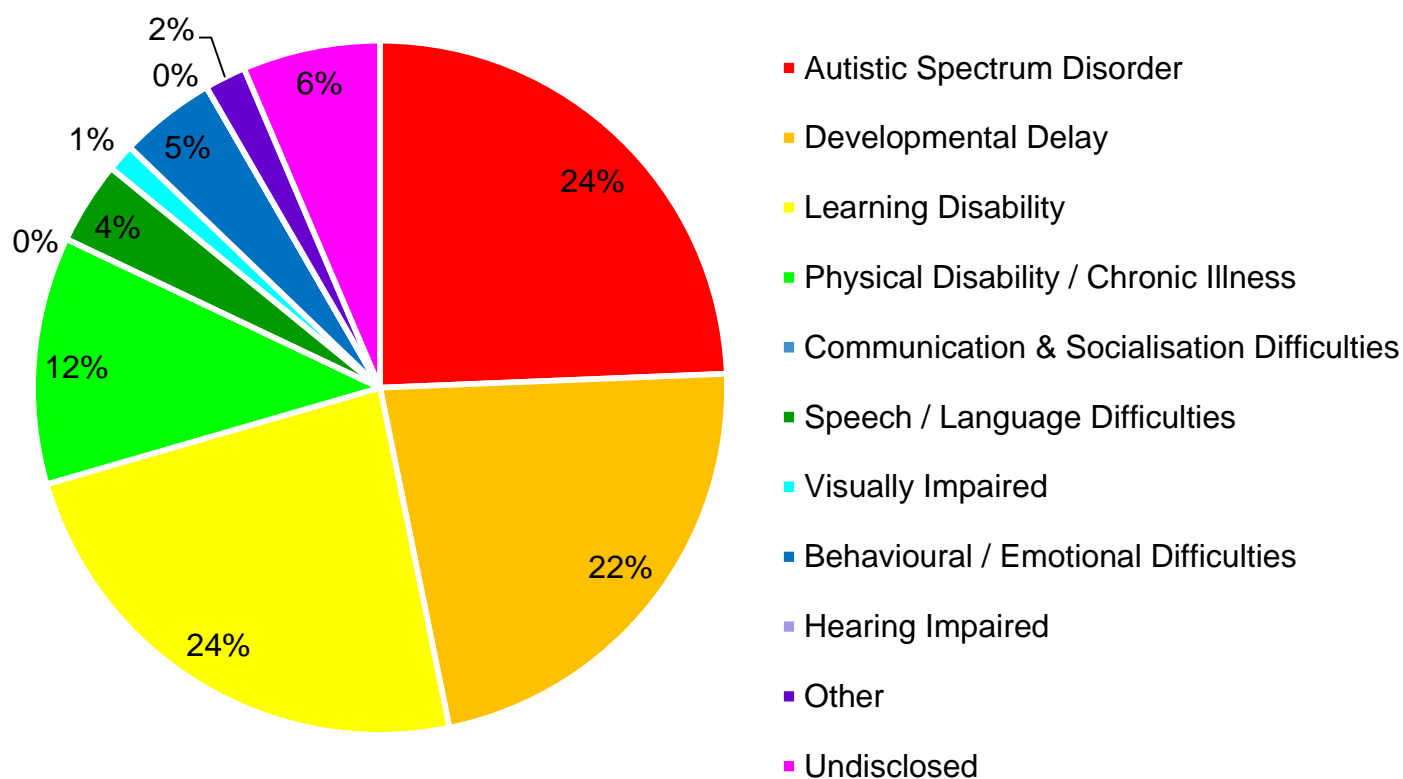
It should be noted that the parent will state their child's disability based on diagnosis (if diagnosed), and also their perception of the disability and how it impacts their family. For example, one family who has a child with Downs Syndrome may register the primary reason as Learning Disability, while a different family may register the primary reason as Behavioural / Emotional Difficulties, depending how their child is affected.

Table 5 and Chart 4 illustrate that the most common reason for registration is ASD, which is the same as the primary reason for registration in the Vale. There are currently no children and young people with a hearing impairment or communication / socialisation difficulties signed up to The Index in Cardiff, which will be an area for further outreach work

TABLE 5: PRIMARY REASON FOR REGISTRATION TO THE INDEX

Primary Reason for Registration	2016 - 2017	
	Total	%
Autistic Spectrum Disorder	38	24%
Developmental Delay	35	22%
Learning Disability	37	24%
Physical Disability / Chronic Illness	18	12%
Communication & Socialisation Difficulties	0	0%
Speech / Language Difficulties	6	4%
Visually Impaired	2	1%
Behavioural / Emotional Difficulties	7	4%
Hearing Impaired	0	0%
Other	3	2%
Undisclosed	10	6%
Total	156	

CHART 4: PRIMARY REASON FOR REGISTRATION TO
THE INDEX IN CARDIFF 2016/17



PRIMARY REASONS FOR REGISTRATION AND GEOGRAPHICAL BREAKDOWN IN CARDIFF 2016 - 2017

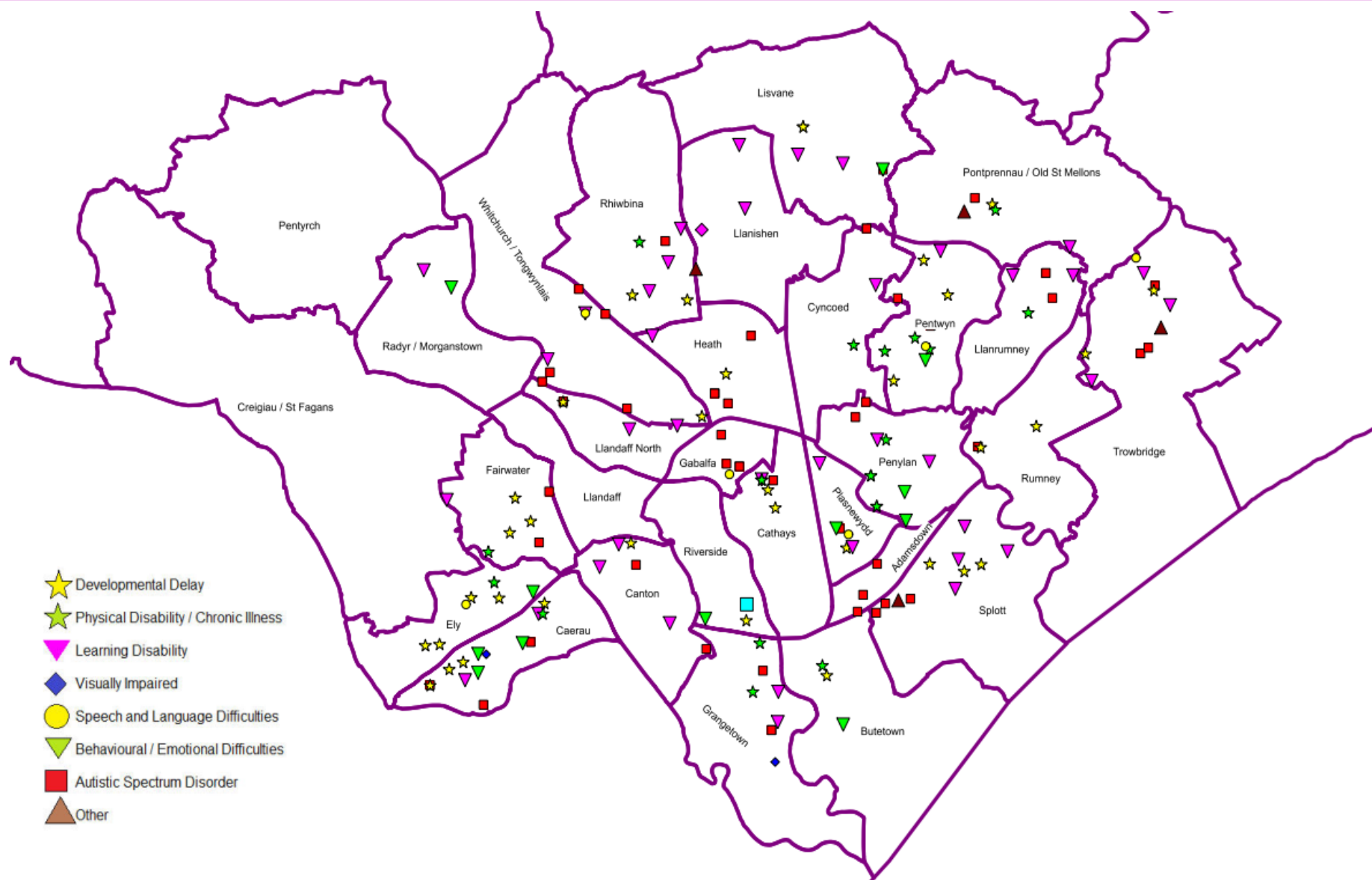
Map 1 (see page 15) illustrates the needs of those registered on The Index in Cardiff and their geographical location. The map shows that the dispersal of registrations to The Index is varied and that the primary reasons for registrations also vary across the City.

The map also shows that there are no registrations to The Index in the Creigiau/St Fagans and Pentyrch area which indicates a need to link with support services and schools within these areas to promote The Index and capture those living in these areas with disabilities or additional needs.

The majority of registrations to The Index living in Ely have listed the primary reason for registration as Developmental Delay, whilst those living in Llanishen are all listed as having a Learning Disability.

As The Index develops in Cardiff, a clearer picture of needs in specific areas of the City will be able to be mapped and can aid planning of future services for children and young people with disabilities or additional needs.

MAP 1: REGISTRATIONS TO THE INDEX IN CARDIFF BY PRIMARY REASON FOR REGISTRATION 2016 - 2017



ADDITIONAL REASONS FOR REGISTRATION

Whilst families state the primary reason for registration, many of the children and young people have more than one type of disability / difficulty that has an impact on their lives. Families are asked to state whether these additional reasons for registration are mild, moderate or severe.

Over half of those on The Index have Speech / Language Difficulties (54%), Communication and Socialisation Difficulties (53%), Development Delay (52%) or Learning Disability (51%).

60% of those with Speech and Language Difficulties in Cardiff stated that the degree of need was "Severe".

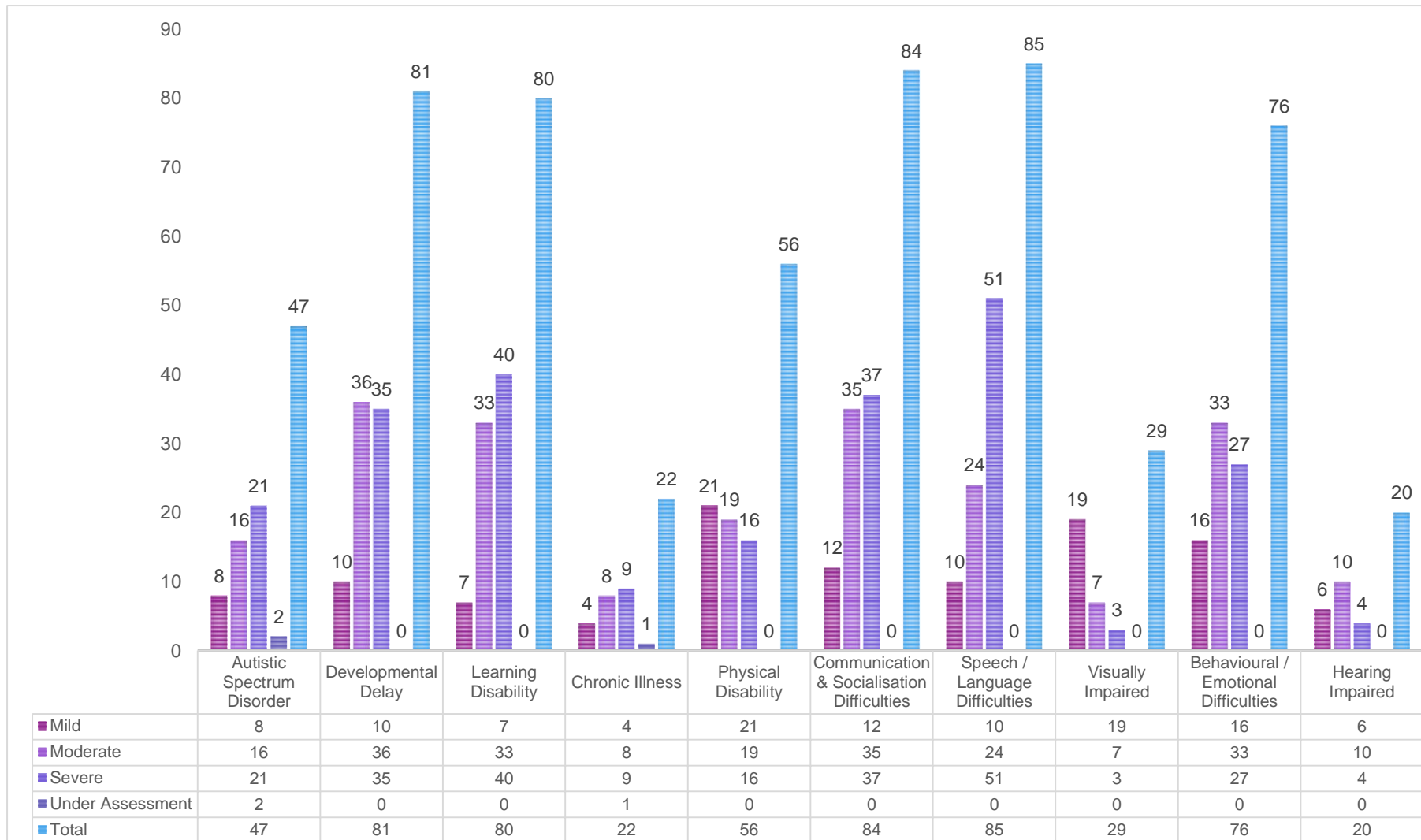
There were a total of 580 additional reasons for registration; this means that the average registration identified 3.5 additional reasons for registration.

The majority of responses 42% (243) outlined the degree of need as "Severe"; 38 % (221) of responses outline the degree of need as "Moderate"; and 19% (113) of responses outline the degree of need as "Mild".

The severity of need of those registering on The Index in Cardiff from 2016 – 2017 could be explained by the number of registrations during the initial start-up of The Index which came from the Child Health and Disability Team caseload as a result of the work carried out by a Social Worker within CHAD in partnership with the Cardiff Family Information Service.

Chart 5 illustrates additional reasons for registration in Cardiff 2016 - 2017 in more detail.

CHART 5: ADDITIONAL REASONS FOR REGISTRATION TO THE INDEX IN CARDIFF 2016 - 2017



EDUCATION

An aim of The Index is to identify and influence services based on current and future needs of children and young people with additional needs.

STATEMENT OF EDUCATIONAL NEED / ADDITIONAL SUPPORT REQUIREMENTS

The Special Educational Needs Code of Practice for Wales (January 2004), takes account of the SEN provisions of the Special Educational Needs and Disability Act 2001 for:

- a stronger right for children with SEN to be educated at a mainstream school
- new duties on LEAs to arrange for parents of children with SEN to be provided with services offering advice and information and a means of resolving disputes
- a new duty on schools and relevant nursery education providers to tell parents when they are making special educational provision for their child
- a new right for schools and relevant nursery education providers to request a statutory assessment of a child

The number of children of compulsory school age in Cardiff, who have a special educational need, according to the PLASC return January 2016, is 11,405, which is 21.2% of the overall school population. This is either through a Statement, School Action Plus or School Action, all of which mean that additional support is required in school. This could be 1 to 1 support, special equipment and a range of other support. Although not all these children would necessarily be eligible for The Index, it demonstrates that many more children could benefit from being on The Index.

Throughout Cardiff, 2% of the school population have an SEN Statement, whilst of the 156 registered on The Index, 97 (62%) have an SEN Statement.

Table 6 identifies the schools with pupils signed up to The Index and the number of registrations from each of these schools throughout 2016 – 2017. The schools not listed in Table 6 have no pupils on The Index, meaning that there are no pupils on The Index in 3 Nursery Schools, 82 Primary Schools, 14 Secondary Schools and 3 Special Schools in Cardiff.

There are 4 additional schools attended by those on The Index which are not captured in the PLASC statistics found in Table 6: Ysgol Y Deri (8 registrations); Wycliffe Independent School (1 registration); Rowden House (1 registration); and Red Rose School (1 registration).

Only 99 of the 156 on The Index in Cardiff have provided details of the school attended on their registration. The majority of registrations who have provided information on the school attended (63%) come from Special Schools in Cardiff. The other 37% who didn't provide details of school attended may: not be of school age; be a school leaver; or may not have provided this information upon registering. This information will be captured during the annual review of registrations to The Index.

TABLE 6: REGISTRATIONS TO THE INDEX IN CARDIFF BY SCHOOL ATTENDED
AND DETAILS OF SPECIAL EDUCATIONAL NEEDS IN SCHOOLS 2016 - 2017

Nursery Schools	Total SEN Statement	Total SEN School Action	Total SEN School Action Plus	Total Pupils	Number of Pupils Registered on The Index
Total across all Nursery Schools in Cardiff	2	21	9	315	0
Primary Schools	Total SEN Statement	Total SEN School Action	Total SEN School Action Plus	Total Pupils	Number of Pupils Registered on The Index
Allensbank Primary School	21	51	17	303	1
Birchgrove Primary School	2	27	19	411	1
Coryton Primary School	4	19	10	238	1
Lakeside Primary School	8	51	21	521	1
Llanedeyrn Primary School	31	20	28	399	5
Llanishen Fach Primary School	23	49	14	513	1
Llysfaen Primary School	8	15	9	454	2
Marlborough Primary School	24	28	2	532	2
Pentreban Primary School	24	10	3	224	1
Peter Lea Primary School	4	56	13	405	1
Roath Park Primary School	7	46	26	483	1
St Philip Evans R.C Primary School	0	43	9	385	1
Tredegaville C.W Primary School	3	57	28	242	1
Whitchurch Primary School	8	73	20	707	3
Ysgol Gymraeg Treganna	6	47	15	583	1
Total across all Primary Schools in Cardiff	511	4101	1688	33086	20
Secondary Schools	Total SEN Statement	Total SEN School Action	Total SEN School Action Plus	Total Pupils	Number of Pupils Registered on The Index
Cardiff High School	41	98	40	1627	2
Cathays High School	28	166	43	826	1
Corpus Christi R.C High School	20	95	57	1047	1
St Teilo's C.W High School	34	144	91	1474	1
The Bishop Of Llandaff C.W High School	65	77	36	1227	8
Total across all Secondary Schools in Cardiff	534	2655	1332	19821	13
Special Schools	Total SEN Statement	Total SEN School Action	Total SEN School Action Plus	Total Pupils	Number of Pupils Registered on The Index
Riverbank School	70	0	0	70	12
The Hollies School	83	0	0	83	10
Ty Gwyn School	168	0	2	170	13
Woodlands High School	128	0	0	128	20
Total across all Special Schools in Cardiff	550	0	2	552	55
All Schools	Total SEN Statement	Total SEN School Action	Total SEN School Action Plus	Total Pupils	Number of Pupils Registered on The Index
Total across all Schools in Cardiff	1597	6777	3031	53774	88

SOCIAL SERVICES

When The Index was first established in Cardiff, many of the initial registrations came from the Child Health and Disability (CHAD) Team caseload, which has meant that many of the children and young people registered meet the CHAD criteria.

28% (44 of 156) of those on The Index in Cardiff have a Social Worker, this is 5% lower than the percentage in the Vale.

15% of those on The Index in Cardiff have received a Carer's Assessment

SERVICES RECEIVED

We now ask parents/carers whether they receive certain services:

TABLE 7: SERVICES RECEIVED BY THOSE ON THE INDEX IN CARDIFF 2016 - 2017

Social Worker	44
SW for Sensory Impairment	3
Domiciliary Package	7
Respite	45
Direct Payments	44
Other	6
Carers' Assessment	23

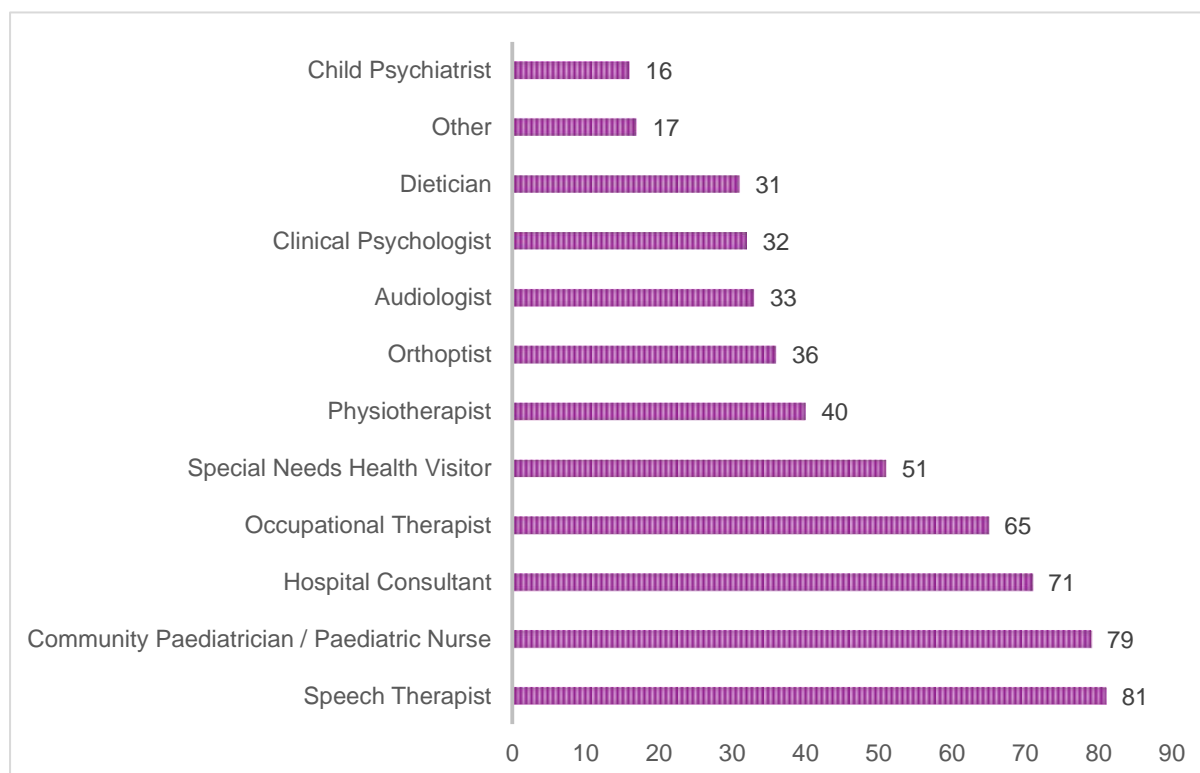
HEALTH

It is widely acknowledged that children and young people with disabilities and additional needs have greater health needs than the rest of the population. Those with disabilities access the full range of health services to meet both their ordinary health needs and their additional health requirements through referral to specialist services.

Chart 6 illustrates the health services being accessed by children on The Index.

Responses in the “Other” category include: Neurodevelopmental Service; Orthotics; Podiatrist; and CAMHS.

CHART 6: HEALTH PROFESSIONALS ACCESSED BY CHILDREN AND YOUNG PEOPLE ON THE INDEX (CARDIFF)



CHILDREN AND YOUNG PEOPLE ON THE INDEX: VALE OF GLAMORGAN FACTS AND FIGURES 2016-17

REGISTRATIONS, REVIEWS AND REFERRALS

Currently Registered – 501 / 27% increase and a total of 128 new registrations

Deregistration – 23 (2 deceased, 6 no contact details, 15 turned 18)

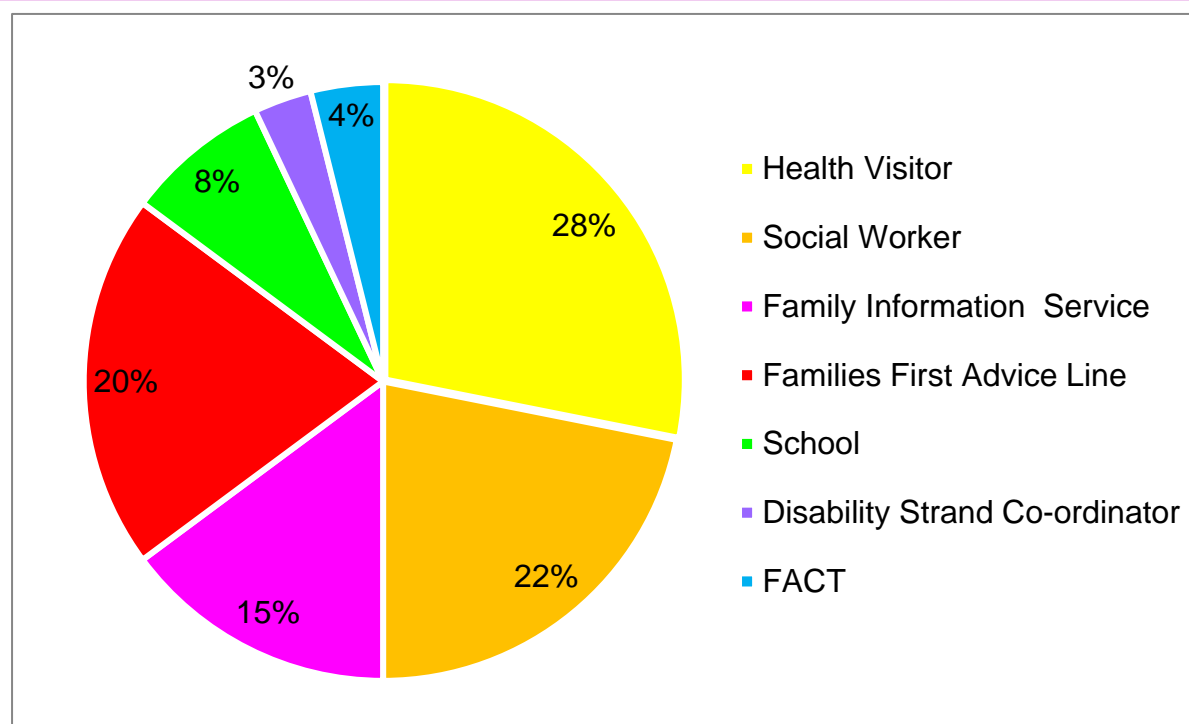
Reviews – 306 / 46% increase

Referrals – 128 new referrals to the Index from:

- Social Worker 31
- Special Needs Health Visitor 36
- Families First Advice Line 26
- Family Information Service 19
- School 10
- FACT 5
- Disability Strand Coordinator 4

The highest number of referrals to The Index comes from the Special Needs Health Visitor (28%). Since the development of the Families First Advice Line, 20% of referrals to The Index now come from the Families First Advice Line, which is an indication of the successful partnership which has been formed between the two services.

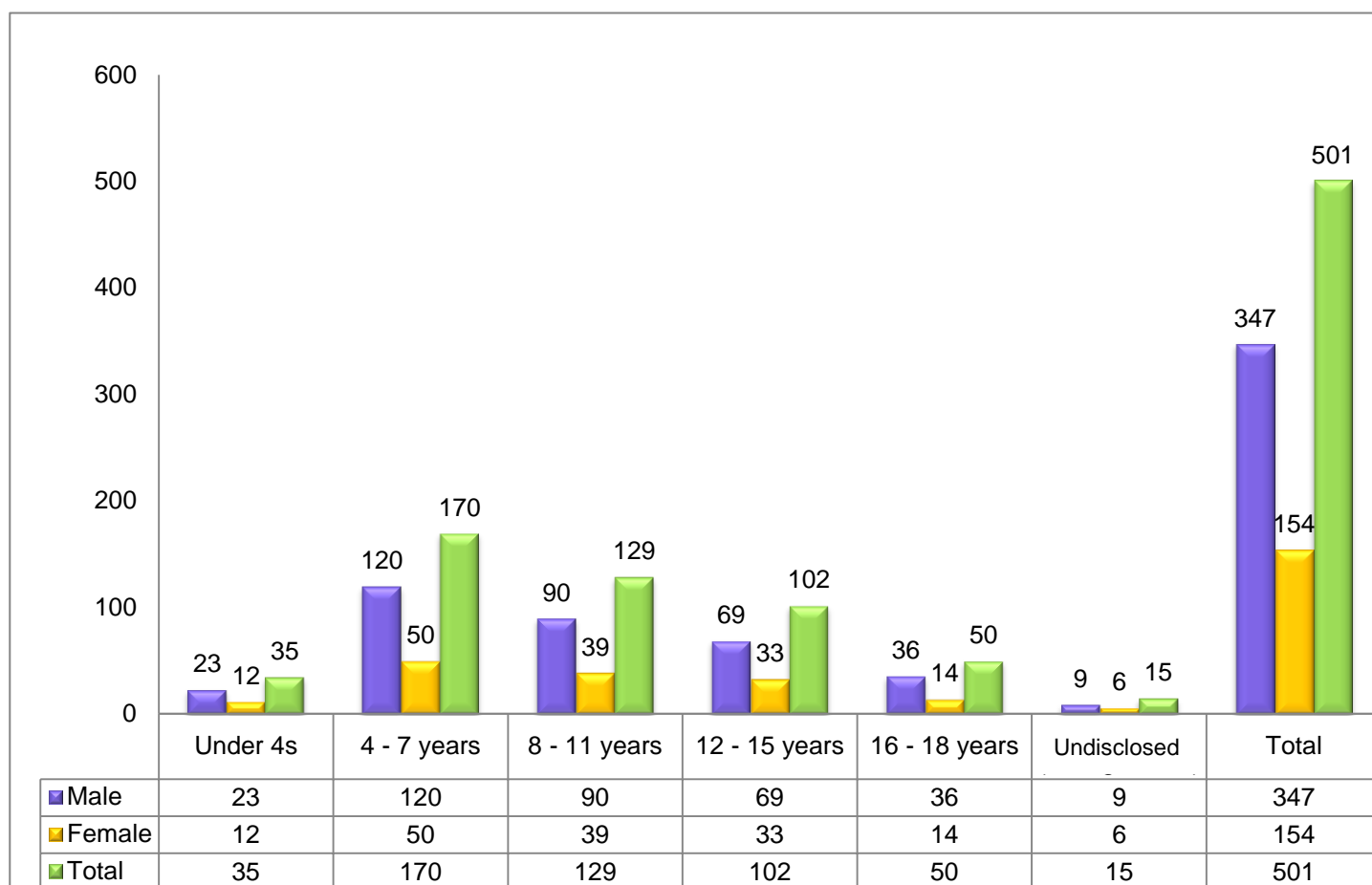
CHART 7: SOURCES OF REGISTRATIONS TO THE INDEX IN THE VALE OF GLAMROGAN 2016 – 17



AGE RANGE & GENDER

- The majority of children (347, 69%) registered on the Index are male.
- 35 Under 4s (66% Male, 34% Female)
- 170 4 – 7 years (71% Male, 29% Female)
- 129 8 – 11 years (70% Male, 30% Female)
- 102 12 – 15 years (68% Male, 32% Female)
- 50 16 – 18 years (72% Male, 28% Female)
- 15 Undisclosed (60% Male, 40% Female)
- 501 Total

CHART 8: AGE & GENDER OF CHILDREN REGISTERED ON THE INDEX IN THE VALE OF GLAMORGAN 2016 -17



SIBLINGS ON THE INDEX

It is also worth noting that 72 (14%) of children and young people registered have a sibling who is also on the Index - there are a total of 33 families with more than one child on The Index.

ETHNICITY

74% of children are white (total of 372 children) 22% have not disclosed their ethnicity and 4% (total of 21 children) are from a minority ethnic background. The Office of National Statistics Census 2011 states that only 3.56% of the Vale population are from a minority ethnic background.

CHART 9: ETHNICITY OF CHILDREN REGISTERED ON THE INDEX IN THE VALE OF GLAMORGAN 2016 – 2017

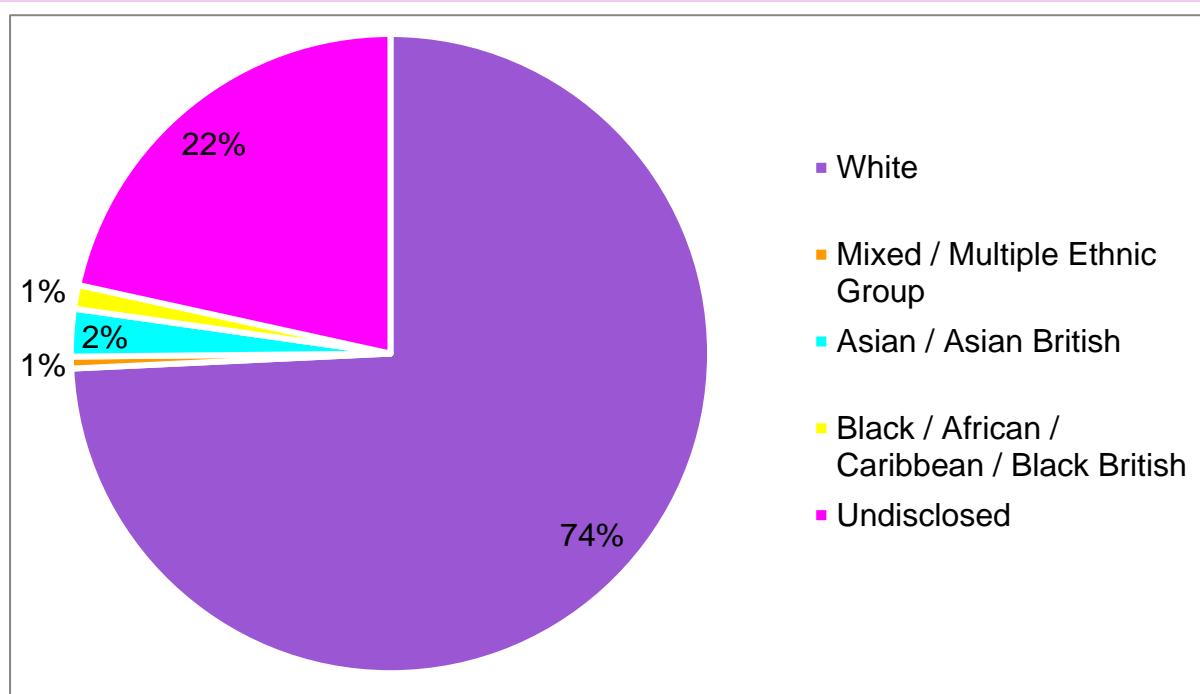


TABLE 8: ETHNICITY OF CHILDREN REGISTERED ON THE INDEX THE INDEX IN THE VALE OF GLAMORGAN 2016 – 2017

Ethnicity	Number Registered
White	372
Asian / Asian British	12
Black / African / Caribbean / Black British	6
Mixed / Multiple Ethnic Group	3
Undisclosed	108
Total	501

GEOGRAPHICAL BREAKDOWN

The Welsh Index of Multiple Deprivation (WIMD) 2014 identifies 1909 Lower Super Output Areas in Wales. The findings highlight that of the 0 – 10% most deprived LSOAs in Wales, 4 areas are in the Vale of Glamorgan.

These are Gibbonsdown 2 (ranked 83rd in Wales overall), Court 3 (169th in Wales), Cadoc 4 (178th in Wales) and Castleland 1 (181st in Wales). A total of 164 (33%) of children and young people on the Index are from these wards, however we don't have data on how many are in the specific LSOAs - 55% are from Barry in total. More work needs to be done to promote The Index to families in the Rural Vale.

Some wards have seen a reduction in children on The Index in the past year: Cornerswell, St Bride's Major and Peterston-Super-Ely. However, wards which have seen an increase of 10 children or more are Illtyd, Court, Cadoc and Buttrills.

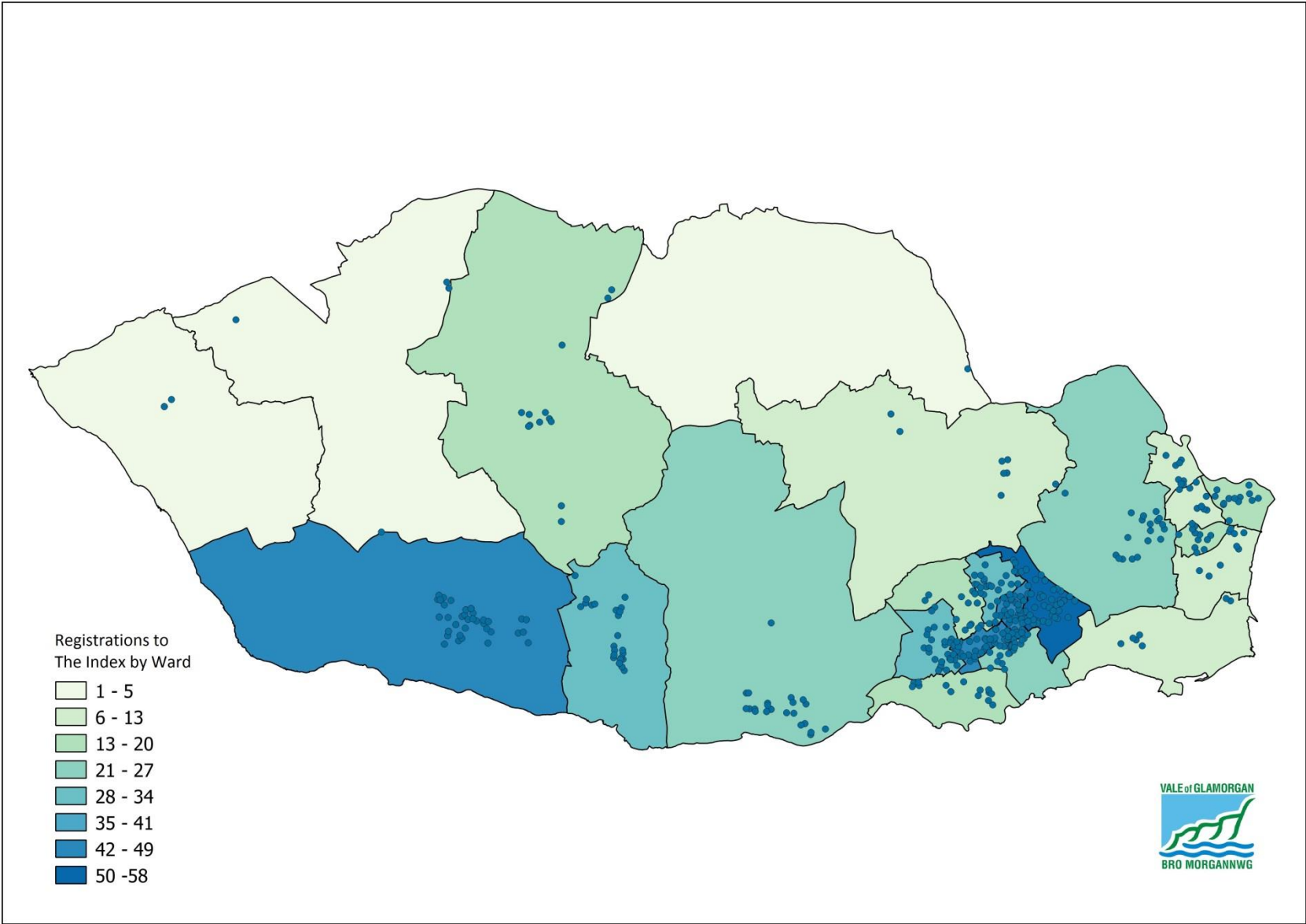
TABLE 9: GEOPHGRAPHICAL BREAKDOWN OF REGISTRATIONS TO THE INDEX IN THE VALE OF GLAMORGAN 2016 – 2017 (BY WARD)

Ward	Children on The Index 2014/15	Children on The Index 2015/16	Children on The Index 2016/17	Increase/ Decrease
Cadoc *	40	51	59	+18
Llantwit Major	33	40	46	+6
Gibbonsdown *	25	21	34	+13
St Athan	24	27	30	+3
Court *	23	33	47	+14
Buttrills	21	28	46	+18
Illtyd	21	25	35	+10
Castleland *	18	18	24	+6
Rhose	17	24	27	+3
Dinas Powys	13	17	24	+7
Dyfan	12	14	16	+2
Cornerswell	12	15	11	-4
St Augustine's	11	11	15	+4
Plymouth	9	6	9	+3
Stanwell	8	12	15	+3
Baruc	8	12	16	+4
Llandough	7	8	8	0
Sully	6	5	7	+2
St Bride's Major	5	5	4	-1
Wenvoe	5	8	8	0
Cowbridge	4	8	14	+6
Peterston-Super-Ely	1	2	1	-1
Llandow / Ewenny	1	3	5	+2
Total	324	393	501	

* LSOAs in these wards are in 0 – 10% most deprived LSOA in Wales

<http://wimd.wales.gov.uk/geography/la/W06000014?lang=en#&min=0&max=10&domain=overall>

MAP 2: REGISTRATIONS TO THE INDEX IN THE VALE OF GLAMORGAN 2016 - 2017 BY WARD



PRIMARY REASON FOR REGISTRATION

When signing up to The Index, parent / carers are asked to state the primary reason for registration as well as listing any other associated disabilities / difficulties.

It should be noted that the parent will state their child's disability based on diagnosis (if diagnosed), and also their perception of the disability and how it impacts their family. For example, one family who has a child with Downs Syndrome may register the primary reason as Learning Disability, another as Behavioural / Emotional Difficulties, depending how their child is affected.

Table 3 below illustrates that the most common reason for registration remains to be Autistic Spectrum Disorder (31%), with an increase of 34 children registered in the last year. The number of children registering primarily due to Behavioural / Emotional Difficulties has doubled each year with a total of 48 children now signed up. This means that there are now just as many children on The Index registering for Behavioural / Emotional Difficulties as for Physical Disability / Chronic Illness.

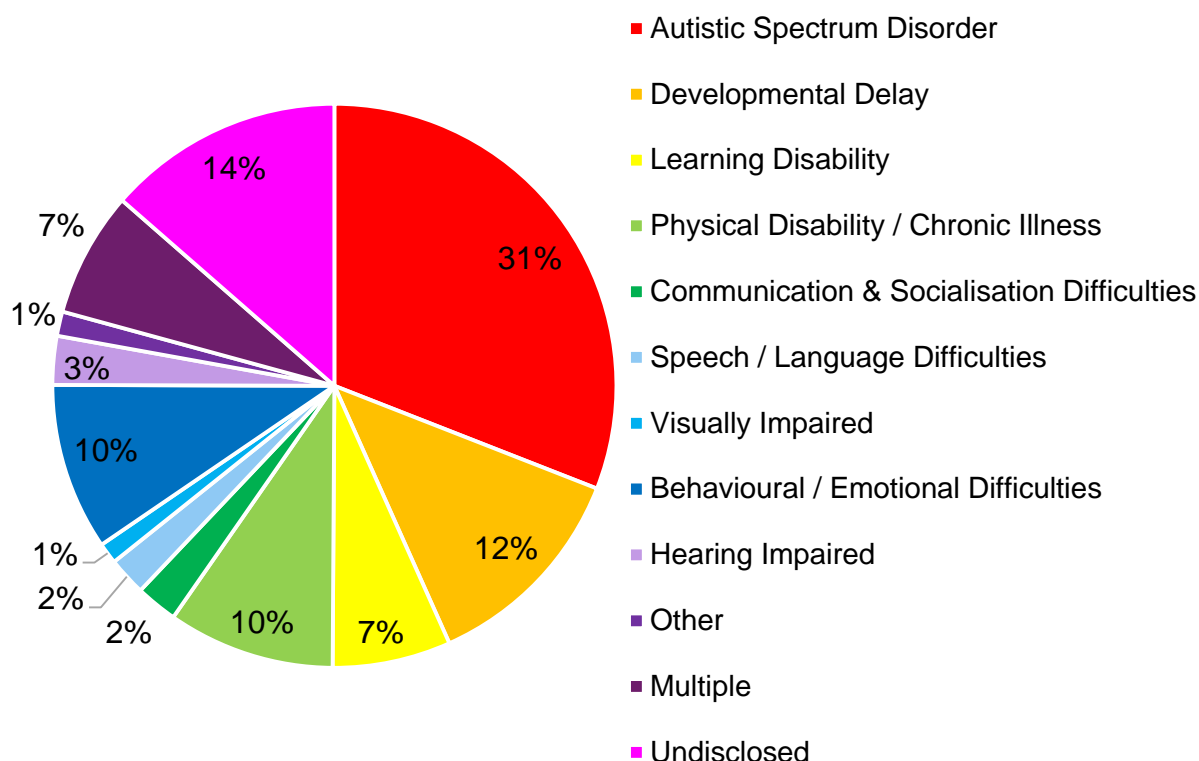
81% of children registering due to Behavioural / Emotional Difficulties have specified that their child has ADHD.

This varies greatly from registrations in Cardiff, where only 7 children (4%) registered with the primary reason for registration Behavioural / Emotional Difficulties. This could be due to the majority of referrals in Cardiff coming from the CHAD Team or Special Schools

TABLE 10: PRIMARY REASON FOR REGISTRATION AND THE NUMBER REGISTERED ON THE INDEX IN THE VALE OF GLAMORGAN BY YEAR

Primary Reason for Registration	2014 – 2015		2015 - 2016		2016 – 2017	
	Total	%	Total	%	Total	%
Autistic Spectrum Disorder	103	31%	121	31%	155	31%
Developmental Delay	68	21%	56	14%	62	12%
Learning Disability	56	17%	32	8%	34	7%
Physical Disability / Chronic Illness	45	14%	39	10%	48	10%
Communication & Socialisation Difficulties	17	5%	10	3%	12	2%
Speech / Language Difficulties	11	3%	7	2%	11	2%
Visually Impaired	10	3%	3	1%	6	1%
Behavioural / Emotional Difficulties	10	3%	24	6%	48	10%
Hearing Impaired	7	2%	11	3%	14	3%
Other	N/A		4	1%	7	1%
Multiple	N/A		13	3%	36	7%
Undisclosed	N/A		73	19%	68	14%
Total	327		393		501	

CHART 10: PRIMARY REASON FOR REGISTRATION ON THE INDEX IN THE
VALE OF GLAMORGAN 2016 - 2017



ADDITIONAL REASONS FOR REGISTRATION

Whilst families state the primary reason for registration, many of the children and young people have more than one type of disability / difficulty that has an impact on their lives. Families are asked to state whether these additional reasons for registration are mild, moderate or severe.

A new category "Under Assessment" has been added to the Additional Reasons for Registration section of the form this year, following feedback from families and professionals that in some instances an assessment into the degree of need is in progress. "Under Assessment" has been used 38 times (3% of total responses).

42% (164 children) of those on The Index have Communication and Socialisation Difficulties, followed by Developmental Delay (159 children), Speech / Language Difficulties (156 children), Behavioural / Emotional Difficulties (150 children).

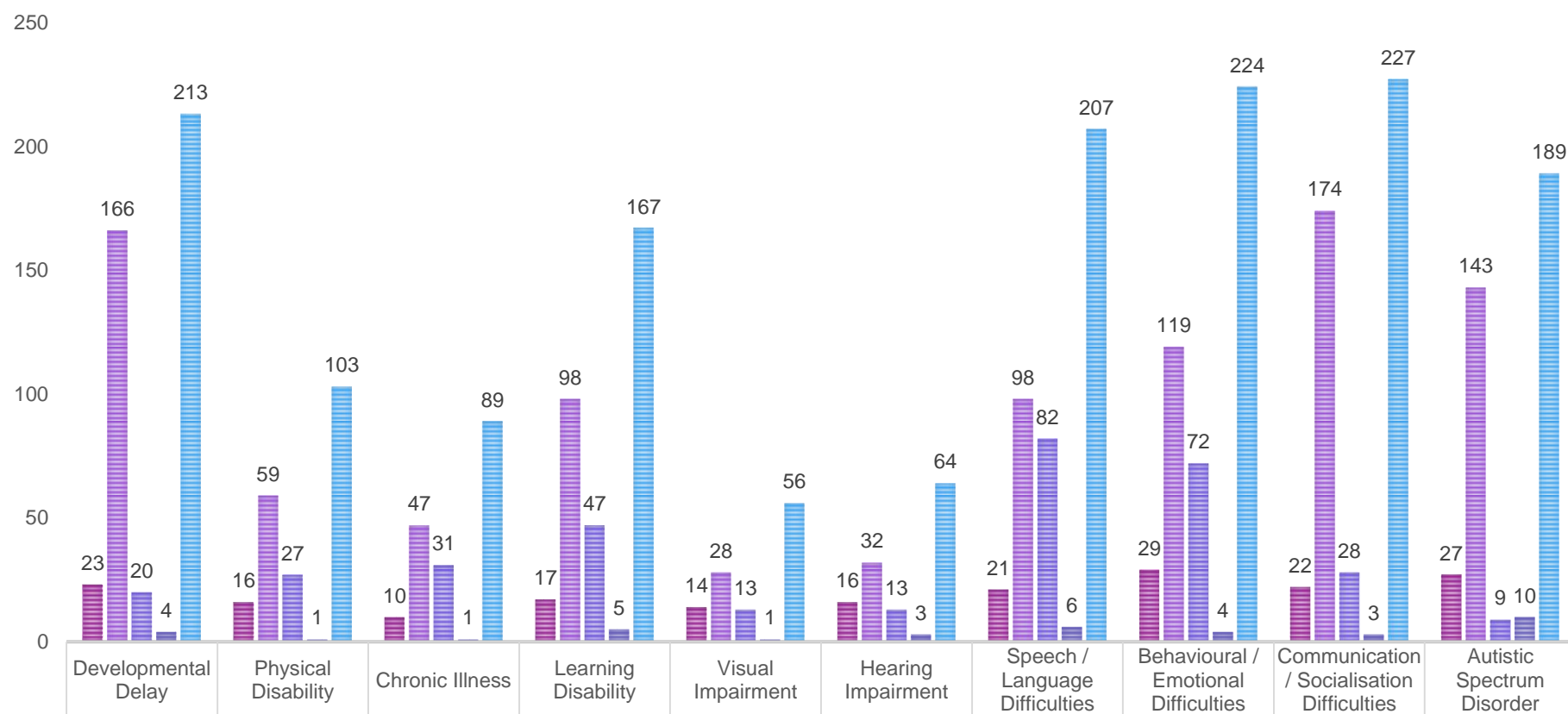
63% of responses outline the degree of need as "Moderate"

22% of responses outline the degree of need as "Severe"

12% of responses outline the degree of need as "Mild"

Chart 5 illustrates this in more detail.

CHART 11: ADDITIONAL REASONS AND DEGREE OF NEED FOR REGISTRATION TO THE INDEX IN THE
VALE OF GLAMORGAN 2016 – 2017



Mild	23	16	10	17	14	16	21	29	22	27
Moderate	166	59	47	98	28	32	98	119	174	143
Severe	20	27	31	47	13	13	82	72	28	9
Under Assessment	4	1	1	5	1	3	6	4	3	10
Total	213	103	89	167	56	64	207	224	227	189

ADDITIONAL INFORMATION REQUESTED

During registration, we ask whether the family would like any information to support them and their child. We received the following responses:

TABLE 11: ADDITIONAL INFORMATION REQUESTED BY VALE FAMILIES 2016 -2017

More information	117
Activities	42
Support Groups / General Support	39
Disability Sports Clubs	8
Playschemes and Summer Activities	8
Financial Help / Benefits	7

SOCIAL SERVICES

- 25% of those on The Index are currently involved with the Child Health and Disability (CHAD) Team.
- 69% of the CHAD caseload (125 of 182 children and young people) are registered on The Index.
- 158 children on The Index (32%) have a Social Worker.

Following the appointment of a Carers Support Officer within the Child Health and Disability Team, a strong link was established to ensure that those new to The Index are offered a Carers Assessment.

For a considerable length of time in 2016 – 2017, the Carers Support Officer post within the Child Health and Disability Team was vacant. A priority for 2017-18 will be to re-establish the link with the newly appointed Carers Support Officer to ensure that families are receiving assessments where requested.

10% of parent/carers on The Index have received a Carers' Assessment and a further 8% have been referred for a Carer's Assessment.

Similarly, parent/carers who are referred to the Carers Support Officer through sources other than The Index will be encouraged to sign up to The Index.

SERVICES RECEIVED

We now ask parents/carers whether they receive certain services:

TABLE 12: SERVICES RECEIVED BY THOSE ON THE INDEX IN THE VALE 2016/17

Social Worker	158
SW for Sensory Impairment	7
Domiciliary Package	1
Respite	13
Direct Payments	5
Other	22
Carers' Assessment	51 (plus 38 have been referred)

EDUCATION

An aim of The Index is to identify and influence services based on current and future needs of children and young people with additional needs.

The most significant increases in referrals from schools are in Cadoxton Primary School, Romilly Primary School, High Street Primary School, Cogan Primary School and Dinas Powys Primary School.

Over the last year, there has been a significant increase (84%) in registrations from young children who don't attend school or nursery yet and a 280% increase in children registered who are in nursery or playgroup.

This could be explained by the continuing link between The Index and the Vale's Special Needs Health Visitor. As well as the Sense of Play workers who engage with pre-school children and promote The Index to these families.

STATEMENT OF EDUCATIONAL NEED / ADDITIONAL SUPPORT REQUIREMENTS

The Special Educational Needs Code of Practice for Wales (January 2004), takes account of the SEN provisions of the Special Educational Needs and Disability Act 2001 for:

- a stronger right for children with SEN to be educated at a mainstream school
- new duties on LEAs to arrange for parents of children with SEN to be provided with services offering advice and information and a means of resolving disputes
- a new duty on schools and relevant nursery education providers to tell parents when they are making special educational provision for their child
- a new right for schools and relevant nursery education providers to request a statutory assessment of a child

The number of children of compulsory school age in the Vale, who have a special educational need, according to the PLASC return January 2016, is 3,642, which is 21.6% of the overall school population. This is either through a Statement, School Action Plus or School Action, all of which mean that additional support is required in school. This could be 1 to 1 support, special equipment and a range of other support. Although not all these children would necessarily be eligible for the Index, it demonstrates that many more children could benefit from being on the Index.

Of the children and young people registered on the Index, 33% have a statement of need; this has decreased by 7% since 2015 – 2016. This could be explained by the influx of pre-school children who have signed up to The Index.

TABLE 13: REGISTRATIONS TO THE INDEX BY SCHOOL ATTENDED

		+/-			+/-
Ysgol Y Deri	72	+6	Fairfield Primary	3	+1
Cadoxton Primary	19	+10	Evenlode Primary	3	+1
Romilly Primary	16	+4	Cowbridge Comprehensive	3	+2
Palmerston Primary	15		Sully Primary	2	+1
Jenner Park Primary	14	-1	Stanwell Comprehensive	2	
Gladstone Primary	14	+2	St Brides Primary	2	
St Illtyds Primary	13	+2	St Andrews Church in Wales Primary	2	
Llandough Primary	12	+3	Cardiff & Vale College	2	
High Street	12	+6	Bryn Hafren Comprehensive	2	+1
Dinas Powys Primary	12	+6	Ysgol Sant Curig	1	+1
Cogan Primary	12	+8	Ysgol Sant Baruc	1	
Ysgol Y Ddraig	11	+4	Ysgol Gwaun y Nant	1	
Ysgol Gymraeg Bro Morgannwg	11	+3	Ysgol Dewi Sant	1	+1
St Richard Gwyn Comprehensive	11	+3	Westbourne House	1	
St Cyres Comprehensive	11	+2	Pendoylan Primary	1	+1
St Helens Primary	10	+4	Llansannor Primary	1	+1
St Athan Primary	10	+3	Llangan Primary	1	+1
Llantwit Major Comprehensive	9	+3	Llanfair Primary	1	
Holton Primary	9	+4	Headlands School	1	
Barry Comprehensive	9	+4	Amelia Trust	1	
Colcot Primary	7	+2	Albert Primary	1	
Oakfield Primary	6	+4			
Rhws Primary	5	+1	Too Young	35	+ 16
Barry Island Primary	5		Nursery / Playgroup	19	+14
All Saints Church in Wales Primary	5	+2	Undisclosed	61	- 21
Ysgol Iolo Morgannwg	4		Homeschooled	4	+1
Victoria Primary	4	+3	Out of County	11	+5
Gwenfo Church in Wales Primary	4	+1	Total	501	
Y Bont Faen	3	+1			

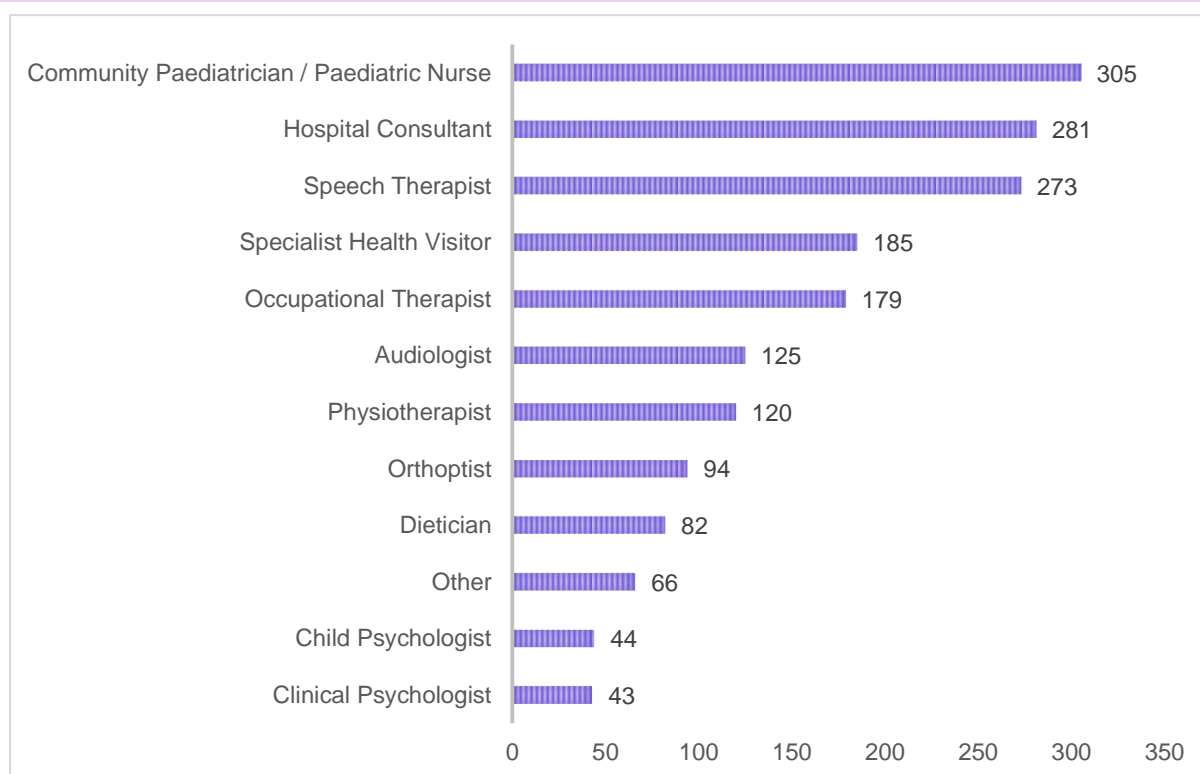
HEALTH

It is widely acknowledged that children and young people with disabilities and additional needs have greater health needs than the rest of the population. Those with disabilities access the full range of health services to meet both their ordinary health needs and their additional health requirements through referral to specialist services.

60% of children and young people on The Index in the Vale see a Community Paediatrician / Paediatric Nurse, whilst 13% have responded with “Other” which includes: CAMHS; Emotional Wellbeing Service; Orthotics; and the Neurodevelopmental Service.

Chart 6 illustrates the health services being accessed by children on The Index.

CHART 12: HEALTH PROFESSIONALS ACCESSED BY CHILDREN AND YOUNG PEOPLE ON THE INDEX (VALE OF GLAMORGAN)



CONTACT INFORMATION

CARDIFF

DISABILITY INDEX OFFICER
FAMILY INFORMATION SERVICE
THE CONFERENCE CENTRE
EASTMOORS ROAD
CARDIFF
CF24 5RR

029 2035 1700 / DISABILITYINDEX@CARDIFF.GOV.UK

WWW.CARDIFF-FIS.INFO

VALE OF GLAMORGAN

DISABILITY INDEX ADMINISTRATOR
FAMILY INFORMATION SERVICE
DOCK OFFICE
SUBWAY ROAD
BARRY
VALE OF GLAMORGAN
CF63 4RT

01446 704 736 / DISABILITYINDEX@VALEOFGLAMORGAN.GOV.UK

WWW.VALEOFGLAMORGAN.GOV.UK/DISABILITYINDEX