



# VALE OF GLAMORGAN COUNCIL

## Supporting People

## Operational Plan

## 2011/12 to 2012/13

Prawf Cymru  
Wales Probation



GIG  
CYMRU  
NHS  
WALES

Bwrdd Iechyd Prifysgol  
Caerdydd a'r Fro  
Cardiff and Vale  
University Health Board



supporting**people**

supporting independence

# **SUPPORTING PEOPLE OPERATIONAL PLAN 2011/12 – 2012/13**

Part One: Mission & Vision Statement .....	2
Part Two: Executive Summary .....	4
Part Three: Management & Planning for Supporting People .....	7
Part Four: Needs Assessment .....	9
Part Five: Identifying Gaps in Services .....	11
Part Six: The Supporting People Planning Group Decision Making Process .....	29
Part Seven: Supporting People Revenue Grant Projects.....	39
Part Eight: Sheltered Housing & Community Lifeline Schemes .....	40
Part Nine: Community Care Schemes .....	41
Part Ten: Reviewing & Remodelling Existing Projects .....	42
Part Eleven: Supporting People Strategy 2011/12 — 2012/13 .....	45
APPENDIX 1:.....	54
APPENDIX 2:.....	60
APPENDIX 3:.....	84
APPENDIX 4:.....	90
APPENDIX 5:.....	95

### Part One: Mission & Vision Statement

#### Introduction

The Supporting People Operational Plan (SPOP) outlines the need for housing related support funded by the Supporting People Grant (SPG) and Supporting People Revenue Grant (SPRG) in the Vale of Glamorgan. This will probably be the last plan in this format due to the recommendations made in the Report from Sir Mansel Aylward following his review of Supporting People that was commissioned by the Welsh Government, as both funding streams are to be amalgamated to form a single unified Supporting People Grant (SPPG).

The Council's Homelessness Strategy and its objectives are fundamental to drawing up the existing and future service priorities for funding and the development of this Operational Plan, as it provides information on the scale and nature of homelessness. It also identifies the housing related support services required to assist vulnerable people to prevent homelessness as well as to break the cycle of repeat homelessness experienced by some clients. This would be achieved by supporting them to obtain the skills to maintain a tenancy, become independent and to integrate into the community.

The Vale of Glamorgan's Supporting People Partnership aims to ensure that vulnerable residents get the support they need. We want quality of life, safety, health and independence for all of the Vale of Glamorgan's community, and we intend that our Supporting People programme will fully contribute to our agenda for action.

This central purpose forms the basis of our Strategy. We believe that top-quality housing related support services are the key to independent living across the continuum of care needs, helping those who are most vulnerable to find their place in the Vale of Glamorgan's community.

Our Supporting People Programme aims to work across the traditional boundaries of the many different organisations that are responsible for services for vulnerable people. We recognise that our agenda for health, housing, social care and community safety can only be achieved effectively through modern partnerships, which share objectives, programmes and operational working methods.

The Vale of Glamorgan's Supporting People Strategy Mission and Vision is: -

**Our Mission: -**

*"To make the Vale a safe and healthy place in which individuals, children and families can live their lives to the full."*

**Our Vision:-**

*"To meet the needs of individuals and communities by providing quality services, in partnership with others, which respects diversity and promotes independence."*

### **Our Strategy: -**

- ❖ Sets out the Partnership's objectives, priorities and plans for high quality, best value support services for vulnerable people.
- ❖ Is soundly based on detailed mapping of existing services and robust analyses of current and future demands, stock condition surveys, and options appraisals for schemes and projects.
- ❖ Promotes engagement and participation across all sectors, including users, carers, service providers and commissioners.
- ❖ Establishes contract-based operations to enable stable services, financial security, agreed standards and transparent monitoring.
- ❖ Is underpinned by comprehensive strategic review, best value planning and a systematic rolling programme of scheme reviews.
- ❖ Is well integrated with wider crosscutting strategies for housing, health, social care and community safety in the Vale of Glamorgan.
- ❖ Aims to build strong cross-authority coordination and partnership to help tackle regional priorities.

The challenge for our health, housing and social care agencies is to therefore ensure intervention that challenges discrimination, responds to the needs and aspirations of individuals and communities, and delivers change, health and independence. Our Supporting People strategy is an integral part of the vision of the Vale of Glamorgan's Community Strategy, to make the Vale of Glamorgan a place that is safe, clean and attractive, where individuals and communities have opportunities to improve their health, prosperity and well being.

### **We know we will have succeeded when: -**

- ❖ All partners feel involved in developing and delivering support services.
- ❖ All people, who are capable and want to, are living independently.
- ❖ All services are producing effective outcomes within approved tariffs.
- ❖ Service users tell us that all services are accessible and respond to individual needs and they feel valued and included.

### Part Two: Executive Summary

#### Introduction

Supporting People is a framework for delivering housing related support services to vulnerable people. Led by the Welsh Government, Supporting People administers grant funding to service providers and ensures service quality through a framework for monitoring and reviewing services in the Vale of Glamorgan. It has reformed and simplified the financial basis of Supported Housing, the assessment and referral of clients and the planning framework for housing related support. The continuing aim is for less dependence on institutions and more independence and, as such, there is a greater emphasis on people staying in their own homes.

The Supporting People Strategy is closely linked to the Homelessness Strategy and to specific frameworks for housing and support, such as the National Housing Strategy, but it also takes on community issues from Health Improvement Plans, Crime Prevention and the Community Plan. It also links with the local Multi-Agency Public Protection Panel (MAPPA) in order to establish best practice in accommodating high-risk offenders.

#### Administration and Management of Supporting People

The Supporting People team is located within the Housing Services Division of the Council's Legal, Public Protection and Housing Services Directorate. As required by the Welsh Assembly Government a Supporting People framework has been established comprising the Supporting People Planning Group and Supporting People Liaison Group.

Until the Welsh Government introduce the planned unified Supporting People Programme Grant, the budget which funds accommodation related support services is paid in two ways:

- (a) Supporting People Grant (SPG) – this is paid directly to the Council to fund sheltered housing, services for the elderly and some projects jointly funded with Community Care
- (b) Supporting People Revenue Grant (SPRG) – this is paid directly to the Accredited Support Provider. It funds all other types of accommodation related support projects for vulnerable people, not covered by the Supporting People Grant. Accredited Support Providers are registered by the Welsh Government if they fulfill the required criteria.

### **Highlights from the Individual Needs Assessment Module**

Under the Individual Needs Assessment Module (INAM) the Operational Plan has identified core areas of significant support need based on the assessment of **6,608** completed INAM forms. Of the **5,373** clients **or 81.31%** with support needs, **16.97%** of people identified mild support needs, **25.79%** moderate support needs and **57.24%** serious support needs. The most important lead issues self-selected by clients are Homelessness/potentially Homeless, Mental Health, Physical Mobility, Domestic Abuse, Learning Difficulties, and Young & Vulnerable.

### **Highlights from the Supply Mapping**

The scale of existing services is extensive and supply-mapping exercises have been undertaken to identify all the housing related support provision in the Vale of Glamorgan. In total **2,598** units of support have been mapped. The current supply of services in the Vale shows that there are high levels of supported accommodation for Older People, people with Learning Difficulties, those with Mental Health issues and those that are Young and Vulnerable and lower levels of supported accommodation specifically for clients with a Chronic Illness, Single Parents and Ex-offenders.

### **Reviewing & Remodeling Existing Projects**

The Council began reviewing and monitoring Supporting People projects in the Autumn of 2003 and by the end of March 2006 all projects, which received legacy funding through the Supporting People Grant and those for which the Council is the Accredited Support Provider, had been through the initial review and monitoring stage. On-going reviews have continued since that date and the findings have been mapped to inform planning and development of services.

Work on re-configuring under-utilised schemes and projects that were failing to meet their strategic aims also began in the autumn of 2003 and continue when necessary.

In addition, the Vale of Glamorgan Council was part of the South Wales Supporting People Benchmarking Club, which allowed the costs and quality of services to be compared across the area. This ensured that services continued to deliver value for money.

Whilst reviewing the supply and needs information, along with the outcomes of reviews and the throughput and aims and objectives of current projects this year, it has become apparent that all remaining projects remain strategically relevant to the Council, service users and stakeholders.

## **PART TWO: EXECUTIVE SUMMARY**

### **Summary of the Supporting People Strategy for the Vale of Glamorgan**

Through an analysis of the supply map, use of the INAM and other needs data collected, the Council has identified a number of issues affecting wide groups of people and specific areas where new services are a priority. These have been developed via the Supporting People Planning Group and are outlined in this Plan.

## **Part Three: Management & Planning for Supporting People**

### **Introduction**

Whilst the operational and strategic development of Supporting People Services in the Vale of Glamorgan rests with the Housing Services Division of the Council, the development of services is based on the ethos of effective partnership working with statutory and non-statutory agencies.

### **Managing Supporting People in the Vale**

The Planning and delivery of Supporting People in the Vale of Glamorgan is currently achieved through the following bodies.

*The Supporting People Team* who have implemented the assessment of needs framework, collated the supply map, developed contracts, reviewed and monitored the services and coordinated the development of the Supporting People Operational Plan.

*The Supporting People Liaison Group* is the primary vehicle for involving all stakeholders (service users, service providers, voluntary organisations, statutory agencies). Meetings are held 4 times per year.

*The Supporting People Planning Group (SPPG)* reconvened in March 2011 has responsibility for identifying service priorities for future years based on the detailed assessment of the INAM database, Supply Map and data provided by stakeholders.

The SPPG is made up as follows: -

- ❖ Operational Manager Public Sector Housing (Chair)
- ❖ Strategy & Supporting People Manager
- ❖ Operational Manager Integrated Services, Social Services
- ❖ Vale Manager, South Wales Area National Probation Service
- ❖ Head of Community Nursing, Cardiff and Vale University Health Board
- ❖ Voluntary Sector Representative (Vale Housing & Homelessness Forum)

The SPPG met on 5 occasions to draft the Operational Plan and set down the strategy for Supporting People in the Vale for 2011/12—2012/13. These meetings and the needs assessed were as follows:

- ❖ March 21st – Agree terms of reference, roles and functions of SPPG and format for assessment of client groups in future meetings.



## PART THREE: MANAGEMENT & PLANNING FOR SUPPORTING PEOPLE

- ❖ March 30th – Assessment of People with Drug dependency, People with Alcohol dependency, Young People who require support, Single Homeless People who require support and Ex-offenders.
- ❖ April 11th – Assessment of Individuals Funded by Community Care & Elderly People funded by Community Care requiring additional support (not personal care).
- ❖ April 28th – Assessment of Women experiencing Domestic Abuse, Vulnerable Single Parents, People with Mental Health problems, People with Learning Difficulties, People with Physical Disabilities who require support and people with Chronic Illness (including Aids, Aids related conditions etc).
- ❖ June 21st - Discuss outcomes of project reviews, efficiency savings to date, remodeling requirements, agree new projects to be pursued and prioritised. Agree methodology for Project Development (if applicable).

A deadline of September 2nd was then set for confirmation to be received from the Planning Group Members that the final draft of the SPOP that they had been circulated was approved for submission to the Vale of Glamorgan Council's Cabinet and Welsh Government.

In addition to the core membership, stakeholders from a range of organisations who work with vulnerable clients were invited to each planning group meeting, to have input and to submit further needs information to ensure that fully informed decisions on the future service priorities could be made. They included representatives from the following organisations or departments:

The Youth Offending Service	Drug Intervention Project Cardiff & Vale
Cardiff & Vale Drug & Alcohol Team	The Newlands Project
Pen- yr Enfys	The Learning Disability Team, VOGC
The Wallich	Representatives of Communities First
Gwalia Care & Support	Community Care & Health Older Persons Services, VOGC
The Substance Misuse Coordinator, VOGC	
Llamau	Physical Disabilities Team, VOGC
RNIB	Protection of Vulnerable Adults Team, VOGC
The 15+ Team, VOGC	Learning Disabilities Team, VOGC
The Young Person's Partnership	Age Concern
Inroads	The Communities Addiction Team
The Learning & Development Department, VOGC	Care & Repair
	The Domestic Abuse Coordinator, VOGC
The Homelessness Division, VOGC	Tenant Support Scheme Support Providers
Hafan Cymru	RAF St Athan Welfare Services
Shelter Cymru	Gofal Cymru
The Community Mental Health Team, VOGC	Representative of Public Health
Parc Prison	Occupational Health Team, VOGC
Atal y Fro	Children & Families Services, VOGC
The Terence Higgins Trust	Cardiff & Vale Mental Health Development Project
The Parents Federation	

### Part Four: Needs Assessment

#### Introduction

The Vale of Glamorgan Council commenced the assessment of support needs utilising the Welsh Assembly Government Individual Needs Assessment Mechanism (INAM) in April 2002. Through the use of the INAM the Council has sought to establish a universal system across the Vale of Glamorgan that enables individuals to self-select and determine their support needs. Coverage of the INAM system has been extended to all departments of the Council, Housing Associations, Voluntary Sector Groups, the Local Health Board, Probation Service and other organisations and individuals to ensure as complete a picture as possible of support needs are identified.

#### Analysis of Needs Assessment

In total **6,608** clients have been assessed for Supporting People services. Of this figure 2,731 (41.3%) are men and 3,845 (58.2%) women. Some 32.5% of clients are aged between 16 – 25, 27.6% between 26 – 40, 21.6% between 41 – 60 and 15.2% over 60. In addition, some 3% did not record their age.

In terms of their current accommodation, 4,543 (77.6%) of clients had a fixed abode, 1,067 (18.2%) were of no fixed abode, 120 (2%) were in local authority care, 35 had been discharged from prison, 28 were in psychiatric hospital, 21 in hospital, 19 in the Armed Forces and 22 recorded their housing circumstances as “other”. Of those in fixed abode, 1,794 (46.8%) were tenants of the Council, 452 housing association tenants, 710 in private rented sector accommodation, 163 were home owners, 409 living with parents, 266 with other relatives/friends and 37 occupying other forms of accommodation.

With regard to those who had no fixed abode, 237 people identified themselves as sleeping rough. Some 3,211 clients, however, identified themselves as having a range of issues relevant to housing. Of this figure 1,013 noted restricted mobility (31.5%), 1,718 health issues (53.5%), 431 safety issues (13.4%) and 49 sexuality issues (1.5%).

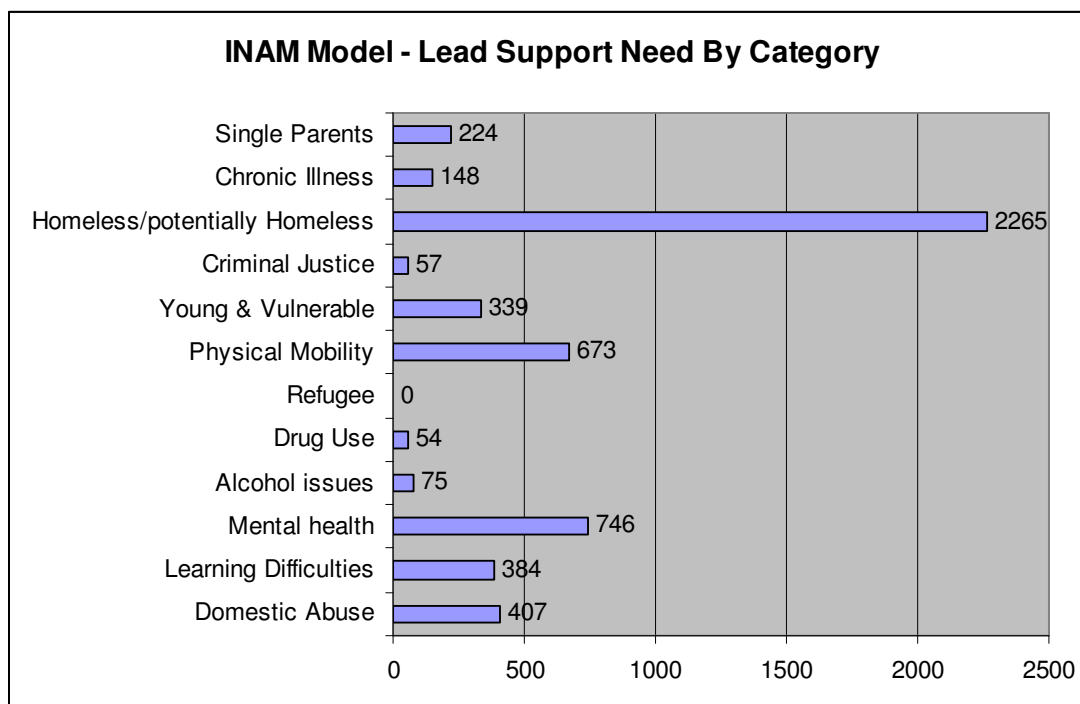
The ethnicity of assessed clients shows a high percentage of clients who are white, 94.5% of all INAM's. Of the others recording this information, 4 identified themselves as mixed, 36 as Black or Black British and 16 as Asian or Asian British. Some 274 clients completing the INAM form did not self-select their ethnic origin.

A total of 4,680 identified themselves that they required support, 1,389 (29.7%) for up to six months, 1,269 (27.1%) for between 6 – 18 months and 2,022 (43.2%) for longer than 18 months. Of this figure, 1,941 were men and 2,739 women.

## PART FOUR: NEEDS ASSESSMENT

Only 2,364 clients have identified their religious belief with the vast majority – 1,397 (59.1%) - being Christian, 130 people Agnostic (5.5%) and 162 Atheist (6.9%). The only other religious denominations recorded were 3 Hindu (0.1%), 17 Buddhist (0.7%), 23 Islam (1%) and 3 Jewish (0.1%).

### Figures on Clients Needs identified through the Individual Needs Assessment Mechanism



In terms of the location and type of accommodation required, 94.01% stated that they wanted to live in the Vale of Glamorgan. The vast majority of people wanted “ordinary” housing – some 86.8% of the total. The other significant figures related to 8% wanting self contained grouped accommodation, 3.4% wanting to live in shared housing, 1.2% hostel accommodation, 0.4% requiring refuge and 0.2% requesting specialist detox housing.

In terms of the detailed support needs of clients assessed under the INAM model, some 5,373 out of the 6,608 clients (81.31%) assessed identified a support need. The most significant support issues relate to Homelessness (2,265), Mental Health (746), Physical Mobility (673) and Domestic Abuse (407). Only Refugee’s recorded no returns.

The needs assessment information has also been broken down into area specific support needs so that if new funding should become available, they can be developed in the areas showing most need. Breakdowns based on the Wards of the Vale of Glamorgan are shown in Appendix 2 of the Operational Plan.

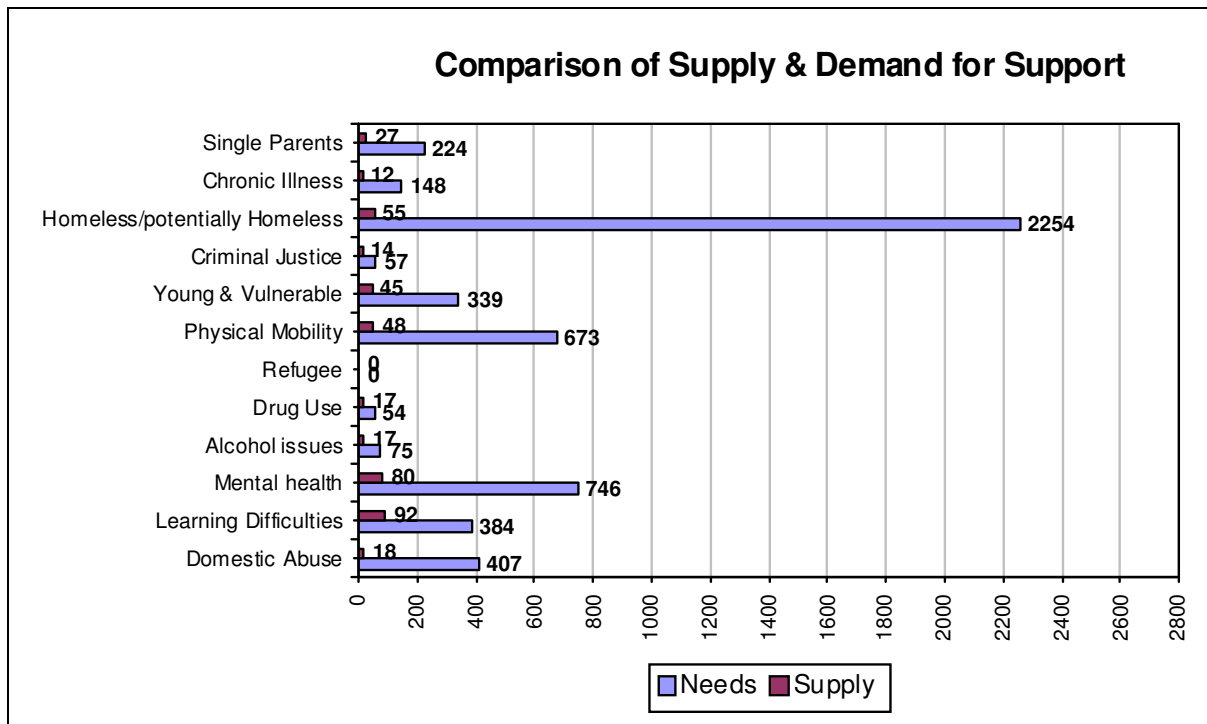
## PART FIVE: IDENTIFYING GAPS IN SERVICES

### Part Five: Identifying Gaps in Services

In terms of the level of support needs captured through the individual needs assessment mechanism, some 2,510 (16.97%) identified mild support needs, 3,814 (25.79%) moderate support needs and 8,465 (57.24%) serious support needs. The most important serious issues self-selected by clients related to Homelessness/potentially Homeless (2,265), Mental Health (746), Physical Mobility (673), Domestic abuse (407) and Learning Difficulties (384).

By combining this needs information with the number of housing related support units currently provided, the supply profile for the Vale of Glamorgan could be summarised as follows: -

#### Figures on Clients Needs identified through the Individual Needs Assessment Mechanism compared to the Supply of Services funded through the Supporting People Grant and Supporting People Revenue Grant



## PART FIVE: IDENTIFYING GAPS IN SERVICES

The level of unmet need in the previous graph, which is solely based on the lead needs analysis from the individual needs assessment forms indicate the following gaps in services in order of priority:

<b>Client Group</b>	<b>Total Supply</b>	<b>Need Identified through INAM process only</b>	<b>Gap/Unmet Need</b>
Homeless or potentially homeless	55	2265	<b>2210</b>
Learning Difficulties	92	984	<b>892</b>
Mental Health	80	746	<b>666</b>
Physical Mobility	48	673	<b>625</b>
Domestic Abuse	18	407	<b>389</b>
Young & Vulnerable	45	339	<b>294</b>
Single Parent	27	224	<b>197</b>
Chronic Illness	12	148	<b>136</b>
Alcohol & Drug Issues E4 & E5	34	129	<b>95</b>
Criminal Justice	14	57	<b>43</b>
Refugee	0	0	<b>0</b>

In addition to the lead issue, the individual needs assessment forms have also been analysed to provide information on the number of clients with issues of varying severity and those with a dual diagnosis.

However, not all clients have completed the individual needs assessment information, it was therefore important to collate any other forms of data available to evidence unmet need. Information was also collected from internal Council Departments and the Voluntary and Statutory Sectors through individuals and organisations that work with specific client groups. This was achieved through two mechanisms:

1. The Supporting People Planning Group, which seconded individuals working with vulnerable clients onto the core Group.
2. The Supporting People Liaison Group, which is a forum for all Supporting People stakeholders to allow for the exchange of information and which allows all parties to participate in the planning process.

Both meetings allowed for the representation of all clients groups and for information to be shared on unmet support needs and the models of services required in the Vale of Glamorgan, as well as discussions on the strategic priority of all current services.

## PART FIVE: IDENTIFYING GAPS IN SERVICES

The Individual Needs Assessment results on page 12 show the collated information for the last five years. These were broken down and the data for 2010/11 only were extracted in order to identify the up to date numbers presenting for each client group.

The combined data for 2010/11 only gives a more informed basis on which the Supporting People Planning Group could base their decisions for the future service priorities in the Vale of Glamorgan. This information is summarised on the following pages.

### **Domestic Abuse (E1)**

#### **Individual Needs Assessment Mechanism Information 2010/11**

MILD ISSUES		MODERATE ISSUES		SERIOUS ISSUES	
Men	Women	Men	Women	Men	Women
1	19	1	9	-1	27
Lead Support Issue		Other Support Issues		Number	
Learning Difficulties		Domestic Abuse		5	
Mental Health Issues		Domestic Abuse		39	
Alcohol Issues		Domestic Abuse		0	
Drug Issues		Domestic Abuse		8	
Refugees		Domestic Abuse		0	
Physical Mobility		Domestic Abuse		0	
Young & Vulnerable		Domestic Abuse		18	
Criminal Justice		Domestic Abuse		0	
Homeless or potentially homeless		Domestic Abuse		46	
Chronic Illness		Domestic Abuse		1	
Vulnerable Single Parent		Domestic Abuse		13	
<b>Total</b>				<b>130</b>	

#### **Additional Information and Figures collected 2009/10:**

- ❖ **Data from the Safer Vale Partnership** shows that in 2009/10 there were 1895 domestic abuse reports made by the Police. In 2010/11 the number of reports increased to 2046 throughout the Vale, an increase of 8%.

Whilst these incidents are spread throughout the Vale, 54% of all incidents were reported in the six Barry wards of Cadoc, Gibbonsdown, Castleland, Court, Buttrills and Illtyd.

- ❖ Data from the **Welsh Domestic Abuse Help Line** for a 4 month period between August 2010 to December 2010 : A total of 223 Calls from Victims of Domestic Abuse in the Vale of Glamorgan (from 01446 code only therefore does not include Dinas Powys or Penarth) were

## PART FIVE: IDENTIFYING GAPS IN SERVICES

received. This is an increase of over 20 calls for the same period last year.

- ❖ **Atal y Fro (Prevention in the Vale) formally know as Vale Women's Aid** was successfully re-launched in the latter part of 2009. One of the main reasons for this change is a broadening of their client base to encompass the whole family, including dads or other parent who is the perpetrator. They recognise that if they are to reduce the level of domestic violence in the Vale, it is critical to work with the whole family at the earliest possible time –hence the Early Intervention Programme (EIP).

The admissions to the Refuge of women with complex needs continues to increase annually. These needs are mainly around drug/ alcohol misuse and depression. Only in really extenuating circumstances will a woman been refused a space. A number of those women manage the situation without the help of external organisations. However, Refuge staff have provided, where appropriate, in partnership with a number of substance misuse organisations, holistic support packages that attempt to meet the needs of the service users.

Another group that has come to the fore is older couples, some of whom have been in abusive relationships for a long time. Here again, one partner is likely to abuse alcohol.

The data collected over the last year within the Organisation has shown that the following services are needed:

- The Refuge needs to be relocated – security and confidentiality factors –the location is now well known and no longer affords the women and their families the anonymity and complete safety that they require
- Floating Support Services for Partners with families
- Services for women with complex needs – both for those who do or do not require multi-agency support
- Services for Older Couples

### Summary for Domestic Abuse 2010/11

Supply	Need
<ul style="list-style-type: none"> <li>- Floating Support across tenure for Service Users <b>13 Units across the County</b></li> <li>- Vale of Glamorgan Women's Aid have <b>5 Direct Access Refuge Units in Barry</b></li> </ul>	<p><b><u>Lead Issue INAM</u></b> 13</p> <p><b><u>Unmet Need Identified in Supplementary Information above from Practitioners</u></b> 0</p> <p><b><u>Dual Diagnosis INAM</u></b> 56</p>

## PART FIVE: IDENTIFYING GAPS IN SERVICES

### Learning Difficulties (E2)

#### Individual Needs Assessment Mechanism Information 2010/11

MILD ISSUES		MODERATE ISSUES		SERIOUS ISSUES	
Men	Women	Men	Women	Men	Women
8	3	42	9	12	20
Lead Support Issue		Other Support Issues		Number	
Domestic Abuse		Learning Disabilities		2	
Mental Health Issues		Learning Disabilities		42	
Alcohol Issues		Learning Disabilities		7	
Drug Issues		Learning Disabilities		0	
Refugees		Learning Disabilities		0	
Physical Mobility		Learning Disabilities		20	
Young & Vulnerable		Learning Disabilities		8	
Criminal Justice		Learning Disabilities		0	
Homeless or potentially homeless		Learning Disabilities		24	
Chronic Illness		Learning Disabilities		7	
Vulnerable Single Parent		Learning Disabilities		4	
<b>Total</b>				<b>114</b>	

#### Additional Information and Figures collected 2009/10:

- ❖ The **Learning Disabilities Team in the Council** has provided the following information:

There are currently still 19 out of county placements of clients that need to be brought back to the Vale of Glamorgan.

In addition, there are at least 52 service users aged 40 to 60+ living with older parents aged 65+ in the Authority area. Many of these clients will need to access accommodation with support within the next five years.

There are also many children and young people who have been placed out of the area in residential schools. Adult services need to find alternative accommodation for these young people to return to the Vale of Glamorgan at the end of their education. This will mean that the following number of Service Users in transition will require accommodation in the years specified:

2011 = 9  
 2012 = 11  
 2013 = 12  
 2014 = 10

The preferred model of new supported accommodation is the core and cluster developments for service users to live in communal



## PART FIVE: IDENTIFYING GAPS IN SERVICES

accommodation in order to ensure that those that are able to live in semi-supported accommodation are able to do so in an effective and cost efficient manner.

It allows a service user living in the 'core' to receive intensive and continuous support and service users living in the attached flats (cluster) to receive minimal intervention. Support is therefore available to all parties as and when required, thus ensuring a more efficient use is made of resources.

There has been a significant increase in the number of clients with learning difficulties who are known to Social Services in the Vale year on year. Data from 2000 to 2010 shows a 63% increase from 273 to 446.

New Services required in 2012/13 therefore include:

- Core and Cluster Accommodation for 6 Service Users
- Supported Accommodation for 14 Service Users

### Summary for Learning Difficulties 2010/11

Supply	Need
<ul style="list-style-type: none"> <li>- Floating Support –<b>15 Units (7 limited across tenure for Service Users found accommodation by the Council) throughout the Vale of Glamorgan</b></li> <li>- Shared Permanent Housing also providing personal care funded by Community Care &amp; Health - <b>77 Units (including the 10 generic units) throughout the County</b></li> </ul>	<p><b><u>Lead Issue INAM</u></b> 7</p> <p><b><u>Unmet Need Identified in Supplementary Information above from Practitioners</u></b> 39</p> <p><b><u>Dual Diagnosis INAM</u></b> 94</p>

### Mental Health (E3)

#### Individual Needs Assessment Mechanism Information 2010/11

MILD ISSUES		MODERATE ISSUES		SERIOUS ISSUES	
Men	Women	Men	Women	Men	Women
10	20	19	24	31	56
Lead Support Issue		Other Support Issues		Number	
Domestic Abuse		Mental Health		7	
Learning Difficulties		Mental Health		19	
Alcohol Issues		Mental Health		7	
Drug Issues		Mental Health		8	
Refugees		Mental Health		0	
Physical Mobility		Mental Health		45	
Young & Vulnerable		Mental Health		34	

## PART FIVE: IDENTIFYING GAPS IN SERVICES

Criminal Justice	Mental Health	2
Homeless or potentially homeless	Mental Health	173
Chronic Illness	Mental Health	6
Vulnerable Single Parent	Mental Health	23
<b>Total</b>		<b>324</b>

### **Additional Information and Figures collected 2010/11:**

The following information on nursing provision and move-on issues was provided by the Cardiff & Vale University Health Board:

- ❖ 49 bed spaces in Llandough Hospital  
19 bed spaces in Glan Rhyd Hospital for clients living in the Western Vale  
10 bed spaces in the 'ward in the community' for adult mental health rehabilitation for residents, situated in Barry. This unit provides 24-hour care and support.
- ❖ Problems are experienced with bed blocking of these units when clients need to move on, as there are only 12 units of supported housing for them to move into.
- ❖ The existing supported accommodation has also become blocked, as clients who are ready to leave require more support than the current floating support levels provide. This has meant that the average length of stay in these 12 units is 3 years, even though it is only temporary accommodation.

### **Summary for Mental Health 2010/11**

<b>Supply</b>	<b>Need</b>
<ul style="list-style-type: none"> <li>- Floating Support –<b>69 Units (46 limited to across tenure for Service Users found accommodation by the Council) throughout the Vale of Glamorgan</b></li> <li>- Shared Permanent Housing also providing personal care funded by Community Care &amp; Health -<b>11 Units throughout the County</b></li> </ul>	<p><b><u>Lead Issue INAM</u></b> 74</p> <p><b><u>Unmet Need Identified in Supplementary Information above from Practitioners</u></b> 0</p> <p><b><u>Dual Diagnosis INAM</u></b> 324</p>

## PART FIVE: IDENTIFYING GAPS IN SERVICES

### Alcohol & Drug Issues (E4&E5)

#### Individual Needs Assessment Mechanism Information Alcohol Issues 2010/11

MILD ISSUES		MODERATE ISSUES		SERIOUS ISSUES	
Men	Women	Men	Women	Men	Women
7	6	10	8	5	2
<b>Lead Support Issue</b>		<b>Other Support Issues</b>		<b>Number</b>	
Domestic Abuse		Alcohol Issues		0	
Learning Difficulties		Alcohol Issues		2	
Mental Health Issues		Alcohol Issues		38	
Drug Issues		Alcohol Issues		1	
Refugees		Alcohol Issues		0	
Physical Mobility		Alcohol Issues		13	
Young & Vulnerable		Alcohol Issues		19	
Criminal Justice		Alcohol Issues		1	
Homeless or potentially homeless		Alcohol Issues		28	
Chronic Illness		Alcohol Issues		1	
Vulnerable Single Parent		Alcohol Issues		0	
<b>Total</b>				<b>103</b>	

#### Individual Needs Assessment Mechanism Information Drug Issues 2010/11

MILD ISSUES		MODERATE ISSUES		SERIOUS ISSUES	
Men	Women	Men	Women	Men	Women
10	8	8	4	3	6
<b>Lead Support Issue</b>		<b>Other Support Issues</b>		<b>Number</b>	
Domestic Abuse		Drug Issues		1	
Learning Difficulties		Drug Issues		4	
Mental Health Issues		Drug Issues		23	
Alcohol Issues		Drug Issues		3	
Refugees		Drug Issues		0	
Physical Mobility		Drug Issues		1	
Young & Vulnerable		Drug Issues		30	
Criminal Justice		Drug Issues		4	
Homeless or potentially homeless		Drug Issues		56	
Chronic Illness		Drug Issues		1	
Vulnerable Single Parent		Drug Issues		0	
<b>Total</b>				<b>123</b>	

## PART FIVE: IDENTIFYING GAPS IN SERVICES

### Additional Information and Figures collected 2010/11:

- ❖ **Data provided by Substance Misuse Database collated by the Community Safety Partnership** – For the period 2010/11 - 57 individuals had reported that they had acute housing problems and an additional 45 service users were at risk of eviction all of whom would have benefitted from housing related support.

### Summary for Alcohol and Drug Issues 2010/11

Supply	Need
<ul style="list-style-type: none"> <li>- Floating Support – <b>25 Units (9 limited to across tenure for Service Users found accommodation by the Council) throughout the Vale of Glamorgan</b></li> <li>- Shared Permanent Housing <b>-9 Units in Barry</b></li> </ul>	<p><b><u>Lead Issue INAM</u></b> 9</p> <p><b><u>Unmet Need Identified in Supplementary Information above from Practitioners</u></b> 102</p> <p><b><u>Dual Diagnosis INAM</u></b> 226</p>

### Refugee (E6) 2010/11

Supply	Need
Nil	<p><b><u>Lead Issue INAM</u></b> 0</p> <p><b><u>Unmet Need Identified in Supplementary Information above</u></b> 0</p>

### People with a Physical Mobility Issue who require Support (E7)

#### Individual Needs Assessment Mechanism Information 2010/11

MILD ISSUES		MODERATE ISSUES		SERIOUS ISSUES	
Men	Women	Men	Women	Men	Women
15	9	3	20	23	11
Lead Support Issue		Other Support Issues		Number	
Domestic Abuse		Physical Mobility		5	
Learning Difficulties		Physical Mobility		11	
Mental Health Issues		Physical Mobility		61	
Alcohol Issues		Physical Mobility		3	
Drug Issues		Physical Mobility		1	
Refugee		Physical Mobility		0	
Young & Vulnerable		Physical Mobility		6	

## PART FIVE: IDENTIFYING GAPS IN SERVICES

Criminal Justice	Physical Mobility	12
Homeless or potentially homeless	Physical Mobility	55
Chronic Illness	Physical Mobility	25
Vulnerable Single Parent	Physical Mobility	12
<b>Total</b>		<b>191</b>

### Additional Information and Figures collected 2010/11:

None

### Summary for Physical Mobility Issues 2010/11

Supply	Need
<ul style="list-style-type: none"> <li>- Floating Support – 45 (39 Units limited to across tenure for Service Users found accommodation by the Council throughout the Vale of Glamorgan)</li> <li>- Shared Permanent Housing -3 Units in Barry</li> </ul>	<p><b><u>Lead Issue INAM</u></b> 23</p> <p><b><u>Unmet Need Identified in Supplementary Information above from Practitioners</u></b> 0</p> <p><b><u>Dual Diagnosis INAM</u></b> 191</p>

### Young & Vulnerable (E8)

### Individual Needs Assessment Mechanism Information 2010/11

MILD ISSUES		MODERATE ISSUES		SERIOUS ISSUES	
Men	Women	Men	Women	Men	Women
5	-1	8	26	9	61
<b>Lead Support Issue</b>		<b>Other Support Issues</b>		<b>Number</b>	
Domestic Abuse		Young & Vulnerable		17	
Learning Difficulties		Young & Vulnerable		9	
Mental Health Issues		Young & Vulnerable		61	
Alcohol Issues		Young & Vulnerable		12	
Drug Issues		Young & Vulnerable		1	
Refugee		Young & Vulnerable		0	
Physical Mobility		Young & Vulnerable		1	
Criminal Justice		Young & Vulnerable		2	
Homeless or potentially homeless		Young & Vulnerable		155	
Chronic Illness		Young & Vulnerable		3	
Vulnerable Single Parent		Young & Vulnerable		22	
<b>Total</b>				<b>283</b>	

## PART FIVE: IDENTIFYING GAPS IN SERVICES

### Additional Information and Figures collected 2010/11:

- ❖ The Multi–Agency Young Person’s Housing and Support Group set up in response to the Southark Judgement have identified the need for additional supported accommodation for 16 to 17 year olds to cope with demand. There are currently only 10 supported housing units available, which mean that most 16 to 17 year olds presenting as homeless or leaving care have to be accommodated in bed and breakfast or hostel accommodation with insufficient levels of support being provided, which creates risks for this already vulnerable group. Further work will be carried out over 200/12 to track these young people and to quantify the gap between supply and need for services.

### Summary for Young & Vulnerable 2010/11

Supply	Need
<ul style="list-style-type: none"> <li>- Floating Support – <b>33 (16 limited to across tenure for Service Users found accommodation by the Council) throughout the Vale of Glamorgan</b></li> <li>- Shared Permanent Housing - <b>12 Units in Barry</b></li> </ul>	<p><u>Lead Issue INAM</u> 29</p> <p><u>Unmet Need Identified in Supplementary Information above from Practitioners</u> 0</p> <p><u>Dual Diagnosis INAM</u> 283</p>

### Criminal Justice (E9)

#### Individual Needs Assessment Mechanism Information 2010/11

MILD ISSUES		MODERATE ISSUES		SERIOUS ISSUES	
Men	Women	Men	Women	Men	Women
0	4	11	9	7	5
Lead Support Issue		Other Support Issues		Number	
Domestic Abuse		Criminal Justice		6	
Learning Difficulties		Criminal Justice		3	
Mental Health Issues		Criminal Justice		37	
Alcohol Issues		Criminal Justice		2	
Drug Issues		Criminal Justice		1	
Refugee		Criminal Justice		0	
Physical Mobility		Criminal Justice		10	
Young & Vulnerable		Criminal Justice		0	
Homeless or potentially homeless		Criminal Justice		45	
Chronic Illness		Criminal Justice		0	
Vulnerable Single Parent		Criminal Justice		3	
<b>Total</b>				<b>107</b>	

## PART FIVE: IDENTIFYING GAPS IN SERVICES

### Additional Information and Figures 2010/11:

- ❖ The Youth Offending Service (YOS) information and the high volume of requests to the Supporting People Team in the past year has identified the need for additional supported accommodation for high risk offenders, particularly those with a conviction for arson. Existing supported accommodation schemes will not take offenders with a background in arson due to insurance issues and it would be unsafe to place an offender in hostel or bed and breakfast accommodation because of the possible danger to the other residents.

### Summary for Criminal Justice 2010/11

Supply	Need
<ul style="list-style-type: none"> <li>- Floating Support – 4 (1 limited to across tenure for Service Users found accommodation by the Council) throughout the Vale of Glamorgan</li> <li>- Supported Housing -10 Units in Barry</li> </ul>	<p><u>Lead Issue INAM</u> 5</p> <p><u>Unmet Need Identified in Supplementary Information above from Practitioners</u> 0</p> <p><u>Dual Diagnosis INAM</u> 107</p>

### Homeless & Potentially Homeless (E10)

#### Individual Needs Assessment Mechanism Information 2010/11

MILD ISSUES		MODERATE ISSUES		SERIOUS ISSUES	
Men	Women	Men	Women	Men	Women
7	2	11	13	35	105
Lead Support Issue		Other Support Issues		Number	
Domestic Abuse		Homeless or potentially homeless		39	
Learning Difficulties		Homeless or potentially homeless		12	
Mental Health Issues		Homeless or potentially homeless		104	
Alcohol Issues		Homeless or potentially homeless		16	
Drug Issues		Homeless or potentially homeless		2	
Refugee		Homeless or potentially homeless		0	
Physical Mobility		Homeless or potentially homeless		21	
Young & Vulnerable		Homeless or potentially homeless		120	

## PART FIVE: IDENTIFYING GAPS IN SERVICES

Criminal Justice	Homeless or potentially homeless	8
Chronic Illness	Homeless or potentially homeless	5
Vulnerable Single Parent	Homeless or potentially homeless	26
<b>Total</b>		<b>353</b>

### **Additional Information and Figures collected for the financial year 2010/11:**

- ❖ Information from the **Council's Homelessness Service** shows that the main gap in housing provision is accommodation for single homeless people under 25 years old, most of whom require housing related support to teach them life skills.

The reason for this is down to the Housing Benefit legislation that says single people under 25 years old can only get a 'shared room rate' . This limits their options to a room in a shared house, of which there is a lack in the Vale. This client group also tend to be prison leavers / children leaving care / 16 or 17 year olds homeless etc for whom a shared house may not be appropriate. Because of these issues, Bed and Breakfast accommodation is usually the only thing available for this group.

In the last financial year, there were the following number of presentations:

27 16/17 year old single females  
 65 18-25 year olds single females  
 13 16/17 year olds single males  
 18 18-25 year olds single males  
 - A total of 123 single homeless under 25 year olds from whom full homeless applications were taken (an increase of 28 from 2009/10).

In January 2012 there is a change planned to the Housing Benefit legislation, which will mean that the 'shared room rate' will be extended to all single people under the age of 35. This is expected to increase the need which already exists for suitable and affordable accommodation for single people and put an additional strain on Homelessness Services.



## PART FIVE: IDENTIFYING GAPS IN SERVICES

### Summary for Homeless or potentially Homeless 2010/11

Supply	Need
- Floating Support – 55 (53 units limited to across tenure for Service Users found accommodation by the Council throughout the Vale of Glamorgan).	<u>Lead Issue INAM</u> 74  <u>Unmet Need Identified in Supplementary Information above from Practitioners</u> 0  <u>Dual Diagnosis INAM</u> 353

### People with a Chronic Illness including AIDS, AIDS related conditions who are HIV positive (E11)

#### Individual Needs Assessment Mechanism Information 2010/11

MILD ISSUES		MODERATE ISSUES		SERIOUS ISSUES	
Men	Women	Men	Women	Men	Women
5	3	10	11	14	22
Lead Support Issue		Other Support Issues		Number	
Domestic Abuse		Chronic Illness		0	
Learning Difficulties		Chronic Illness		1	
Mental Health Issues		Chronic Illness		102	
Alcohol Issues		Chronic Illness		10	
Drug Issues		Chronic Illness		1	
Refugee		Chronic Illness		0	
Physical Mobility		Chronic Illness		73	
Young & Vulnerable		Chronic Illness		2	
Criminal Justice		Chronic Illness		10	
Homeless or potentially homeless		Chronic Illness		49	
Vulnerable Single Parent		Chronic Illness		11	
<b>Total</b>				<b>259</b>	

### Additional Information and Figures collected for the financial year 2010/11:

None.

## PART FIVE: IDENTIFYING GAPS IN SERVICES

### Summary for Chronic Illness including AIDS, AIDS related conditions who are HIV positive (E11) 2010/11

Supply	Need
<ul style="list-style-type: none"> <li>- Floating Support –12 units (9 limited to across tenure for Service Users found accommodation by the Council throughout the Vale of Glamorgan).</li> </ul>	<p><b><u>Lead Issue INAM</u></b> 8</p> <p><b><u>Unmet Need Identified in Supplementary Information above from Practitioners</u></b> 0</p> <p><b><u>Dual Diagnosis INAM</u></b> 259</p>

### A Vulnerable Single Parent (E12)

#### Individual Needs Assessment Mechanism Information 2010/11

MILD ISSUES		MODERATE ISSUES		SERIOUS ISSUES	
Men	Women	Men	Women	Men	Women
-1	4	2	13	3	46
Lead Support Issue		Other Support Issues		Number	
Domestic Abuse		Single Parent		35	
Learning Difficulties		Single Parent		9	
Mental Health Issues		Single Parent		52	
Alcohol Issues		Single Parent		1	
Drug Issues		Single Parent		2	
Refugee		Single Parent		0	
Physical Mobility		Single Parent		7	
Young & Vulnerable		Single Parent		4	
Criminal Justice		Single Parent		0	
Homeless or potentially homeless		Single Parent		204	
Chronic Illness		Single Parent		1	
<b>Total</b>				<b>315</b>	

#### Additional Information and Figures collected for the financial year 2010/11:

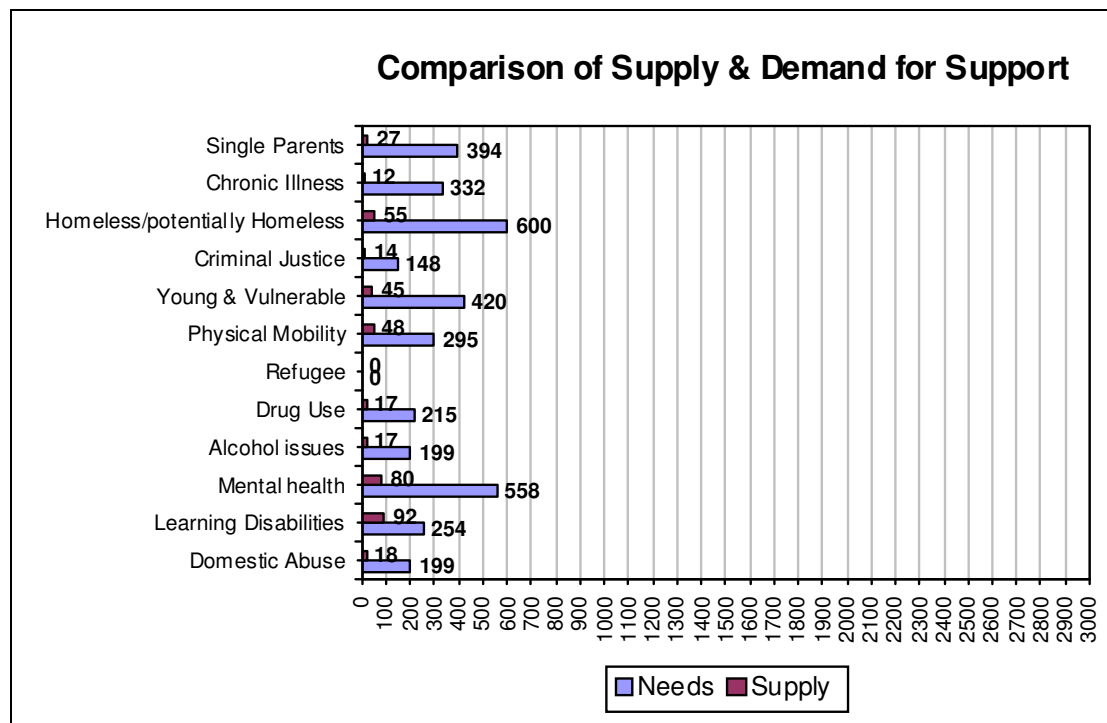
None.

## PART FIVE: IDENTIFYING GAPS IN SERVICES

### Summary for Single Parents (E12)

Supply	Need
<ul style="list-style-type: none"> <li>- Floating Support –27 (16 units limited to across tenure for Service Users found accommodation by the Council) throughout the Vale of Glamorgan</li> <li>- Supported Housing – Nil</li> </ul>	<p><b><u>Lead Issue INAM</u></b> 12</p> <p><b><u>Unmet Need Identified in Supplementary Information above from Practitioners</u></b> 0</p> <p><b><u>Dual Diagnosis INAM</u></b> 315</p>

### Figures on Clients Needs identified through ALL DATA for 2010/11 compared to the Supply of Services funded through the Supporting People Grant and Supporting People Revenue Grant



### Unmet Need Identified from amalgamated data (INAM and Information collated through the planning process)

The amalgamated information on the existing supply of services and the needs identified for each client group in the Vale of Glamorgan in 2010/11 now gives a much clearer and up to date picture of unmet need. This combined analysis also provided a more robust basis on which the Supporting People Planning Group could make its decisions on the future service

## **PART FIVE: IDENTIFYING GAPS IN SERVICES**

priorities. In comparing the gaps in services based on the individual needs assessment mechanism with the overall picture in the graph above, it can be seen that the top priority (homelessness or potentially homeless clients) remains the same, but the rest of the client groups have changed priority. This information is also shown in the order of priority in the list on pages 28 and 30.

## PART FIVE: IDENTIFYING GAPS IN SERVICES

<b>Client Group</b>	<b>Total Supply</b>	<b>Units Needed Identified through all data collected</b>	<b>Gap/Unmet Need</b>
Homelessness or potentially homeless	55	600	<b>545</b>
Mental Health	80	558	<b>478</b>
Alcohol & Drug	34	414	<b>380</b>
Young & Vulnerable	45	420	<b>375</b>
Single Parent	32	394	<b>362</b>
Chronic Illness	12	332	<b>320</b>
Physical Mobility	48	295	<b>247</b>
Domestic Abuse	18	199	<b>181</b>
Learning Disabilities	82	254	<b>172</b>
Criminal Justice	14	148	<b>134</b>
Refugees	0	0	<b>0</b>

The highest gaps in services therefore are for the following Clients: Homeless or potentially homeless 545 (17.1%), Mental Health 478 (15%), Drug and Alcohol 380 (11.9%), Young and Vulnerable 375 (11.7%), Single Parents 362 (11.3%), Chronic Illness 320 (10%), Physical Mobility 247 (7.7%), Domestic Abuse 181 (5.7%), Learning Difficulties 172 (5.4%) and Criminal Justice 134 (4.2%).

### **Conclusion**

A significant number of people in the Vale of Glamorgan have identified a need for support to enable them to live as independently as possible in the community. The most significant issue of concern that can be drawn from this analysis is that there are a high number of people who are unable to sustain a home without some form of assistance from a support provider. This will ultimately result in homelessness or residential housing for these individuals unless the matter is addressed.

## **Part Six: The Supporting People Planning Group Decision Making Process**

### **Background for Analysis**

The bids were prioritised based on the levels of unmet need identified from the individual needs assessment forms collected by the Supporting People Team and the data supplied by experts working with each client group collected through the various planning meetings for the period 2010/11 and listed in Part 5 of this Plan.

The Supporting People Planning Group also felt that it was very important to recognise that clients who required accommodation would in the main put homelessness as their lead issue, even though in many cases they had other very high support needs. This has been evidenced in the past from support plans, which have shown that in most cases clients have a dual or triple diagnoses and once in accommodation these other support needs come to the fore. For this reason, whilst homelessness came out as the highest unmet need group, consideration was given to the other vulnerable groups in conjunction with homelessness, and services prioritised in this way.

In addition, consideration was given to the client groups for whom the highest number of enquiries had been received by the Supporting People Team in the previous twelve months for services that either did not exist or there were no vacancies in a suitable scheme, when required. These in order of priority were:

1. Services for elderly people where high levels of support could be provided within their own home
2. Temporary accommodation with support for people presenting as homeless
3. Specialist supported accommodation for offenders

**PART SIX: THE SUPPORTING PEOPLE PLANNING GROUP  
DECISION MAKING PROCESS**

**The levels of unmet need identified (in order of priority) as at  
June 2011**

<b>Client Group</b>	<b>Numbers of Unmet Need Identified</b>
Homeless or potentially homeless E10	<b>545</b>
Mental Health E3	<b>478</b>
Alcohol & Drug Issues E4 & E5	<b>380</b>
Young & Vulnerable E8	<b>375</b>
Single Parent E12	<b>362</b>
Chronic Illness E11	<b>320</b>
Physical Mobility E7	<b>247</b>
Domestic Abuse E1	<b>181</b>
Learning Disabilities E2	<b>172</b>
Criminal Justice E9	<b>134</b>
Refugee E6	<b>0</b>

## PART SIX: THE SUPPORTING PEOPLE PLANNING GROUP DECISION MAKING PROCESS

Priority	Client Group	Service Model	Funding	Reasons
1	Older persons/Mental Health/Chronic illness/Learning Disabilities/Physical Mobility	120 Unit Extra Care Scheme for clients who require additional support and care but wish to live independently, jointly funded with Community Care & Health.	Capital N/K  Revenue £263,890	<p>This Scheme was prioritised due to the projected increases in older people in the Vale over the next 20 years and the knowledge that most of the current older person accommodation in the County will not be fit for purpose in the future.</p> <p>It will also alleviate the current gaps in unmet need for more than one client group i.e. Older Persons, Physical Mobility, Mental Health, Learning Disabilities &amp; Chronic Illness, especially as many clients crossed over all groups.</p> <p>The Local Authority population projections for Wales published by the Welsh Government show that in the Vale of Glamorgan the number of people aged 65+ is due to increase by around 41% in the 15 year period 2010 to 2025 from 23,120.to 32,630. This is due to an increasing life expectancy and continuing net in-migration of people aged 65+ into the Vale of Glamorgan over the period.</p>



## PART SIX: THE SUPPORTING PEOPLE PLANNING GROUP DECISION MAKING PROCESS

Priority	Client Group	Service Model	Funding	Reasons
2	Homeless or potentially homeless E10	8 Unit Direct Access 24 hours Supported Accommodation for under 35 year olds	Capital N/K  Revenue £131,227	Prioritised based on the level of unmet need for each client group and the high numbers of people in unsuitable temporary accommodation and bed and breakfast. The age limit was extended to 35 in order to help mitigate the planned change to the Housing Benefit regulations from January 2012 as the shared room rate restriction will be extended from 25 to 35.
3	Mental Health E3	6 Units supported housing jointly funded with community care	Capital N/K  Revenue £71,938	Prioritised based on the level of unmet need for each client group and the information collected on unmet need from existing services. Clients are currently staying in mental health hospital wards longer than is necessary whilst they wait for a vacancy to occur in supported housing.
4	Alcohol Issues E4& Drug Use E5	6 Units of 24 hours High level Supported Housing for clients with a dual diagnosis of substance misuse and mental health issues	Capital N/K  Revenue £122,104	Prioritised based on the level of unmet need for each client group and the information collected on unmet need from existing services.
5	Alcohol Issues E4& Drug Use E5	10 Units of floating support across all tenures for clients with substance misuse issues	None  Revenue £60,470	Prioritised based on the level of unmet need for each client group and the information collected on unmet need from existing services.
6	Alcohol Issues E4& Drug Use E5	6 Units Wet House 24 hour Supported Housing Facility	Capital N/K  Revenue £98,420	Prioritised based on the level of unmet need for each client group, and information collected from existing services which are unable to meet the needs of clients who are still drinking or taking substances.

## PART SIX: THE SUPPORTING PEOPLE PLANNING GROUP DECISION MAKING PROCESS

Priority	Client Group	Service Model	Funding	Reasons
7	Young & Vulnerable E8	6 Units of 24 hour supported accommodation for young & vulnerable clients.	Capital N/K Revenue £98,420	Prioritisation was based on the level of unmet need. This accommodation was linked to the unmet need identified for clients who are homeless or potentially homeless, in addition to those leaving care and was prioritised ahead of direct access as some units are available in the Council's hostel for this client group.
8	Young & Vulnerable E8	6 units Direct Access Emergency Accommodation for single young & vulnerable people providing 24 hours support	Capital N/K Revenue £98,420	Prioritised based on the level of unmet need for this client group when compared to other groups. This accommodation was linked to the unmet need identified for clients who are homeless or potentially homeless. It was recognised that many young people who find themselves without a home in an emergency e.g. following a family breakdown were too vulnerable to be placed with clients of other ages in hostel or bed & breakfast accommodation.

## PART SIX: THE SUPPORTING PEOPLE PLANNING GROUP DECISION MAKING PROCESS

Priority	Client Group	Service Model	Funding	Reasons
9	Domestic Abuse E1	6 Units self contained move-on accommodation for women who have experienced domestic abuse and their families.	Capital N/K Revenue £55,748	This was prioritised on the list of unmet need for this client group and the recognition that based on the population of the Vale of Glamorgan more units of accommodation for clients who had suffered or were in danger of suffering domestic abuse are needed. Self contained move-on accommodation was deemed the highest priority for this client group as it would enable a women and her family to move out of the direct access hostel following a very intensive support period and enable her to start to prepare for independent living for the period before permanent accommodation can be found. As this often takes a long time it would also alleviate bed blocking at the refuge.
10	Domestic Abuse E1	6 Units of Very High Intensity Floating Support across tenure for women with complex needs	Capital None Revenue £79,694	Prioritised based on the level of unmet need for this client group and in recognition that current floating support services do not currently meet the high level of support needs required as evidenced by Atal y fro.
11	Domestic Abuse E1	6 Units Refuge Direct Access Accommodation to include some shared facilities.	Capital N/K Revenue £85,763	This was prioritised on the list of unmet need for this client group and the recognition that based on the population of the Vale of Glamorgan more units of accommodation for clients who had suffered or were in danger of suffering domestic abuse are needed.

## PART SIX: THE SUPPORTING PEOPLE PLANNING GROUP DECISION MAKING PROCESS

Priority	Client Group	Service Model	Funding	Reasons
12	Domestic Abuse E1	6 Units of Outreach Floating Support across tenure for older couples	Capital None Revenue £36,282	Prioritised based on the level of unmet need for this client group and in recognition that there is an increase in elder abuse in the Vale.
13	Domestic Abuse E1	10 Units of Outreach Floating Support across tenure to include support to children	Capital None Revenue £80,813	Prioritised on the list of unmet need. In 90% of all domestic abuse incidents, children are in the same or next room (British Crime Survey 1992). The effects of a child living with domestic abuse can be linked to poor educational achievement, social exclusion, violent crime, substance misuse, mental health problems and homelessness from running away. It is therefore important to recognise that support is not only required for the Survivor, but also their children and this project would be able to meet that need.
14	Learning Disabilities E2	14 Units for clients requiring planned supported accommodation jointly funded with Community Care	Capital N/K Revenue £167,855	Prioritised on the levels of unmet need for clients of all ages in transition, those accommodated outside of the area and those living with their families but who now require their own home. The project would be developed using 3 or 4 bed properties.
15	Learning Disabilities E2	6 Units Core & Cluster Supported Accommodation jointly funded with Community Care.	Capital N/K Revenue £73,557	Prioritised based on the level of unmet need for this client group when compared to other groups.

## PART SIX: THE SUPPORTING PEOPLE PLANNING GROUP DECISION MAKING PROCESS

Priority	Client Group	Service Model	Funding	Reasons
16	Criminal Justice E9	6 Units of specialist 24 hour supported accommodation for young offenders.	Capital N/K Revenue £98,420	Prioritised based on the level of unmet need for this client group. The need has been identified not only through the Needs Assessment data collected, but also by the Homelessness and Housing Service, the 15+ Team and the Youth Offending Service in the Vale of Glamorgan Council who have not been able to identify appropriate temporary housing with support for many service users over a period of several years.
17	Criminal Justice E9	6 Units of specialist 24 hour supported accommodation for high risk offenders	Capital N/K Revenue £98,420	Prioritised based on the level of unmet need for this client group. The need has been identified not only through the Needs Assessment data collected, but also by the Homelessness and Housing Services in the Vale of Glamorgan Council who have not been able to identify appropriate temporary housing with support for many service users over a period of several years.

## **PART SIX: THE SUPPORTING PEOPLE PLANNING GROUP DECISION MAKING PROCESS**

### **Conclusion**

Based on the above decision making process the following projects have been highlighted by the Supporting People Planning Group as the priorities for future development:

### **Supporting People Grant Funded Project Priorities**

1. 120 Extra Care Sheltered Units for Older Clients with either a Physical Mobility issue (E7), Mental Health issue (E3), Learning Disabilities (E2), Chronic Illness (E11) or with a combination of some or all of these issues. Jointly funded with Community Care.
2. 6 Units of Supported Housing for clients with Mental Health issues (E3) jointly funded with Community Care.
3. 14 Units of Supported Housing for clients with a Learning Disability (E2) who require planned supported accommodation jointly funded with Community Care.
4. 6 Core and Cluster permanent Supported Housing Units for Clients with Learning Disabilities (E2) jointly funded with Community Care.

### **Supporting People Revenue Grant Funded Project Priorities**

1. 8 Units of Direct Access 24 hour Supported Housing for Homelessness clients (E10) who are under 35 years old.
2. 6 Units of Floating Support for Clients across all tenures for clients with a dual diagnosis of substance misuse issues (E4&E5) and Mental health issues (E3).
3. 10 Units of Floating Support across all tenures for clients with substance misuse issues.
4. A 6 Unit Wet House 24 hour Supported Housing facility (E4 & E5).
5. 6 Units of 24 hour Supported Housing for Young & Vulnerable clients (E8).
6. 6 Units of Direct Access emergency accommodation for Young & Vulnerable clients (E8) providing 24 hours support.
7. 6 Units self contained move-on accommodation for women who have experienced domestic abuse and their families.

## **PART SIX: THE SUPPORTING PEOPLE PLANNING GROUP DECISION MAKING PROCESS**

8. 6 Units of very high intensity Floating Support across all tenures for women who have complex needs and who have experienced Domestic Abuse (E1).
9. 6 Units of Refuge Direct Access Accommodation to include some share facilities.
- 10.6 Units of Outreach Floating Support across all tenures for older couples who have experienced Domestic Abuse (E1).
- 11.10 Units of Outreach Floating Support across all tenures to include support to the survivor of Domestic Abuse and their children (E1).
12. 6 Units of specialist 24 hours Supported Housing Units for Young Offenders (E9).
- 13.6 Units of specialist 24 hours Supported Housing Units for high risk Offenders (E9).

### **Further Research & Work Required**

As in last years Operational Plan there are still clear gaps in information. The Supporting People Team over the next year will:

- ❖ Continue to encourage the Statutory and Voluntary Sectors to complete the Individual Needs Assessment Forms or to collect data from potential service users on unmet support needs to better inform the Supporting People planning process.

## **Part Seven: Supporting People Revenue Grant Projects**

### **Summary & Profile of Supporting People Revenue Grant Projects**

There are currently 342 Supporting People Revenue Grant (SPRG) bed spaces in the Vale of Glamorgan. Of this figure 227 are floating support bed spaces, 20 supported housing bed spaces, 22 shared temporary housing units and 5 direct access. There are also 68 low-level ongoing support projects in the County area.

In terms of coverage, there are 79 bed spaces for people with mental health problems, 55 for homeless or potentially homeless people, 45 for people with a physical disability who require support, 44 for young single homeless people who require support and those leaving care, 33 for clients with alcohol and/or drug dependency issues, 27 for vulnerable single parents, 18 for women seeking refuge from domestic abuse, 15 for those with learning difficulties, 14 for ex-offenders, and 12 for those with a chronic illness.

In the financial year 2010/11 a total of 455 service users living in accommodation found for them by the Vale of Glamorgan Council were given support under the Council's Tenancy Support Scheme (TESS).

The Supporting People Planning Group has identified a number of priorities for service development over the next 12 – 24 months through the Supporting People Revenue Grant if funding becomes available. These include specialist supported housing, direct access accommodation and the extension of floating support services. Details have been provided in Part Six of this Plan.

All existing schemes have been reviewed as part of the planning process and continue to meet their aims and objectives and these will continue throughout 2011/12.

Existing projects can be shown to continue to have strategic relevance for the Vale of Glamorgan. The continuation funding for these projects is therefore secure at this time, however this also has a detrimental effect on new developments as no funding can be reallocated to aid remodeling of services for the next twelve months.

In April 2011, the Council was granted additional funding by the Welsh Government. This funding was used to develop a new generic floating support scheme for all tenures which was prioritised in the last Supporting People Operational Plan and agreed by the Supporting People Planning Group.



## **Part Eight: Sheltered Housing & Community Lifeline Schemes**

### **Summary & Profile of Sheltered Housing & Community Lifeline Issues**

Most of the Vale of Glamorgan's Supporting People services are provided in sheltered housing, elderly designated and lifeline schemes for older people; although very few of these are for frail elderly people. Currently there are 669 sheltered housing units in the County. In terms of the 669 bed spaces identified, 441 (65.92%) are Category 2 Grouped sheltered housing and 228 (34.08%) category 1 dispersed sheltered housing. Newydd Housing Association manages 162 of these units, Wales & West Housing Association 128 and the Vale of Glamorgan Council 379 units.

With regard to Community Lifeline coverage there are 1,502 community alarm group schemes in flatted/bungalow accommodation designated for the elderly in the County area. Of this figure, some 1,374 are provided under the Council's Vale Community Alarm Service (VCAS) in Council and Housing Association accommodation and 128 by Wales & West Housing Association. These figures include community lifeline provision to sheltered housing as well.

In addition to these individual grouped/dispersed homes the Council also provides 867 dispersed lifelines (including 386 Telecare and 15 Telecare Plus units) in individual resident's homes.

Since May 2008, no further Vale community alarms have been fitted, as the service has been amalgamated into the Vale of Glamorgan Council's Telecare Service. It is therefore now a priority of the Council to support the expansion of the new Telecare Service to allow as many people as possible to remain in their own home with sufficient support mechanisms to guarantee their independence and welfare.

However, one of the recommendations made in the Sir Mansel Aylward report on the review of Supporting People is that the eligibility criteria for older people receiving Supporting People funding should be based on need rather than age or tenure. This will have a profound effect on the warden and alarm services as both are provided and charged for as a condition of tenancies in the social rented sector of the Vale of Glamorgan.

### Part Nine: Community Care Schemes

#### Summary & Profile of Community Care Project Issues

There are currently 85 Supporting People Grant (SPG) Community Care Scheme bed spaces in the Vale of Glamorgan. Of this figure 80 are shared housing bed spaces and 5 are floating support bed spaces. Of the services provided, 70 are to clients with learning disabilities and 15 to other client groups. Of the 65 supported bed spaces for learning difficulties, 50 are provided by Housing Associations, 7 by the Vale of Glamorgan Council and 8 by private landlords.

Detailed reviews of all other Supporting People Grant (Community Care) Schemes have continued in the past year in order to give the Supporting People Planning Group clear evidence on the future needs of all current Supporting People Grant funded schemes and is based on an analysis of performance information in addition to evidence of fitness to deliver services. This will ensure that the Council continues to deliver a locally responsive service.

In reviewing the supply and needs information and current projects this year, it has become apparent that the turnover, low void levels, standard of support being received and the continued meeting of the individual aims and objectives confirm their strategic relevance to the Vale of Glamorgan Council and justifies the continuation funding for existing schemes.

Following analysis of all of the supply and needs data received the Supporting People Planning Group has also identified the strategic priorities for new Supporting People Grant (Community Care) Schemes. This analysis has been completed and information on these priorities is set out in Part 6 of the Operational Plan.

### Part Ten: Reviewing & Remodeling Existing Projects

#### SPRG Projects

Whilst the administration and monitoring of SPRG schemes currently rests with the Welsh Government, (until the unified Supporting People Grant (SPPG) is introduced which will transfer responsibility to local authorities) the Council continues to seek to ensure that these services are focused on making sure that service quality is high, that Service Users are able to raise issues and that these are responded to effectively, and that the service provides the level of support in line with the funding received. The Council will however also carry out reviews of these schemes in line with the recommendations of the Welsh Government and will seek to re-direct funds from failing or non-required services to priority areas.

In late 2010, the Council began the process of setting up a Framework Agreement for all Supporting People Revenue Grant funded services for which the Council is the Accredited Support Provider. This was undertaken in order to comply with the Council's Financial Regulations and Contract Standing Orders.

A Framework Agreement is an agreement between the buyer (the Council) and supplier/s (providers of housing related support services) where both parties agree the terms of future service provision, without committing at that time to a specific service or contract value.

The Framework Agreement was established via a formal tender process, up to and including the Pre-Qualification Questionnaire (PQQ) stage. Thirty two service providers, from England and Wales completed the PQQ. Twenty six service providers met the minimum criteria and were awarded a place on the Framework Agreement for approved service providers.

The twenty six approved service providers are:

Action for Children  
Atal Y Fro  
Catch 22 Charity Ltd  
Compass Community Care LTD  
Dimensions UK Ltd  
Foundation Housing Tai Sylfaen Ltd  
Gofal a Chymorth Gwalia  
Gofal Cymru  
Hafal  
Hafan Cymru  
Hafod Care Association Ltd  
Innovate Trust  
Kaleidoscope  
Llamau  
NCE (Nacro Community Enterprises) Ltd  
Pen Yr Enfys  
Reach  
Salvation Army

## **PART TEN: REVIEWING & REMODELLING EXISTING PROJECTS**

Solas Cymru Limited  
Stonham  
STTEPS  
Taff Housing Association  
The Wallich Clifford Community  
TLC  
United Welsh Housing Association  
Voyage

For the existing services, service providers with the relevant experience and expertise were short listed from the Framework Agreement and invited to take part in the second part of the tender exercise for each of the ten contracts available. This included a presentation and interview with a Tender Evaluation Panel who scored each of the aspects using set criteria.

The Tender Evaluation Panel consisted of a representative from Supporting People, Homelessness and Housing Advice, an additional relevant council officer, an independent person with relevant knowledge and expertise and a current council tenant who is also a former service user.

For each of the ten contracts available, the service provider with the highest score based on quality of service and the added value provided to the service was awarded the contract as the contract value was set prior to start of the process.

The new Contracts started on 1<sup>st</sup> July, 2011, following careful planning to ensure that there was minimal disruption to the service users and service.

### **SPG Projects**

With regard to SPG schemes, the Council recognises that there are services where the funding should enable a provider to take in more vulnerable people due to higher levels of staffing, therefore referrals rather than funding will sometimes need to change. We will continue to ensure that our processes are proportionate to the level of funding a provider receives and not unwieldy for small providers. This is important in those sheltered services where there are tenants who are self-financing. Providers are expected to have in place robust systems of quality assurance relating to the proposed national support standards. We will continue to collect regular performance information to ensure that we can pick up on any problems/difficulties in service delivery quickly. We will continue to review our monitoring service to ensure that there is a rigorous system that highlights good and bad performance, seeks service improvements in quality and cost and is informed by feedback from service users, staff and committee members of provider agencies. Those providing effective but informal support will need to review how best to record support plans with tenants, but some records will be expected. In addition to this, the Supporting People Contract Monitoring Officers will ensure that there is no overlap between individual care and support plans and where both are in place ensure the services dovetail to meet the needs of the individual and that Supporting People Grant funding is only paid for housing related support and not personal care.

## **PART TEN: REVIEWING & REMODELLING EXISTING PROJECTS**

### **Conclusion**

Our hope is to expand our services, reviewing and improving wherever possible but also continuing with diversity of provision. We hope to develop more services that will offer a greater range of choice for users, including services in people's own homes, and greater use of private sector housing. This range then needs to be offered to people in a way that gives real choice, and that considers their preferences as well as their needs and for this the Council will be able to use the Framework Agreement in order to commission these services.

The Council also took part in the piloting of the Outcomes Framework for Supporting People and will continue to work with all local authorities in Wales, support providers and the Welsh Government to continue to refine the process. The Council will also ensure that it works with all service providers in the County to adopt the Outcomes Framework when it becomes a mandatory requirement in April 2012.

## **Part Eleven: Supporting People Strategy 2011/12 — 2012/13**

### **Introduction**

This section of the Operational Plan sets out the Vale of Glamorgan's strategic priorities for Supporting People over the next 12 months. Our priority is to bring forward new projects in the context of our vision, objectives and priorities identified in earlier sections of the Plan. The decision on which services to prioritise for development over the forthcoming year were assessed on a pragmatic and realistic basis to address those areas that had the greatest unmet needs identified under the INAM framework and other needs information supplied.

This information, coupled with the profiles on existing Supporting People Revenue Grant and Supporting People Grant Projects – outlined in proceeding sections of the operational plan - concludes with a summary of the priorities for investment in future years to tackle the needs of vulnerable people in the Vale.

### **Supporting People Grant & Supporting People Revenue Grant Projects in Order of Priority**

<b>Priority 1</b>	<b>Service Description</b>
Service Type	120 Extra Care Units for Clients who require additional support and care but wish to live independently jointly funded with Community Care
Client Group	Generic: 1. Older People 2. E7 Physical Mobility 3. E2 Learning Difficulties 4. E11 Chronic Illness 5. E3 Mental Health
Description	Self Contained Sheltered Permanent Housing
Reasons for Priority	Identified in needs and supply mapping
Capital Required	Yes
Capital Bids made & approved	Not until revenue identified
Total revenue requirements for SP	£266,822
Cost per unit to SP per week	£42.76
Is this a remodeling of an existing service? If yes, which?	No
Source of Funding	Supporting People Grant
Accommodation Landlord	RSL

## PART ELEVEN: SUPPORTING PEOPLE STRATEGY

<b>Priority 2</b>	<b>Service Description</b>
Service Type	8 Unit Direct Access 24 Hour Supported Housing for those under 35 years of age
Client Group	Homeless or potentially Homeless (E10)
Description	Temporary Supported Housing
Reasons for Priority	Identified in needs and supply mapping
Capital Required	Yes
Capital Bids made & approved	Not until revenue identified
Total revenue requirements for SP	£131,227
Cost per unit to SP per week	£315.45
Is this a remodeling of an existing service? If yes, which?	No
Source of Funding	Supporting People Revenue Grant
Accommodation Landlord	RSL

<b>Priority 3</b>	<b>Service Description</b>
Service Type	6 Units of Supported Housing jointly funded with Community Care
Client Group	Mental Health issues (E3)
Description	Supported Housing
Reasons for Priority	Identified through needs & supply mapping
Capital Required	Yes
Capital Bids made & approved	Not until revenue identified
Total revenue requirements for SP	£71,938
Cost per unit to SP per week	£230.57
Is this a remodeling of an existing service? If yes, which?	No
Source of Funding	Supporting People Grant
Accommodation Landlord	RSL

## PART ELEVEN: SUPPORTING PEOPLE STRATEGY

<b>Priority 4</b>	<b>Service Description</b>
Service Type	6 Units of High Level Supported Housing
Client Group	Dual diagnosis Alcohol Issues (E4)/ Drug Issues (E5) & Mental Health issues (E3)
Description	Temporary Supported Housing
Reasons for Priority	Identified in needs and supply mapping
Capital Required	Yes
Capital Bids made & approved	Not until revenue identified
Total revenue requirements for SP	£122,104
Cost per unit to SP per week	£391.36
Is this a remodeling of an existing service? If yes, which?	No
Source of Funding	Supporting People Revenue Grant
Accommodation Landlord	RSL

<b>Priority 5</b>	<b>Service Description</b>
Service Type	10 Units of floating support across all tenures
Client Group	Alcohol Issues (E4) Drug Issues (E5)
Description	Temporary Supported Housing
Reasons for Priority	Identified in needs & supply mapping
Capital Required	Yes
Capital Bids made & approved	Not until revenue identified
Total revenue requirements for SP	£60,470
Cost per unit to SP per week	£116.29
Is this a remodeling of an existing service? If yes, which?	No
Source of Funding	Supporting People Revenue Grant
Accommodation Landlord	RSL



## PART ELEVEN: SUPPORTING PEOPLE STRATEGY

<b>Priority 6</b>	<b>Service Description</b>
Service Type	6 Units Wet House Supported Housing
Client Group	Alcohol & Drug Issues (E4 & E5)
Description	Temporary Supported Housing
Reasons for Priority	Identified in needs and supply mapping
Capital Required	Yes
Capital Bids made & approved	Not until revenue identified
Total revenue requirements for SP	£98,420
Cost per unit to SP per week	£315.45
Is this a remodeling of an existing service? If yes, which?	No
Source of Funding	Supporting People Revenue Grant
Accommodation Landlord	RSL

<b>Priority 7</b>	<b>Service Description</b>
Service Type	6 Units 24 hour Supported Accommodation
Client Group	Young and Vulnerable (E8)
Description	Temporary Supported Housing
Reasons for Priority	Identified in needs & supply mapping
Capital Required	Yes
Capital Bids made & approved	Not until revenue identified
Total revenue requirements for SP	£98,420
Cost per unit to SP per week	£315.45
Is this a remodeling of an existing service? If yes, which?	No
Source of Funding	Supporting People Revenue Grant
Accommodation Landlord	RSL

## PART ELEVEN: SUPPORTING PEOPLE STRATEGY

<b>Priority 8</b>	<b>Service Description</b>
Service Type	6 Units Direct Access Emergency Accommodation
Client Group	Young & Vulnerable (E8)
Description	Direct Access
Reasons for Priority	Identified in needs and supply mapping
Capital Required	Yes
Capital Bids made & approved	Not until revenue identified
Total revenue requirements for SP	£98,420
Cost per unit to SP per week	£315.45
Is this a remodeling of an existing service? If yes, which?	No
Source of Funding	Supporting People Revenue Grant
Accommodation Landlord	RSL

<b>Priority 9</b>	<b>Service Description</b>
Service Type	6 Units self contained move-on accommodation for women who have experienced domestic abuse and their families
Client Group	Domestic Abuse
Description	Temporary Supported Housing
Reasons for Priority	Identified in needs and supply mapping
Capital Required	Yes
Capital Bids made & approved	Not until revenue identified
Total revenue requirements for SP	£55,748
Cost per unit to SP per week	£178.68
Is this a remodeling of an existing service? If yes, which?	No
Source of Funding	Supporting People Revenue Grant
Accommodation Landlord	RSL

## PART ELEVEN: SUPPORTING PEOPLE STRATEGY

<b>Priority 10</b>	<b>Service Description</b>
Service Type	6 Units of very high intensity support for women with complex needs
Client Group	Domestic Abuse (E1)
Description	Floating Support
Reasons for Priority	Identified in needs and supply mapping
Capital Required	No
Capital Bids made & approved	N/A
Total revenue requirements for SP	£79,694
Cost per unit to SP per week	£255.43
Is this a remodeling of an existing service? If yes, which?	No
Source of Funding	Supporting People Revenue Grant
Accommodation Landlord	Across all Tenures

<b>Priority 11</b>	<b>Service Description</b>
Service Type	6 Units Direct Access Refuge to include some shared facilities
Client Group	Domestic Abuse (E1)
Description	Direct Access
Reasons for Priority	Identified through supply & needs mapping
Capital Required	Yes
Capital Bids made & approved	Not until revenue identified
Total revenue requirements for SP	£85,763
Cost per unit to SP per week	£274.88
Is this a remodeling of an existing service? If yes, which?	No
Source of Funding	Supporting People Revenue Grant
Accommodation Landlord	RSL

## PART ELEVEN: SUPPORTING PEOPLE STRATEGY

<b>Priority 12</b>	<b>Service Description</b>
Service Type	6 units of Outreach support for older couples
Client Group	Domestic Abuse (E1)
Description	Floating Support
Reasons for Priority	Identified in needs and supply mapping
Capital Required	No
Capital Bids made & approved	N/A
Total revenue requirements for SP	£36,282
Cost per unit to SP per week	£116.29
Is this a remodeling of an existing service? If yes, which?	No
Source of Funding	Supporting People Revenue Grant
Accommodation Landlord	Across all Tenure

<b>Priority 13</b>	<b>Service Description</b>
Service Type	10 Units of Outreach Floating Support for clients across all tenures to also include support to the children
Client Group	Domestic Abuse (E1)
Description	Floating Support
Reasons for Priority	Identified in needs and supply mapping
Capital Required	No
Capital Bids made & approved	N/A
Total revenue requirements for SP	£80,813
Cost per unit to SP per week	£155.41
Is this a remodeling of an existing service? If yes, which?	No
Source of Funding	Supporting People Revenue Grant
Accommodation Landlord	Across all Tenures

## PART ELEVEN: SUPPORTING PEOPLE STRATEGY

<b>Priority 14</b>	<b>Service Description</b>
Service Type	14 Units of 24 hour supported accommodation jointly funded with Community Care
Client Group	Learning Difficulties (E2)
Description	Supported Housing
Reasons for Priority	Identified in needs & supply mapping
Capital Required	Yes
Capital Bids made & approved	Not until revenue identified
Total revenue requirements for SP	£167,855
Cost per unit to SP per week	£230.57
Is this a remodeling of an existing service? If yes, which?	No
Source of Funding	Supporting People Grant
Accommodation Landlord	RSL

<b>Priority 15</b>	<b>Service Description</b>
Service Type	6 Units of Core & Supported Accommodation jointly funded with Community Care
Client Group	Learning Difficulties (E2)
Description	Supported Housing
Reasons for Priority	Identified in needs & supply mapping
Capital Required	Yes
Capital Bids made & approved	Not until revenue identified
Total revenue requirements for SP	£73,557
Cost per unit to SP per week	£230.57
Is this a remodeling of an existing service? If yes, which?	No
Source of Funding	Supporting People Grant
Accommodation Landlord	RSL

## PART ELEVEN: SUPPORTING PEOPLE STRATEGY

<b>Priority 16</b>	<b>Service Description</b>
Service Type	6 Units of 24 Hour supported accommodation for young offenders
Client Group	Criminal Justice (E9)
Description	Temporary Supported Housing
Reasons for Priority	Identified in needs & supply mapping
Capital Required	Yes
Capital Bids made & approved	Not until revenue identified
Total revenue requirements for SP	£98,420
Cost per unit to SP per week	£315.45
Is this a remodeling of an existing service? If yes, which?	No
Source of Funding	Supporting People Revenue Grant
Accommodation Landlord	RSL

<b>Priority 17</b>	<b>Service Description</b>
Service Type	6 Units of 24 Hour supported accommodation for high risk offenders
Client Group	Criminal Justice (E9)
Description	Temporary Supported Housing
Reasons for Priority	Identified in needs & supply mapping
Capital Required	Yes
Capital Bids made & approved	Not until revenue identified
Total revenue requirements for SP	£98,420
Cost per unit to SP per week	£315.45
Is this a remodeling of an existing service? If yes, which?	No
Source of Funding	Supporting People Revenue Grant
Accommodation Landlord	RSL

**APPENDIX 1:**

**NEEDS ASSESSMENT INFORMATION**

## APPENDIX 1

**Table A – Basic Details**

	No. Completed	%
<b>Men</b>	2731	41.3
<b>Women</b>	3845	58.2
<b>Not Known</b>	32	0.5
<b>Total</b>	6608	100

**Table B – Age Range**

	Men		Women		Total	
	Number	%	Number	%	Number	%
16-25	748	28.3	1302	35.5	2050	32.5
26-40	712	27.0	1031	28.1	1743	27.6
41-60	657	24.9	708	19.3	1365	21.6
60 and over	410	15.5	549	15.0	959	15.2
Not Known	113	4.3	77	2.1	190	3.0
<b>Total</b>	2640	100	3667	100	6307	100

**Table C – Current Accommodation**

	Men		Women		Total	
	Number	%	Number	%	Number	%
A Fixed Abode	1686	69.2	2857	83.5	4543	77.6
No fixed Abode	597	24.5	470	13.7	1067	18.2
Local Authority Care	68	2.8	52	1.5	120	2.0
Armed forces	10	0.4	9	0.3	19	0.3
Prison	32	1.3	3	0.1	35	0.6
Hospital - Medical	17	0.7	4	0.1	21	0.4
Hospital - psychiatric	16	0.7	12	0.4	28	0.5
Other:	9	0.4	13	0.4	22	0.4
<b>Total</b>	2435	100	3420	100	5855	100



## APPENDIX 1

**Table D – If a Fixed Abode**

	Number	%
Local Authority	1794	46.8
Housing Association	452	11.8
Private rented	710	18.5
Home owner	163	4.3
With parents	409	10.7
With other relatives	151	3.9
With Friends	115	3.0
Other	37	1.0
<b>Total</b>	<b>3831</b>	<b>100</b>

**Table E – Rough Sleeping**

	Men		Women		Total	
Number	189		48		237	
<b>Accommodation prior to sleeping rough:</b>						
	Number	%	Number	%	Number	%
A fixed Abode	1505	67.5	2342	78.7	3847	73.9
No Fixed Abode	155	6.9	165	5.5	320	6.1
Local Authority Care	38	1.7	50	1.7	88	1.7
Armed Forces	24	1.1	12	0.4	36	0.7
Prison	199	8.9	27	0.9	226	4.3
Hospital – Medical	20	0.9	7	0.2	27	0.5
Hospital – Psychiatric	22	1.0	23	0.8	45	0.9
Other	268	12.0	350	11.8	618	11.9
<b>Total</b>	<b>2231</b>	<b>100</b>	<b>2976</b>	<b>100</b>	<b>5207</b>	<b>100</b>

**Table F – Issues Relevant to Housing**

	Men		Women		Total	
	Number	%	Number	%	Number	%
Restricted Mobility	408	31.5	605	31.6	1013	31.5
Health Issues	777	60.0	941	49.1	1718	53.5
Sexuality	21	1.6	28	1.5	49	1.5
Safety	90	6.9	341	17.8	431	13.4
<b>Totals</b>	1296	100	1915	100	3211	100

**Table G - Ethnicity**

	Men		Women		Total	
	Number	%	Number	%	Number	%
White	2329	94.1	3316	94.8	5645	94.5
Mixed	2	0.1	2	0.1	4	0.1
Asian or Asian British	3	0.1	13	0.4	16	0.3
Black or Black British	16	0.6	20	0.6	36	0.6
Other	126	5.1	148	4.2	274	4.6
<b>Totals</b>	2476	100	3499	100	5975	100

**Table H – Length of Support**

	Men		Women		Total	
	Number	%	Number	%	Number	%
Up to six months	581	29.9	808	29.5	1389	29.7
Between 6 – 18 months	511	26.3	758	27.7	1269	27.1
Longer than 18 months	849	43.7	1173	42.8	2022	43.2
<b>Totals</b>	1941	100	2739	100	4680	100

## APPENDIX 1

**Table I - Religion**

	Men		Women		Total	
	Number	%	Number	%	Number	%
Baha'i	0	0.0	0	0.0	0	0.0
Buddhist	11	1.1	6	0.4	17	0.7
Christian	549	55.8	848	61.4	1397	59.1
Hindu	0	0.0	3	0.2	3	0.1
Islam	10	1.0	13	0.9	23	1.0
Jain	0	0.0	0	0.0	0	0.0
Jewish	2	0.2	1	0.1	3	0.1
Rastafarian	0	0.0	0	0.0	0	0.0
Sikhism	0	0.0	0	0.0	0	0.0
Agnostic	65	6.6	65	4.7	130	5.5
Atheist	90	9.2	72	5.2	162	6.9
Other	256	26.0	373	27.0	629	26.6
<b>Totals</b>	<b>983</b>	<b>100</b>	<b>1381</b>	<b>100</b>	<b>2364</b>	<b>100</b>

**Table J – Preferred Area**

	No. of Men	No. of Women	Total
This authority	1955	2631	4586
Another Area	117	175	292

**Table K – Type of Accommodation Wanted**

	Men		Women		Total	
	Number	%	Number	%	Number	%
Hostel	32	1.5	27	1.0	59	1.2
Refuge	0	0.0	20	0.7	20	0.4
Specialist detox	4	0.2	6	0.2	10	0.2
Ordinary accommodation	1767	85.4	2474	87.9	4241	86.8
Shared house	80	3.9	85	3.0	165	3.4
Self-contained group	186	9.0	204	7.2	390	8.0
Bungalow	0	0.0	0	0.0	0	0.0
<b>Totals</b>	<b>2069</b>	<b>100</b>	<b>2816</b>	<b>100</b>	<b>4885</b>	<b>100</b>

## APPENDIX 1

### TYPE AND LEVEL OF NEED (Number of people who recorded no issue in relation to the categories listed below = 1173)

	MILD ISSUES				MODERATE ISSUES				SERIOUS ISSUES				TOTALS				LEAD ISSUE				TOTALS LEAD ISSUE	
	Men		Women		Men		Women		Men		Women		Men		Women		Men		Women			
	No.	%	No.	%	No.	%	No.	%	No.	%	No.	%	No.	%	No.	%	No.	%	No.	%	No.	%
Domestic abuse (E1)	52	4.6	133	9.7	76	4.5	162	7.6	94	2.8	575	11.3	222	3.6	870	10.1	28	1.3	379	12.1	407	7.6
Learning difficulties (E2)	79	6.9	95	6.9	157	9.3	157	7.4	219	6.5	305	6.0	455	7.3	557	6.5	199	8.9	185	5.9	384	7.1
Mental Health (E3)	169	14.8	270	19.7	314	18.6	439	20.6	473	14.0	601	11.8	956	15.4	1310	15.3	349	15.6	397	12.6	746	13.9
Alcohol issues (E4)	107	9.4	85	6.2	142	8.4	65	3.1	144	4.3	62	1.2	393	6.3	212	2.5	57	2.6	18	0.6	75	1.4
Drug use (E5)	100	8.8	60	4.4	86	5.1	51	2.4	84	2.5	56	1.1	270	4.3	167	1.9	33	1.5	21	0.7	54	1.0
Refugee (E6)	0	0.0	0	0.0	0	0.0	0	0.0	0	0.0	0	0.0	0	0.0	0	0.0	0	0.0	0	0.0	0	0.0
Physical mobility (E7)	150	13.1	160	11.7	252	14.9	364	17.1	328	9.7	454	8.9	730	11.8	978	11.4	265	11.9	408	13.0	673	12.5
Young & Vul. (E8)	91	8.0	135	9.9	167	9.9	283	13.3	249	7.4	467	9.2	507	8.2	885	10.3	125	5.6	214	6.8	339	6.3
Criminal justice (E9)	151	13.2	88	6.4	175	10.4	59	2.8	125	3.7	70	1.4	451	7.3	217	2.5	47	2.1	10	0.3	57	1.1
Homeless & potentially homeless (E10)	68	6.0	87	6.4	131	7.8	140	6.6	1331	39.4	1679	33.1	1530	24.6	1906	22.2	1042	46.7	1223	38.9	2265	42.2
Chronic illness (E11)	154	13.5	127	9.3	143	8.5	133	6.3	261	7.7	227	4.5	558	9.0	487	5.7	66	3.0	82	2.6	148	2.8
A single parent (E12)	20	1.8	129	9.4	45	2.7	273	12.8	71	2.1	583	11.5	136	2.2	985	11.5	20	0.9	204	6.5	224	4.2
<b>Totals</b>	1141	100	1369	100	1688	100	2126	100	3379	100	5079	100	6208	100	8574	100	2231	100	3141	100	5372	100

**APPENDIX 2:**

**NEEDS ASSESSMENT INFORMATION**

**BASED ON WARDS**

**(WHERE ADDRESSES PROVIDED BY CLIENTS)**

## APPENDIX 2

<b>BARUC, BARRY</b>										
	<b>NO ISSUES</b>		<b>MILD ISSUES</b>		<b>MODERATE ISSUES</b>		<b>SERIOUS ISSUES</b>		<b>LEAD ISSUE</b>	
	<b>No.</b>	<b>%</b>	<b>No.</b>	<b>%</b>	<b>No.</b>	<b>%</b>	<b>No.</b>	<b>%</b>	<b>No.</b>	<b>%</b>
Domestic abuse (E1)	184	10.4	5	6.3	4	2.9	23	6.1	11	5.8
Learning difficulties (E2)	193	10.9	1	1.3	7	5.1	15	4.0	15	7.9
Mental Health (E3)	108	6.1	11	13.8	29	21.2	68	18.2	47	24.6
Alcohol issues (E4)	190	10.7	9	11.3	8	5.8	9	2.4	1	0.5
Drug use (E5)	187	10.5	12	15.0	9	6.6	8	2.1	1	0.5
Refugee (E6)	0	0.0	0	0.0	0	0.0	0	0.0	0	0.0
Physical mobility (E7)	174	9.8	8	10.0	19	13.9	15	4.0	8	4.2
Young & Vul. (E8)	144	8.1	5	6.3	21	15.3	37	9.9	14	7.3
Criminal justice (E9)	181	10.2	9	11.3	10	7.3	16	4.3	3	1.6
Homeless & potentially homeless (E10)	58	3.3	5	6.3	7	5.1	146	39.0	84	44.0
Chronic illness (E11)	170	9.6	11	13.8	12	8.8	23	6.1	2	1.0
A single Parent (E12)	187	10.5	4	5.0	11	8.0	14	3.7	5	2.6
<b>Totals</b>	<b>1776</b>	<b>100</b>	<b>80</b>	<b>100</b>	<b>137</b>	<b>100</b>	<b>374</b>	<b>100</b>	<b>191</b>	<b>100</b>

## APPENDIX 2

<b>BUTTRILLS, BARRY</b>										
	NO ISSUES		MILD ISSUES		MODERATE ISSUES		SERIOUS ISSUES		LEAD ISSUE	
	No.	%	No.	%	No.	%	No.	%	No.	%
Domestic abuse (E1)	247	10.1	13	10.7	18	8.6	17	3.9	8	3.2
Learning difficulties (E2)	236	9.7	5	4.1	15	7.1	34	7.9	19	7.6
Mental Health (E3)	158	6.5	24	19.8	38	18.1	71	16.5	49	19.6
Alcohol issues (E4)	260	10.6	9	7.4	14	6.7	8	1.9	5	2.0
Drug use (E5)	265	10.8	6	5.0	12	5.7	8	1.9	3	1.2
Refugee (E6)	0	0.0	0	0.0	0	0.0	0	0.0	0	0.0
Physical mobility (E7)	206	8.4	13	10.7	22	10.5	50	11.6	30	12.0
Young & Vul. (E8)	208	8.5	10	8.3	29	13.8	45	10.4	30	12.0
Criminal justice (E9)	262	10.7	13	10.7	10	4.8	6	1.4	1	0.4
Homeless & potentially homeless (E10)	144	5.9	8	6.6	16	7.6	123	28.5	83	33.2
Chronic illness (E11)	225	9.2	17	14.0	20	9.5	29	6.7	9	3.6
A single parent (E12)	232	9.5	3	2.5	16	7.6	40	9.3	13	5.2
<b>Totals</b>	<b>2443</b>	<b>100</b>	<b>121</b>	<b>100</b>	<b>210</b>	<b>100</b>	<b>431</b>	<b>100</b>	<b>250</b>	<b>100</b>

## APPENDIX 2

<b>CADOC, BARRY</b>										
	<b>NO ISSUES</b>		<b>MILD ISSUES</b>		<b>MODERATE ISSUES</b>		<b>SERIOUS ISSUES</b>		<b>LEAD ISSUE</b>	
	<b>No.</b>	<b>%</b>	<b>No.</b>	<b>%</b>	<b>No.</b>	<b>%</b>	<b>No.</b>	<b>%</b>	<b>No.</b>	<b>%</b>
Domestic abuse (E1)	256	9.8	16	12.3	17	7.2	22	4.9	19	6.9
Learning difficulties (E2)	258	9.9	7	5.4	17	7.2	29	6.4	24	8.8
Mental Health (E3)	179	6.9	24	18.5	34	14.5	74	16.4	47	17.2
Alcohol issues (E4)	279	10.7	7	5.4	15	6.4	10	2.2	5	1.8
Drug use (E5)	284	10.9	11	8.5	10	4.3	9	2.0	2	0.7
Refugee (E6)	0	0.0	0	0.0	0	0.0	0	0.0	0	0.0
Physical mobility (E7)	217	8.3	16	12.3	42	17.9	36	8.0	28	10.2
Young & Vul. (E8)	231	8.9	7	5.4	28	11.9	45	10.0	20	7.3
Criminal justice (E9)	272	10.4	14	10.8	14	6.0	11	2.4	1	0.4
Homeless & potentially homeless (E10)	133	5.1	10	7.7	21	8.9	147	32.7	99	36.1
Chronic illness (E11)	256	9.8	12	9.2	18	7.7	25	5.6	12	4.4
A single parent (E12)	244	9.4	6	4.6	19	8.1	42	9.3	17	6.2
<b>Totals</b>	<b>2609</b>	<b>100</b>	<b>130</b>	<b>100</b>	<b>235</b>	<b>100</b>	<b>450</b>	<b>100</b>	<b>274</b>	<b>100</b>



## APPENDIX 2

<b>CASTLELAND, BARRY</b>										
	NO ISSUES		MILD ISSUES		MODERATE ISSUES		SERIOUS ISSUES		LEAD ISSUE	
	No.	%	No.	%	No.	%	No.	%	No.	%
Domestic abuse (E1)	169	9.0	9	8.3	13	6.5	42	10.4	20	9.1
Learning difficulties (E2)	188	10.1	9	8.3	14	7.0	33	8.2	12	5.5
Mental Health (E3)	119	6.4	18	16.5	44	21.9	53	13.1	38	17.3
Alcohol issues (E4)	197	10.5	11	10.1	12	6.0	14	3.5	5	2.3
Drug use (E5)	207	11.1	6	5.5	10	5.0	11	2.7	3	1.4
Refugee (E6)	0	0.0	0	0.0	0	0.0	0	0.0	0	0.0
Physical mobility (E7)	171	9.1	9	8.3	23	11.4	31	7.7	15	6.8
Young & Vul. (E8)	165	8.8	12	11.0	30	14.9	27	6.7	14	6.4
Criminal justice (E9)	198	10.6	8	7.3	16	8.0	12	3.0	4	1.8
Homeless & potentially homeless (E10)	74	4.0	11	10.1	13	6.5	136	33.7	96	43.6
Chronic illness (E11)	192	10.3	14	12.8	10	5.0	18	4.5	6	2.7
A single parent (E12)	189	10.1	2	1.8	16	8.0	27	6.7	7	3.2
<b>Totals</b>	<b>1869</b>	<b>100</b>	<b>109</b>	<b>100</b>	<b>201</b>	<b>100</b>	<b>404</b>	<b>100</b>	<b>220</b>	<b>100</b>

## APPENDIX 2

<b>CORNERSWELL, PENARTH</b>										
	NO ISSUES		MILD ISSUES		MODERATE ISSUES		SERIOUS ISSUES		LEAD ISSUE	
	No.	%	No.	%	No.	%	No.	%	No.	%
Domestic abuse (E1)	72	9.5	0	0.0	4	7.8	9	10.8	5	7.9
Learning difficulties (E2)	65	8.5	3	7.9	9	17.6	8	9.6	2	3.2
Mental Health (E3)	50	6.6	5	13.2	13	25.5	17	20.5	17	27.0
Alcohol issues (E4)	76	10.0	6	15.8	2	3.9	1	1.2	1	1.6
Drug use (E5)	79	10.4	1	2.6	1	2.0	2	2.4	0	0.0
Refugee (E6)	0	0.0	0	0.0	0	0.0	0	0.0	0	0.0
Physical mobility (E7)	57	7.5	5	13.2	7	13.7	16	19.3	16	25.4
Young & Vul. (E8)	77	10.1	4	10.5	3	5.9	1	1.2	2	3.2
Criminal justice (E9)	81	10.6	2	5.3	1	2.0	1	1.2	0	0.0
Homeless & potentially homeless (E10)	64	8.4	3	7.9	2	3.9	16	19.3	14	22.2
Chronic illness (E11)	70	9.2	5	13.2	6	11.8	4	4.8	3	4.8
A single parent (E12)	70	9.2	4	10.5	3	5.9	8	9.6	3	4.8
<b>Totals</b>	<b>761</b>	<b>100</b>	<b>38</b>	<b>100</b>	<b>51</b>	<b>100</b>	<b>83</b>	<b>100</b>	<b>63</b>	<b>100</b>

## APPENDIX 2

<b>COURT, BARRY</b>										
	NO ISSUES		MILD ISSUES		MODERATE ISSUES		SERIOUS ISSUES		LEAD ISSUE	
	No.	%	No.	%	No.	%	No.	%	No.	%
Domestic abuse (E1)	392	9.9	13	7.1	28	8.3	46	5.8	25	5.7
Learning difficulties (E2)	423	10.7	14	7.6	22	6.5	21	2.7	26	6.0
Mental Health (E3)	297	7.5	31	16.8	60	17.8	90	11.4	60	13.8
Alcohol issues (E4)	429	10.8	12	6.5	19	5.6	19	2.4	9	2.1
Drug use (E5)	438	11.1	8	4.3	19	5.6	14	1.8	4	0.9
Refugee (E6)	0	0.0	0	0.0	0	0.0	0	0.0	0	0.0
Physical mobility (E7)	389	9.8	21	11.4	30	8.9	39	4.9	16	3.7
Young & Vul. (E8)	294	7.4	22	12.0	54	16.0	109	13.8	49	11.2
Criminal justice (E9)	417	10.5	17	9.2	35	10.4	10	1.3	8	1.8
Homeless & potentially homeless (E10)	119	3.0	4	2.2	9	2.7	347	43.8	210	48.2
Chronic illness (E11)	381	9.6	27	14.7	31	9.2	40	5.1	11	2.5
A single parent (E12)	376	9.5	15	8.2	30	8.9	57	7.2	18	4.1
<b>Totals</b>	<b>3955</b>	<b>100</b>	<b>184</b>	<b>100</b>	<b>337</b>	<b>100</b>	<b>792</b>	<b>100</b>	<b>436</b>	<b>100</b>

## APPENDIX 2

<b>COWBRIDGE</b>										
	<b>NO ISSUES</b>		<b>MILD ISSUES</b>		<b>MODERATE ISSUES</b>		<b>SERIOUS ISSUES</b>		<b>LEAD ISSUE</b>	
	<b>No.</b>	<b>%</b>	<b>No.</b>	<b>%</b>	<b>No.</b>	<b>%</b>	<b>No.</b>	<b>%</b>	<b>No.</b>	<b>%</b>
Domestic abuse (E1)	41	11.0	0	0.0	0	0.0	1	1.9	1	2.9
Learning difficulties (E2)	27	7.3	2	15.4	5	23.8	8	15.4	7	20.6
Mental Health (E3)	24	6.5	1	7.7	6	28.6	9	17.3	6	17.6
Alcohol issues (E4)	39	10.5	1	7.7	0	0.0	2	3.8	0	0.0
Drug use (E5)	40	10.8	1	7.7	1	4.8	0	0.0	1	2.9
Refugee (E6)	0	0.0	0	0.0	0	0.0	0	0.0	0	0.0
Physical mobility (E7)	23	6.2	4	30.8	6	28.6	9	17.3	7	20.6
Young & Vul. (E8)	36	9.7	2	15.4	0	0.0	4	7.7	1	2.9
Criminal justice (E9)	41	11.0	1	7.7	0	0.0	0	0.0	0	0.0
Homeless & potentially homeless (E10)	31	8.3	0	0.0	0	0.0	10	19.2	7	20.6
Chronic illness (E11)	33	8.9	1	7.7	1	4.8	7	13.5	4	11.8
A single parent (E12)	37	9.9	0	0.0	2	9.5	2	3.8	0	0.0
<b>Totals</b>	<b>372</b>	<b>100</b>	<b>13</b>	<b>100</b>	<b>21</b>	<b>100</b>	<b>52</b>	<b>100</b>	<b>34</b>	<b>100</b>

## APPENDIX 2

<b>DINAS POWYS</b>										
	<b>NO ISSUES</b>		<b>MILD ISSUES</b>		<b>MODERATE ISSUES</b>		<b>SERIOUS ISSUES</b>		<b>LEAD ISSUE</b>	
	<b>No.</b>	<b>%</b>	<b>No.</b>	<b>%</b>	<b>No.</b>	<b>%</b>	<b>No.</b>	<b>%</b>	<b>No.</b>	<b>%</b>
Domestic abuse (E1)	81	10.4	1	8.3	0	0.0	6	4.8	2	2.9
Learning difficulties (E2)	57	7.3	2	16.7	9	18.4	20	15.9	2	2.9
Mental Health (E3)	56	7.2	2	16.7	12	24.5	18	14.3	14	20.3
Alcohol issues (E4)	84	10.8	1	8.3	1	2.0	2	1.6	1	1.4
Drug use (E5)	85	10.9	0	0.0	1	2.0	2	1.6	1	1.4
Refugee (E6)	0	0.0	0	0.0	0	0.0	0	0.0	0	0.0
Physical mobility (E7)	47	6.0	1	8.3	12	24.5	28	22.2	19	27.5
Young & Vul. (E8)	77	9.9	0	0.0	2	4.1	9	7.1	4	5.8
Criminal justice (E9)	82	10.5	1	8.3	1	2.0	4	3.2	0	0.0
Homeless & potentially homeless (E10)	62	7.9	1	8.3	4	8.2	21	16.7	14	20.3
Chronic illness (E11)	74	9.5	3	25.0	3	6.1	8	6.3	9	13.0
A single parent (E12)	76	9.7	0	0.0	4	8.2	8	6.3	3	4.3
<b>Totals</b>	<b>781</b>	<b>100</b>	<b>12</b>	<b>100</b>	<b>49</b>	<b>100</b>	<b>126</b>	<b>100</b>	<b>69</b>	<b>100</b>

## APPENDIX 2

<b>DYFAN, BARRY</b>										
	<b>NO ISSUES</b>		<b>MILD ISSUES</b>		<b>MODERATE ISSUES</b>		<b>SERIOUS ISSUES</b>		<b>LEAD ISSUE</b>	
	<b>No.</b>	<b>%</b>	<b>No.</b>	<b>%</b>	<b>No.</b>	<b>%</b>	<b>No.</b>	<b>%</b>	<b>No.</b>	<b>%</b>
Domestic abuse (E1)	166	9.7	6	7.1	7	5.1	27	8.5	13	7.5
Learning difficulties (E2)	172	10.1	9	10.6	6	4.3	18	5.7	17	9.8
Mental Health (E3)	117	6.9	16	18.8	29	21.0	42	13.2	34	19.7
Alcohol issues (E4)	181	10.6	7	8.2	12	8.7	4	1.3	1	0.6
Drug use (E5)	191	11.2	8	9.4	2	1.4	3	0.9	1	0.6
Refugee (E6)	0	0.0	0	0.0	0	0.0	0	0.0	0	0.0
Physical mobility (E7)	147	8.6	13	15.3	21	15.2	23	7.3	12	6.9
Young & Vul. (E8)	152	8.9	8	9.4	13	9.4	31	9.8	10	5.8
Criminal justice (E9)	182	10.7	4	4.7	13	9.4	5	1.6	2	1.2
Homeless & potentially homeless (E10)	89	5.2	3	3.5	4	2.9	108	34.1	72	41.6
Chronic illness (E11)	151	8.8	9	10.6	18	13.0	26	8.2	4	2.3
A single parent (E12)	159	9.3	2	2.4	13	9.4	30	9.5	7	4.0
<b>Totals</b>	<b>1707</b>	<b>100</b>	<b>85</b>	<b>100</b>	<b>138</b>	<b>100</b>	<b>317</b>	<b>100</b>	<b>173</b>	<b>100</b>

## APPENDIX 2

<b>GIBBONSDOWN, BARRY</b>										
	NO ISSUES		MILD ISSUES		MODERATE ISSUES		SERIOUS ISSUES		LEAD ISSUE	
	No.	%	No.	%	No.	%	No.	%	No.	%
Domestic abuse (E1)	229	9.6	7	7.9	12	6.0	31	8.0	18	7.5
Learning difficulties (E2)	221	9.2	11	12.4	17	8.5	30	7.8	22	9.2
Mental Health (E3)	163	6.8	15	16.9	48	24.1	53	13.7	47	19.7
Alcohol issues (E4)	261	10.9	3	3.4	5	2.5	10	2.6	3	1.3
Drug use (E5)	261	10.9	4	4.5	8	4.0	6	1.6	1	0.4
Refugee (E6)	0	0.0	0	0.0	0	0.0	0	0.0	0	0.0
Physical mobility (E7)	198	8.3	11	12.4	28	14.1	42	10.9	30	12.6
Young & Vul. (E8)	196	8.2	7	7.9	33	16.6	41	10.6	26	10.9
Criminal justice (E9)	261	10.9	3	3.4	6	3.0	9	2.3	1	0.4
Homeless & potentially homeless (E10)	160	6.7	7	7.9	8	4.0	104	26.9	71	29.7
Chronic illness (E11)	229	9.6	10	11.2	11	5.5	29	7.5	4	1.7
A single parent (E12)	213	8.9	11	12.4	23	11.6	32	8.3	16	6.7
<b>Totals</b>	<b>2392</b>	<b>100</b>	<b>89</b>	<b>100</b>	<b>199</b>	<b>100</b>	<b>387</b>	<b>100</b>	<b>239</b>	<b>100</b>

## APPENDIX 2

<b>ILLYD, BARRY</b>										
	<b>NO ISSUES</b>		<b>MILD ISSUES</b>		<b>MODERATE ISSUES</b>		<b>SERIOUS ISSUES</b>		<b>LEAD ISSUE</b>	
	<b>No.</b>	<b>%</b>	<b>No.</b>	<b>%</b>	<b>No.</b>	<b>%</b>	<b>No.</b>	<b>%</b>	<b>No.</b>	<b>%</b>
Domestic abuse (E1)	155	9.6	2	4.2	4	4.4	16	8.0	6	4.8
Learning difficulties (E2)	151	9.4	4	8.3	5	5.6	17	8.5	9	7.2
Mental Health (E3)	117	7.3	12	25.0	21	23.3	27	13.6	19	15.2
Alcohol issues (E4)	171	10.6	4	8.3	0	0.0	2	1.0	1	0.8
Drug use (E5)	168	10.4	2	4.2	0	0.0	7	3.5	5	4.0
Refugee (E6)	0	0.0	0	0.0	0	0.0	0	0.0	0	0.0
Physical mobility (E7)	119	7.4	9	18.8	27	30.0	22	11.1	20	16.0
Young & Vul. (E8)	158	9.8	3	6.3	8	8.9	8	4.0	2	1.6
Criminal justice (E9)	167	10.4	4	8.3	2	2.2	4	2.0	2	1.6
Homeless & potentially homeless (E10)	103	6.4	4	8.3	8	8.9	62	31.2	54	43.2
Chronic illness (E11)	153	9.5	2	4.2	7	7.8	15	7.5	3	2.4
A single parent (E12)	148	9.2	2	4.2	8	8.9	19	9.5	4	3.2
<b>Totals</b>	<b>1610</b>	<b>100</b>	<b>48</b>	<b>100</b>	<b>90</b>	<b>100</b>	<b>199</b>	<b>100</b>	<b>125</b>	<b>100</b>



## APPENDIX 2

<b>LLANDOUGH</b>										
	<b>NO ISSUES</b>		<b>MILD ISSUES</b>		<b>MODERATE ISSUES</b>		<b>SERIOUS ISSUES</b>		<b>LEAD ISSUE</b>	
	<b>No.</b>	<b>%</b>	<b>No.</b>	<b>%</b>	<b>No.</b>	<b>%</b>	<b>No.</b>	<b>%</b>	<b>No.</b>	<b>%</b>
Domestic abuse (E1)	13	10.0	2	50.0	0	0.0	1	2.9	0	0.0
Learning difficulties (E2)	12	9.2	0	0.0	1	14.3	3	8.6	1	7.1
Mental Health (E3)	5	3.8	0	0.0	3	42.9	8	22.9	4	28.6
Alcohol issues (E4)	13	10.0	0	0.0	0	0.0	3	8.6	0	0.0
Drug use (E5)	16	12.3	0	0.0	0	0.0	0	0.0	0	0.0
Refugee (E6)	0	0.0	0	0.0	0	0.0	0	0.0	0	0.0
Physical mobility (E7)	13	10.0	0	0.0	0	0.0	3	8.6	1	7.1
Young & Vul. (E8)	13	10.0	0	0.0	0	0.0	3	8.6	0	0.0
Criminal justice (E9)	13	10.0	2	50.0	1	14.3	0	0.0	0	0.0
Homeless & potentially homeless (E10)	4	3.1	0	0.0	1	14.3	11	31.4	8	57.1
Chronic illness (E11)	13	10.0	0	0.0	1	14.3	2	5.7	0	0.0
A single parent (E12)	15	11.5	0	0.0	0	0.0	1	2.9	0	0.0
<b>Totals</b>	<b>130</b>	<b>100</b>	<b>4</b>	<b>100</b>	<b>7</b>	<b>100</b>	<b>35</b>	<b>100</b>	<b>14</b>	<b>100</b>

## APPENDIX 2

<b>LLANDOW/EWENNY</b>										
	<b>NO ISSUES</b>		<b>MILD ISSUES</b>		<b>MODERATE ISSUES</b>		<b>SERIOUS ISSUES</b>		<b>LEAD ISSUE</b>	
	<b>No.</b>	<b>%</b>	<b>No.</b>	<b>%</b>	<b>No.</b>	<b>%</b>	<b>No.</b>	<b>%</b>	<b>No.</b>	<b>%</b>
Domestic abuse (E1)	7	9.5	0	0.0	1	25.0	1	5.9	0	0.0
Learning difficulties (E2)	8	10.8	0	0.0	0	0.0	1	5.9	4	44.4
Mental Health (E3)	4	5.4	0	0.0	0	0.0	5	29.4	1	11.1
Alcohol issues (E4)	9	12.2	0	0.0	0	0.0	0	0.0	0	0.0
Drug use (E5)	8	10.8	0	0.0	0	0.0	1	5.9	1	11.1
Refugee (E6)	0	0.0	0	0.0	0	0.0	0	0.0	0	0.0
Physical mobility (E7)	5	6.8	0	0.0	3	75.0	1	5.9	0	0.0
Young & Vul. (E8)	8	10.8	0	0.0	0	0.0	1	5.9	0	0.0
Criminal justice (E9)	9	12.2	0	0.0	0	0.0	0	0.0	0	0.0
Homeless & potentially homeless (E10)	6	8.1	1	50.0	0	0.0	2	11.8	2	22.2
Chronic illness (E11)	4	5.4	1	50.0	0	0.0	2	11.8	0	0.0
A single parent (E12)	6	8.1	0	0.0	0	0.0	3	17.6	1	11.1
<b>Totals</b>	<b>74</b>	<b>100</b>	<b>2</b>	<b>100</b>	<b>4</b>	<b>100</b>	<b>17</b>	<b>100</b>	<b>9</b>	<b>100</b>

## APPENDIX 2

<b>LLANTWIT MAJOR</b>										
	<b>NO ISSUES</b>		<b>MILD ISSUES</b>		<b>MODERATE ISSUES</b>		<b>SERIOUS ISSUES</b>		<b>LEAD ISSUE</b>	
	<b>No.</b>	<b>%</b>	<b>No.</b>	<b>%</b>	<b>No.</b>	<b>%</b>	<b>No.</b>	<b>%</b>	<b>No.</b>	<b>%</b>
Domestic abuse (E1)	103	9.6	8	18.6	4	5.4	8	4.9	5	4.7
Learning difficulties (E2)	93	8.7	3	7.0	8	10.8	19	11.7	8	7.5
Mental Health (E3)	71	6.6	9	20.9	20	27.0	23	14.1	24	22.6
Alcohol issues (E4)	115	10.7	2	4.7	1	1.4	5	3.1	3	2.8
Drug use (E5)	119	11.1	2	4.7	2	2.7	0	0.0	0	0.0
Refugee (E6)	0	0.0	0	0.0	0	0.0	0	0.0	0	0.0
Physical mobility (E7)	80	7.5	7	16.3	17	23.0	19	11.7	19	17.9
Young & Vul. (E8)	101	9.4	2	4.7	4	5.4	16	9.8	3	2.8
Criminal justice (E9)	115	10.7	3	7.0	1	1.4	4	2.5	0	0.0
Homeless & potentially homeless (E10)	72	6.7	2	4.7	2	2.7	47	28.8	33	31.1
Chronic illness (E11)	101	9.4	2	4.7	11	14.9	9	5.5	3	2.8
A single parent (E12)	103	9.6	3	7.0	4	5.4	13	8.0	8	7.5
<b>Totals</b>	<b>1073</b>	<b>100</b>	<b>43</b>	<b>100</b>	<b>74</b>	<b>100</b>	<b>163</b>	<b>100</b>	<b>106</b>	<b>100</b>

<b>PETERSTON – SUPER – ELY</b>										
	<b>NO ISSUES</b>		<b>MILD ISSUES</b>		<b>MODERATE ISSUES</b>		<b>SERIOUS ISSUES</b>		<b>LEAD ISSUE</b>	
	<b>No.</b>	<b>%</b>	<b>No.</b>	<b>%</b>	<b>No.</b>	<b>%</b>	<b>No.</b>	<b>%</b>	<b>No.</b>	<b>%</b>
Domestic abuse (E1)	5	9.8	0	0.0	1	25.0	0	0.0	0	0.0
Learning difficulties (E2)	4	7.8	0	0.0	1	25.0	1	9.1	2	33.3
Mental Health (E3)	3	5.9	0	0.0	1	25.0	2	18.2	1	16.7
Alcohol issues (E4)	6	11.8	0	0.0	0	0.0	0	0.0	0	0.0
Drug use (E5)	6	11.8	0	0.0	0	0.0	0	0.0	0	0.0
Refugee (E6)	0	0.0	0	0.0	0	0.0	0	0.0	0	0.0
Physical mobility (E7)	4	7.8	0	0.0	0	0.0	2	18.2	1	16.7
Young & Vul. (E8)	5	9.8	0	0.0	0	0.0	1	9.1	0	0.0
Criminal justice (E9)	6	11.8	0	0.0	0	0.0	0	0.0	0	0.0
Homeless & potentially homeless (E10)	3	5.9	0	0.0	0	0.0	3	27.3	1	16.7
Chronic illness (E11)	4	7.8	0	0.0	0	0.0	2	18.2	0	0.0
A single parent (E12)	5	9.8	0	0.0	1	25.0	0	0.0	1	16.7
<b>Totals</b>	<b>51</b>	<b>100</b>	<b>0</b>	<b>0</b>	<b>4</b>	<b>100</b>	<b>11</b>	<b>100</b>	<b>6</b>	<b>100</b>

## APPENDIX 2

<b>PLYMOUTH, PENARTH</b>										
	<b>NO ISSUES</b>		<b>MILD ISSUES</b>		<b>MODERATE ISSUES</b>		<b>SERIOUS ISSUES</b>		<b>LEAD ISSUE</b>	
	<b>No.</b>	<b>%</b>	<b>No.</b>	<b>%</b>	<b>No.</b>	<b>%</b>	<b>No.</b>	<b>%</b>	<b>No.</b>	<b>%</b>
Domestic abuse (E1)	33	9.9	2	15.4	2	8.3	1	2.1	1	3.1
Learning difficulties (E2)	27	8.1	1	7.7	4	16.7	6	12.5	6	18.8
Mental Health (E3)	22	6.6	2	15.4	8	33.3	6	12.5	8	25.0
Alcohol issues (E4)	36	10.8	2	15.4	0	0.0	0	0.0	0	0.0
Drug use (E5)	38	11.4	0	0.0	0	0.0	0	0.0	0	0.0
Refugee (E6)	0	0.0	0	0.0	0	0.0	0	0.0	0	0.0
Physical mobility (E7)	26	7.8	0	0.0	4	16.7	8	16.7	5	15.6
Young & Vul. (E8)	32	9.6	2	15.4	2	8.3	2	4.2	1	3.1
Criminal justice (E9)	37	11.1	1	7.7	0	0.0	0	0.0	0	0.0
Homeless & potentially homeless (E10)	20	6.0	1	7.7	1	4.2	16	33.3	9	28.1
Chronic illness (E11)	32	9.6	0	0.0	0	0.0	6	12.5	0	0.0
A single parent (E12)	30	9.0	2	15.4	3	12.5	3	6.3	2	6.3
<b>Totals</b>	<b>333</b>	<b>100</b>	<b>13</b>	<b>100</b>	<b>24</b>	<b>100</b>	<b>48</b>	<b>100</b>	<b>32</b>	<b>100</b>

## APPENDIX 2

<b>RHOOSE</b>										
	<b>NO ISSUES</b>		<b>MILD ISSUES</b>		<b>MODERATE ISSUES</b>		<b>SERIOUS ISSUES</b>		<b>LEAD ISSUE</b>	
	<b>No.</b>	<b>%</b>	<b>No.</b>	<b>%</b>	<b>No.</b>	<b>%</b>	<b>No.</b>	<b>%</b>	<b>No.</b>	<b>%</b>
Domestic abuse (E1)	71	10.5	1	5.0	0	0.0	3	3.1	1	1.6
Learning difficulties (E2)	63	9.3	1	5.0	1	3.0	10	10.4	4	6.5
Mental Health (E3)	50	7.4	3	15.0	10	30.3	12	12.5	12	19.4
Alcohol issues (E4)	72	10.7	1	5.0	0	0.0	2	2.1	0	0.0
Drug use (E5)	75	11.1	0	0.0	0	0.0	0	0.0	0	0.0
Refugee (E6)	0	0.0	0	0.0	0	0.0	0	0.0	0	0.0
Physical mobility (E7)	54	8.0	3	15.0	7	21.2	11	11.5	4	6.5
Young & Vul. (E8)	52	7.7	3	15.0	6	18.2	14	14.6	8	12.9
Criminal justice (E9)	71	10.5	2	10.0	2	6.1	0	0.0	0	0.0
Homeless & potentially homeless (E10)	38	5.6	2	10.0	1	3.0	34	35.4	29	46.8
Chronic illness (E11)	64	9.5	2	10.0	3	9.1	6	6.3	2	3.2
A single parent (E12)	66	9.8	2	10.0	3	9.1	4	4.2	2	3.2
<b>Totals</b>	<b>676</b>	<b>100</b>	<b>20</b>	<b>100</b>	<b>33</b>	<b>100</b>	<b>96</b>	<b>100</b>	<b>62</b>	<b>100</b>

## APPENDIX 2

<b>ST ATHAN</b>										
	<b>NO ISSUES</b>		<b>MILD ISSUES</b>		<b>MODERATE ISSUES</b>		<b>SERIOUS ISSUES</b>		<b>LEAD ISSUE</b>	
	<b>No.</b>	<b>%</b>	<b>No.</b>	<b>%</b>	<b>No.</b>	<b>%</b>	<b>No.</b>	<b>%</b>	<b>No.</b>	<b>%</b>
Domestic abuse (E1)	64	10.0	1	3.7	4	10.3	6	5.2	3	4.5
Learning difficulties (E2)	65	10.1	1	3.7	2	5.1	6	5.2	3	4.5
Mental Health (E3)	42	6.5	4	14.8	10	25.6	19	16.5	12	18.2
Alcohol issues (E4)	68	10.6	1	3.7	2	5.1	4	3.5	0	0.0
Drug use (E5)	72	11.2	2	7.4	0	0.0	1	0.9	0	0.0
Refugee (E6)	0	0.0	0	0.0	0	0.0	0	0.0	0	0.0
Physical mobility (E7)	51	7.9	4	14.8	9	23.1	11	9.6	5	7.6
Young & Vul. (E8)	62	9.6	4	14.8	2	5.1	7	6.1	4	6.1
Criminal justice (E9)	73	11.4	0	0.0	1	2.6	1	0.9	0	0.0
Homeless & potentially homeless (E10)	30	4.7	1	3.7	2	5.1	42	36.5	31	47.0
Chronic illness (E11)	61	9.5	5	18.5	2	5.1	7	6.1	2	3.0
A single parent (E12)	55	8.6	4	14.8	5	12.8	11	9.6	6	9.1
<b>Totals</b>	<b>643</b>	<b>100</b>	<b>27</b>	<b>100</b>	<b>39</b>	<b>100</b>	<b>115</b>	<b>100</b>	<b>66</b>	<b>100</b>

## APPENDIX 2

<b>ST AUGUSTINES, PENARTH</b>										
	<b>NO ISSUES</b>		<b>MILD ISSUES</b>		<b>MODERATE ISSUES</b>		<b>SERIOUS ISSUES</b>		<b>LEAD ISSUE</b>	
	<b>No.</b>	<b>%</b>	<b>No.</b>	<b>%</b>	<b>No.</b>	<b>%</b>	<b>No.</b>	<b>%</b>	<b>No.</b>	<b>%</b>
Domestic abuse (E1)	79	10.5	1	4.3	2	3.9	2	2.0	0	0.0
Learning difficulties (E2)	59	7.9	4	17.4	7	13.7	14	13.9	8	10.7
Mental Health (E3)	51	6.8	3	13.0	11	21.6	19	18.8	19	25.3
Alcohol issues (E4)	79	10.5	1	4.3	2	3.9	2	2.0	0	0.0
Drug use (E5)	83	11.1	1	4.3	0	0.0	0	0.0	0	0.0
Refugee (E6)	0	0.0	0	0.0	0	0.0	0	0.0	0	0.0
Physical mobility (E7)	45	6.0	6	26.1	11	21.6	22	21.8	19	25.3
Young & Vul. (E8)	76	10.1	1	4.3	3	5.9	4	4.0	3	4.0
Criminal justice (E9)	80	10.7	0	0.0	3	5.9	1	1.0	3	4.0
Homeless & potentially homeless (E10)	52	6.9	3	13.0	2	3.9	27	26.7	18	24.0
Chronic illness (E11)	68	9.1	3	13.0	5	9.8	8	7.9	4	5.3
A single parent (E12)	77	10.3	0	0.0	5	9.8	2	2.0	1	1.3
<b>Totals</b>	<b>749</b>	<b>100</b>	<b>23</b>	<b>100</b>	<b>51</b>	<b>100</b>	<b>101</b>	<b>100</b>	<b>75</b>	<b>100</b>



## APPENDIX 2

<b>ST BRIDES MAJOR</b>										
	<b>NO ISSUES</b>		<b>MILD ISSUES</b>		<b>MODERATE ISSUES</b>		<b>SERIOUS ISSUES</b>		<b>LEAD ISSUE</b>	
	<b>No.</b>	<b>%</b>	<b>No.</b>	<b>%</b>	<b>No.</b>	<b>%</b>	<b>No.</b>	<b>%</b>	<b>No.</b>	<b>%</b>
Domestic abuse (E1)	11	12.6	0	0.0	0	0.0	0	0.0	0	0.0
Learning difficulties (E2)	4	4.6	0	0.0	0	0.0	7	25.9	4	36.4
Mental Health (E3)	6	6.9	0	0.0	2	28.6	3	11.1	1	9.1
Alcohol issues (E4)	10	11.5	0	0.0	0	0.0	1	3.7	1	9.1
Drug use (E5)	10	11.5	0	0.0	1	14.3	0	0.0	0	0.0
Refugee (E6)	0	0.0	0	0.0	0	0.0	0	0.0	0	0.0
Physical mobility (E7)	4	4.6	0	0.0	3	42.9	4	14.8	2	18.2
Young & Vul. (E8)	9	10.3	0	0.0	0	0.0	2	7.4	0	0.0
Criminal justice (E9)	11	12.6	0	0.0	0	0.0	0	0.0	0	0.0
Homeless & potentially homeless (E10)	6	6.9	0	0.0	0	0.0	5	18.5	3	27.3
Chronic illness (E11)	5	5.7	0	0.0	1	14.3	5	18.5	0	0.0
A single parent (E12)	11	12.6	0	0.0	0	0.0	0	0.0	0	0.0
<b>Totals</b>	<b>87</b>	<b>100</b>	<b>0</b>	<b>0</b>	<b>7</b>	<b>100</b>	<b>27</b>	<b>100</b>	<b>11</b>	<b>100</b>

## APPENDIX 2

<b>STANWELL, PENARTH</b>										
	<b>NO ISSUES</b>		<b>MILD ISSUES</b>		<b>MODERATE ISSUES</b>		<b>SERIOUS ISSUES</b>		<b>LEAD ISSUE</b>	
	<b>No.</b>	<b>%</b>	<b>No.</b>	<b>%</b>	<b>No.</b>	<b>%</b>	<b>No.</b>	<b>%</b>	<b>No.</b>	<b>%</b>
Domestic abuse (E1)	58	9.8	1	2.4	5	9.3	7	7.1	4	6.7
Learning difficulties (E2)	57	9.6	2	4.8	3	5.6	9	9.1	11	18.3
Mental Health (E3)	38	6.4	6	14.3	9	16.7	18	18.2	10	16.7
Alcohol issues (E4)	61	10.3	2	4.8	5	9.3	3	3.0	3	5.0
Drug use (E5)	63	10.6	3	7.1	1	1.9	4	4.0	0	0.0
Refugee (E6)	0	0.0	0	0.0	0	0.0	0	0.0	0	0.0
Physical mobility (E7)	47	7.9	3	7.1	12	22.2	9	9.1	9	15.0
Young & Vul. (E8)	54	9.1	2	4.8	6	11.1	9	9.1	4	6.7
Criminal justice (E9)	63	10.6	3	7.1	5	9.3	0	0.0	2	3.3
Homeless & potentially homeless (E10)	40	6.8	5	11.9	2	3.7	24	24.2	15	25.0
Chronic illness (E11)	47	7.9	5	11.9	3	5.6	16	16.2	0	0.0
A single parent (E12)	64	10.8	10	23.8	3	5.6	0	0.0	2	3.3
<b>Totals</b>	<b>592</b>	<b>100</b>	<b>42</b>	<b>100</b>	<b>54</b>	<b>100</b>	<b>99</b>	<b>100</b>	<b>60</b>	<b>100</b>

## APPENDIX 2

<b>SULLY</b>										
	<b>NO ISSUES</b>		<b>MILD ISSUES</b>		<b>MODERATE ISSUES</b>		<b>SERIOUS ISSUES</b>		<b>LEAD ISSUE</b>	
	<b>No.</b>	<b>%</b>	<b>No.</b>	<b>%</b>	<b>No.</b>	<b>%</b>	<b>No.</b>	<b>%</b>	<b>No.</b>	<b>%</b>
Domestic abuse (E1)	24	8.9	1	7.7	3	20.0	3	6.8	2	8.0
Learning difficulties (E2)	29	10.8	0	0.0	0	0.0	2	4.5	1	4.0
Mental Health (E3)	23	8.6	1	7.7	3	20.0	4	9.1	3	12.0
Alcohol issues (E4)	29	10.8	0	0.0	0	0.0	2	4.5	1	4.0
Drug use (E5)	29	10.8	1	7.7	1	6.7	0	0.0	0	0.0
Refugee (E6)	0	0.0	0	0.0	0	0.0	0	0.0	0	0.0
Physical mobility (E7)	21	7.8	1	7.7	4	26.7	5	11.4	4	16.0
Young & Vul. (E8)	24	8.9	3	23.1	1	6.7	3	6.8	2	8.0
Criminal justice (E9)	29	10.8	1	7.7	0	0.0	1	2.3	0	0.0
Homeless & potentially homeless (E10)	13	4.8	1	7.7	1	6.7	16	36.4	12	48.0
Chronic illness (E11)	24	8.9	4	30.8	1	6.7	2	4.5	0	0.0
A single parent (E12)	24	8.9	0	0.0	1	6.7	6	13.6	0	0.0
<b>Totals</b>	<b>269</b>	<b>100</b>	<b>13</b>	<b>100</b>	<b>15</b>	<b>100</b>	<b>44</b>	<b>100</b>	<b>25</b>	<b>100</b>

## APPENDIX 2

<b>WENVOE</b>										
	<b>NO ISSUES</b>		<b>MILD ISSUES</b>		<b>MODERATE ISSUES</b>		<b>SERIOUS ISSUES</b>		<b>LEAD ISSUE</b>	
	<b>No.</b>	<b>%</b>	<b>No.</b>	<b>%</b>	<b>No.</b>	<b>%</b>	<b>No.</b>	<b>%</b>	<b>No.</b>	<b>%</b>
Domestic abuse (E1)	8	10.3	0	0.0	1	25.0	0	0.0	0	0.0
Learning difficulties (E2)	7	9.0	0	0.0	0	0.0	2	15.4	1	14.3
Mental Health (E3)	4	5.1	2	50.0	1	25.0	2	15.4	2	28.6
Alcohol issues (E4)	8	10.3	0	0.0	1	25.0	0	0.0	0	0.0
Drug use (E5)	9	11.5	0	0.0	0	0.0	0	0.0	0	0.0
Refugee (E6)	0	0.0	0	0.0	0	0.0	0	0.0	0	0.0
Physical mobility (E7)	6	7.7	0	0.0	1	25.0	2	15.4	1	14.3
Young & Vul. (E8)	9	11.5	0	0.0	0	0.0	0	0.0	0	0.0
Criminal justice (E9)	9	11.5	0	0.0	0	0.0	0	0.0	0	0.0
Homeless & potentially homeless (E10)	5	6.4	1	25.0	0	0.0	3	23.1	3	42.9
Chronic illness (E11)	7	9.0	0	0.0	0	0.0	2	15.4	0	0.0
A single parent (E12)	6	7.7	1	25.0	0	0.0	2	15.4	0	0.0
<b>Totals</b>	<b>78</b>	<b>100</b>	<b>4</b>	<b>100</b>	<b>4</b>	<b>100</b>	<b>13</b>	<b>100</b>	<b>7</b>	<b>100</b>

**APPENDIX 3:**

**SUPPLY MAP**

**SUPPORTING PEOPLE REVENUE GRANT**

## APPENDIX 3

**a = adult & c = children**

Project ID	Support Provider	Landlord	Project model	Client Group	No of beds	Location	No of specified beds in project for women	No of specified beds in project for people with a physical disability	No of specified beds in project for black and minority ethnic groups	No supported	Turnover
SPRGFS 154	Gofal	Newydd HA	Floating Support	Mental Health	4	VOG	0	0	0	9a	225%
SPRGSUP 106	Hafod Care	Hafod HA	Supported Housing	Mental Health	5	Barry	0	0	0	7a	140%
SPRGSUP 107	Hafod Care	Newydd HA	Floating Support	Vulnerable Families	8	VOG	0	0	0	13a	163%
SPRGPR 135	Atal y fro	UWHA	Direct Access	Domestic Abuse	5	Barry	5	0	0	24a & 24c	480%
SPRGSUP 132	Gwalia Care & Support	Newydd HA	Supported Housing	Criminal Justice	4	Barry	0	0	0	9a	225%
SPRGPIP 152	Llamau	Vale of Glamorgan Council	Supported Housing	Young & Vulnerable	6	Barry	0	0	0	16a	267%
SPRGSUP 133	Gwalia Care & Support	Gwalia	Supported Housing	Criminal Justice	6	Barry	0	0	0	10a	167%
SPRGFS 131	Gwalia Care & Support	Hafod HA	Floating Support	Drug & Alcohol	3	VOG	0	0	0	5a	167%

## APPENDIX 3

Project ID	Support Provider	Landlord	Project model	Client Group	No of beds	Location	No of specified beds in project for women	No of specified beds in project for people with a physical disability	No of specified beds in project for black and minority ethnic groups	No supported	Turnover
SPRGFS 108	Taff Housing	Vale of Glamorgan Council Housing	Floating Support	All Groups	38 & 11 low	VOG	0	0	0	87a	178%
SPRGFS 108	Hafan Cymru	Vale of Glamorgan Council Housing	Floating Support	All Groups	18 & 4 low	VOG	0	0	0	52a	236%
SPRGFS 108	Atal y fro	Vale of Glamorgan Council Housing	Floating Support	All Groups	7 & 1 low	VOG	0	0	0	32a	400%
SPRGFS 108	Hafod Care	Vale of Glamorgan Council Housing	Floating Support	All Groups	32 & 22 low	VOG	0	0	0	95a	176%
SPRGFS 108	Gofal	Vale of Glamorgan Council Housing	Floating Support	All groups	22 & 4 low	VOG	0	0	0	52a	200%
SPRGFS 108	Llamau Housing Association	Vale of Glamorgan Council Housing	Floating Support	All Groups	20 & 3 low	VOG	0	0	0	64a	278%
SPRGFS 108	Gwalia Care & Support	Vale of Glamorgan Council Housing	Floating Support	All Groups	15 & 11 low	VOG	0	0	0	73a	281%

## APPENDIX 3

Project ID	Support Provider	Landlord	Project model	Client Group	No of beds	Location	No of specified beds in project for women	No of specified beds in project for people with physical disability	No of specified beds in project for black and minority ethnic groups	No supported	Turnover
SPRGFS 112	Gofal	Newydd HA	Floating Support	Mental Health	4	VOG	0	0	0	6a	150%
SPRGSUP 114	Hafod Care	Hafod HA	Supported Housing	Mental Health	6	Penarth	0	0	0	8a	150%
SPRGSUP 115/163	Hafod Care	Hafod HA	Floating Support	Substance Misuse	8	VOG	0	0	0	51a	638%
SPRGFS 116	Hafod Care	Hafod HA	Floating Support	Mental Health	10	VOG	0	0	0	14a	140%
SPRGSTH 118	Llamau	UWHA	Shared temp Hsg	Criminal Justice	2	Barry	0	0	0	11a	183%
SPRGSTH 118	Llamau	UWHA	Shared tem Hsg	Young & Vulnerable	4	Barry	0	0	0		
SPRGFS 119	Llamau	Newydd HA	Floating Support	Young & Vulnerable	12	VOG	0	0	0	17a	142%
SPRGFS 134	Gwalia Care & Support	Gwalia	Floating Support	Criminal Justice	3	VOG	0	0	0	3a	100%



## APPENDIX 3

Project ID	Support Provider	Landlord	Project model	Client Group	No of beds	Location	No of specified beds in project for women	No of specified beds in project for people with physical disability	No o specified beds in project for black and minority ethnic groups	No supported	Turnover
SPRGSUP 124	Hafod Care	Newydd HA	Floating Support	Vulnerable Families	1	Penarth	0	0	0	7a	140%
SPRGSUP 125	Hafod Care	Newydd HA	Floating Support	Vulnerable Families	1	Penarth	0	0	0		
SPRGSUP 126	Hafod Care	Newydd HA	Floating Support	Vulnerable Families	1	VOG	0	0	0		
SPRGSUP 127	Hafod Care	Newydd HA	Floating Support	Vulnerable Families	1	VOG	0	0	0		
SPRGSUP 128	Hafod Care	Newydd HA	Floating Support	Vulnerable Families	1	Barry	0	0	0		
SPRGSUP 166	The Wallich	Newydd HA	Supported Housing	Substance Misuse	9	Barry	0	0	0	19a	211%
SPRGFS 173	Hafod Care & Taff Housing	Various	Floating Support	Generic	12	Vale of Glamorgan	0	0	0	20a	167%
SPRGFS 174	Various	Various	Floating Support	Generic	18	Vale of Glamorgan	0	0	0	36a	200%
<b>Totals</b>					<b>342</b>		<b>5</b>	<b>0</b>	<b>0</b>		

## APPENDIX 3

Client Group	No Support-ed Housing	%	No of floating support	%	No Preventative & Crisis Intervention support	%	No of Direct Access	%	No of shared temporary accommodation	%	No of low level of ongoing support	%	Total	%
E1 women seeking refuge from domestic violence	0	0	12	5	0	0	5	100	0	0	1	1	18	5
E2 people with learning difficulties	0	0	9	4	0	0	0	0	0	0	6	9	15	4
E3 People with mental health problems	11	55	58	26	0	0	0	0	0	0	10	15	79	23
E4 People suffering from alcohol dependency	9	45	21	9	0	0	0	0	0	0	3	4	33	10
E5 People suffering from drug dependency														
E6 Refugees	0	0	0	0	0	0	0	0	0	0	0	0	0	0
E7 people with physical disability who require support	0	0	17	7	0	0	0	0	0	0	28	41	45	13
E8 Young single homeless people who require support and young people leaving care	0	0	31	14	0	0	0	0	12	55	1	1	44	13
E9 Ex Offenders	0	0	3	1	0	0	0	0	10	45	1	1	14	4
E10 People who are homeless and potentially homeless and in need of support	0	0	48	21	0	0	0	0	0	0	7	10	55	16
E11 People which chronic illness including AIDS, AIDS related conditions or who are HIV positive	0	0	6	3	0	0	0	0	0	0	6	9	12	4
E12 Vulnerable single parents who require support	0		22	10	0	0	0	0	0	0	5	7	27	8
<b>Total Number</b>	<b>20</b>	<b>100</b>	<b>227</b>	<b>100</b>	<b>0</b>	<b>0</b>	<b>5</b>	<b>100</b>	<b>22</b>	<b>100</b>	<b>68</b>	<b>100</b>	<b>342</b>	<b>100</b>

**APPENDIX 4:**

**SUPPLY MAP**

**SUPPORTING PEOPLE GRANT**

**SHELTERED HOUSING**

## APPENDIX 4

Name of Scheme	Landlord	Community Alarm Provider	Scheme Type	Total no of units	No of units specifically designed for women	No of units specifically designed for BME groups	No of units specifically designed for people with a physical disability	Number Housed	Turnover
Amherst Crescent/Phyllis Street	VGC	VGC	Lifeline	24	0	0	0	26	108%
Avon Close/Green Lane	VGC	VGC	Lifeline	27	0	0	0	31	115%
Belle Vue Close	VGC	VGC	Lifeline	12	0	0	0	12	100%
Brecon Ct/Cornwall Rd & Dyfan Rd	VGC	VGC	Sheltered	44	0	0	0	50	114%
Byrd Crescent	VGC	VGC	Lifeline	4	0	0	0	4	100%
Cae Stumpie	VGC	VGC	Lifeline	9	0	0	0	9	100%
Caernarvon Gardens	VGC	VGC	Lifeline	31	0	0	0	35	113%
Camrose Court	VGC	VGC	Lifeline	16	0	0	0	18	113%
Cardiff Road	VGC	VGC	Lifeline	4	0	0	0	4	100%
Castleland Street	VGC	VGC	Lifeline	7	0	0	0	7	100%
Catherine M/Queens & Masefield Rd	VGC	VGC	Lifeline	34	0	0	0	41	121%
Cedar Way	VGC	VGC	Lifeline	12	0	0	0	12	100%
Ceri Avenue	VGC	VGC	Lifeline	4	0	0	0	4	100%
Charlotte Street	VGC	VGC	Lifeline	4	0	0	0	4	100%
Crawshay Court	VGC	VGC	Sheltered	28	0	0	0	33	118%
Crawshay Drive	VGC	VGC	Sheltered	10	0	0	0	10	100%
Culver Close	VGC	VGC	Lifeline	13	0	0	0	13	100%
Cynan Close	VGC	VGC	Lifeline	4	0	0	0	4	100%
Cyril Street	VGC	VGC	Lifeline	4	0	0	0	4	100%
Dudley Place	VGC	VGC	Lifeline	12	0	0	0	12	100%
Earls Crescent	VGC	VGC	Lifeline	4	0	0	0	5	125%
Eifion Close	VGC	VGC	Lifeline	4	0	0	0	4	100%
Elfed Avenue	VGC	VGC	Lifeline	8	0	0	0	9	113%
Elm Grove	VGC	VGC	Lifeline	8	0	0	0	10	125%
Fairfield Crescent & Andrews Court	VGC	VGC	Lifeline	14	0	0	0	16	114%
Fairoaks, Vale Court/Plas Essyllt/Youldon House	VGC	VGC	Sheltered	99	0	0	0	114	115%
Glebe Street	VGC	VGC	Lifeline	4	0	0	0	4	100%

## APPENDIX 4

Name of Scheme	Landlord	Community Alarm Provider	Scheme Type	Total no of units	No of units specifically designed for women	No of units specifically designed for BME groups	No of units specifically designed for people with a physical disability	Number Housed	Turnover
Gower Court	VGC	VGC	Lifeline	16	0	0	0	20	125%
Gwenog Court & Cwm Parc	VGC	VGC	Sheltered	52	0	0	0	63	103%
Hadley House	VGC	VGC	Lifeline	1	0	0	0	1	100%
Harlech Gardens	VGC	VGC	Lifeline	40	0	0	0	46	115%
Henry Street	VGC	VGC	Lifeline	4	0	0	0	4	100%
Heol St Cattwg & Heol Llanbedr	VGC	VGC	Lifeline	6	0	0	0	7	117%
Hill Street & Tensing Terrace	VGC	VGC	Lifeline	19	0	0	0	21	111%
Holton Road	VGC	VGC	Lifeline	5	0	0	0	5	100%
Hunt Place	VGC	VGC	Lifeline	6	0	0	0	7	117%
Jewel Street	VGC	VGC	Lifeline	4	0	0	0	4	100%
Lennox Green, James & Cadoc Cresc	VGC	VGC	Lifeline	34	0	0	0	37	109%
Longmeadow Court	VGC	VGC	Sheltered	24	0	0	0	25	104%
Loveluck Court	VGC	VGC	Lifeline	5	0	0	0	6	125%
Main Street Flats	VGC	VGC	Lifeline	12	0	0	0	15	125%
Monmouth Way	VGC	VGC	Lifeline	16	0	0	0	18	113%
Manorbier Court	VGC	VGC	Lifeline	9	0	0	0	10	111%
Owain Court	VGC	VGC	Lifeline	22	0	0	0	24	109%
Parkland Walk	VGC	VGC	Lifeline	36	0	0	0	41	114%
Pendine Close & Skomer Road	VGC	VGC	Lifeline	20	0	0	0	22	110%
Plassey House	VGC	VGC	Lifeline	6	0	0	0	7	117%
Pontalun Close	VGC	VGC	Lifeline	57	0	0	0	63	111%
Porthkerry Road	VGC	VGC	Lifeline	4	0	0	0	4	100%
Proctor Close & Peterswell Road	VGC	VGC	Sheltered	34	0	0	0	38	112%
Purcell Road	VGC	VGC	Lifeline	8	0	0	0	8	100%
Ramsey Road, & Neyland Court	VGC	VGC	Lifeline	11	0	0	0	11	100%
Redlands Avenue	VGC	VGC	Sheltered	55	0	0	0	62	113%

## APPENDIX 4

Name of Scheme	Landlord	Community Alarm Provider	Scheme Type	Total no of units	No of units specifically designed for women	No of units specifically designed for BME groups	No of units specifically designed for people with a physical disability	Number Housed	Turnover
Redlands House	VGC	VGC	Sheltered	33	0	0	0	37	112%
Severn Avenue	VGC	VGC	Lifeline	30	0	0	0	36	120%
Somerset Road East & Pembroke Place	VGC	VGC	Lifeline	14	0	0	0	14	100%
Somerset Road West	VGC	VGC	Lifeline	8	0	0	0	9	113%
South View (1-4)	VGC	VGC	Lifeline	4	0	0	0	4	100%
South View II (20-23)	VGC	VGC	Lifeline	4	0	0	0	4	100%
Springfield Rise	VGC	VGC	Lifeline	8	0	0	0	9	113%
St Curigs Close	VGC	VGC	Lifeline	4	0	0	0	4	100%
St Govans Close	VGC	VGC	Lifeline	32	0	0	0	34	106%
St James Court & St Pauls Avenue	VGC	VGC	Lifeline	22	0	0	0	24	109%
Walker Road, Kent Green & Pardoe Crescent	VGC	VGC	Lifeline	29	0	0	0	31	107%
Warwick Way & Orchard Drive	VGC	VGC	Lifeline	8	0	0	0	9	113%
West, South, North Walk/Buttrills Walk, Devon Ave & Lower Pyke & Morel Street	VGC	VGC	Lifeline	66	0	0	0	74	112%
Phillipa Freeth Court	Newydd	VGC	Sheltered	44	0	0	0	45	102%
Arthur Davis Court	Newydd	VGC	Sheltered	31	0	0	0	36	116%
Ellis Fisher Court	Newydd	VGC	Sheltered	35	0	0	0	40	114%
Gwyn James Court	Newydd	VGC	Sheltered	25	0	0	0	28	112%
Ty Cerrig	Newydd	VGC	Sheltered	12	0	0	0	18	120%
Copperfield Court	Newydd	VGC	Sheltered	15	0	0	0	12	100%
Hanover Court (Barry)	W&WHA	W&WHA	Sheltered	55	0	0	0	56	102%
Hanover Court (Dinas Powys)	W&WHA	W&WHA	Sheltered	25	0	0	0	26	104%
Oak Court	W&WHA	W&WHA	Sheltered	42	0	0	0	51	121%
St Donats Court	W&WHA	W&WHA	Sheltered	6	0	0	0	7	117%
<b>TOTAL</b>	<b>All</b>	<b>All</b>	<b>All</b>	<b>1502</b>	<b>0</b>	<b>0</b>	<b>0</b>	<b>1672</b>	<b>111%</b>

**APPENDIX 4: SUPPLY MAP**  
**(SUPPORTING PEOPLE GRANT**  
**SHELTERED HOUSING)**

**Summary Information of Sheltered Housing Schemes**

Scheme type	No of Units	% of total
Grouped sheltered housing (e.g. category 2)	441	65.92
Dispersed sheltered housing (e.g. category 1)	228	34.08
Floating support	0	0
Specialist sheltered housing	0	0
<b>Total no of sheltered housing units</b>	<b>669</b>	<b>100%</b>

**Summary Information of Community Alarm Scheme**

Scheme type	No of Units	% of total
Vale Community Alarm Service	1374	91.5
Wales & West Housing Association	128	8.5
<b>Total</b>	<b>1502</b>	<b>100%</b>

**APPENDIX 5:**  
**SUPPLY MAP**  
**SUPPORTING PEOPLE GRANT**  
**COMMUNITY CARE**



## APPENDIX 5

### Appendix 5: Supply Map (SPG Community Care)

#### Supply Map Community Care Services – Part One: Basic Data Current Provision

Project ID	Support Provider	Landlord	Project Model	Client Group	No of beds	No Housed	Turnover
SPGSUP 013	Lifeways	Newydd HA	Shared Housing	Learning Disability	3	2	100%
SPGSUP 015	Lifeways	Newydd HA	Shared Housing	Learning Disability	4	4	100%
SPGSUP 016	Lifeways	First Choice	Shared Housing	Learning Disability	4	4	100%
SPGSUP 173	Lifeways	First Choice HA	Shared Housing	Learning Disability	1	1	100%
SPGSUP 141	Reach	VGC	Shared Housing	Learning Disability	1	1	100%
SPGSUP 105	P Graddon	P Graddon	Shared Housing	Learning Disability	1	1	100%
SPGSUP 172	Lifeways	UWHA	Supported Housing	Learning Disability	5	5	100%
SPGFS 121	P Huish	P Huish	Shared House	Learning Disability	1	1	100%
SPGSUP 101	Reach	UWHA	Shared Housing	Learning Disability	3	2	100%
SPGSUP 102	Lifeways	Newydd	Shared Housing	Learning Disability	4	4	100%
SPFS 145	Lifeways	VGC	Floating Support	Learning Disability	2	2	100%
SPGFS 144	Lifeways	VGC	Floating Support	Learning Disability	2	2	100%
SPGPIP 136& 166	Innovate Trust	First Choice HA	Shared Housing	Learning Disability	6	6	100%
SPGSUP 146	Lifeways	VOGC	Shared Housing	Learning Disability	2	2	100%
SPGSUP 173	Lifeways	Private Landlord	Floating Support	Learning Disability	1	1	100%
SPGSUP 167	Lifeways	VOGC	Shared Housing	Learning Disability	1	1	100%
SPGSUP 109	Lifeways	Newydd HA	Shared Housing	Learning Disability	3	3	100%

## APPENDIX 5

### Appendix 5: Supply Map (SPG Community Care)

Project ID	Support Provider	Landlord	Project Model	Client Group	No of beds	No Housed	Turnover
SPGSUP 110	Lifeways	VGC	Shared Housing	Learning Disability	3	2	100%
SPGSUP 111	Lifeways	Hafod HA	Shared Housing	Learning Disability	3	3	100%
SPGSUP 100	Lifeways	Newydd HA	Shared Housing	Learning Disability	2	2	100%
SPGSUP 018	Various	Various	Shared Housing	Generic	10	10	100%
SPGSUP 103	Reach	UWHA	Shared Housing	Learning Disability	4	4	100%
SPGSUP 104	Reach	UWHA	Shared Housing	Learning Disability	3	3	100%
SPGSUP 122	Lifeways	UWHA	Shared Housing	Learning Disability	2	2	100%
SPGSUP 123	Lifeways	UWHA	Shared Housing	Learning Disability	3	3	100%
SPGSUP 139	Innovate	Hafod HA	Shared Housing	Physical Disability	3	3	100%
SPGSUP 154	OHT	Mr Cory	Shared Housing	Learning Disability	1	1	100%
SPGSUP 168	Reach	Reside HA	Shared Housing	All	2	2	100%
SPGSUP 169	Lifeways	Private Owner	Shared Housing	Learning Disability	2	2	100%
SPGSUP 170	Lifeways	Pink Horse	Shared Housing	Learning Disability	3	3	10%
<b>Totals</b>					<b>85</b>	<b>82</b>	

## APPENDIX 5

### Appendix 5: Supply Map (SPG Community Care)

#### Part Two – Summary Information of Community Care Projects

Client Group	No of shared Housing	%	No of Floating Support	%	No of other models	%	Totals	% of total figure below
People with learning disabilities	65	81	5	100	0	0	70	82
People with mental ill health	0	0	0	0	0	0	0	0
Others	15	19	0	0	0	0	15	18
<b>Total No</b>	<b>80</b>	<b>100</b>	<b>5</b>	<b>100</b>	<b>0</b>	<b>0</b>	<b>85</b>	<b>100</b>

## **CONTACT US:**

### **VALE OF GLAMORGAN COUNCIL**

**Supporting People Team  
Housing Division  
Legal, Public Protection & Housing Services  
Civic Offices  
Holton Road  
Barry  
Vale of Glamorgan  
CF63 4RU**

**Phone: 01446 709793**

**Fax: 01446 709841**

**Email: [SupportingPeople@valeofglamorgan.gov.uk](mailto:SupportingPeople@valeofglamorgan.gov.uk)**