



THE VALE of GLAMORGAN CHILDCARE SUFFICIENCY ASSESSMENT

2016-2017



www.valeofglamorgan.gov.uk

Conducting the Assessment – Childcare Sufficiency Assessment

As well as establishing a baseline of provision, the Childcare Sufficiency Assessment will enable Local Authorities to:

- measure the nature and extent of the need for, and supply of, childcare in the area
- identify gaps in the market and plan how to support the market to address them

A template has been produced to support a corporate appraisal of the matters that need to be taken into account as set out in the Statutory Guidance.

The Childcare Sufficiency Assessment must demonstrate that the Local Authority has taken into account and assessed the matters set out in The Childcare Act 2006 (Local Authority Assessment) (Wales) Regulations 2016 and the Statutory Guidance.

Local Authorities might consider structuring the Childcare Sufficiency Assessment in the following way and as a minimum address all the identified sections.

Principal Statement

The Local Authority has traditionally taken a very positive approach to childcare across the Vale of Glamorgan. Whilst a number of Local Authorities in Wales decided to disband their Early Years Development & Childcare Partnership (EYDCP), member of the Vale's EYDCP were keen for the group to remain in place so that partners and organisations could continue sharing information about local issues and developing national initiatives. The EYDCP meet 3 times a year.

The Vale of Glamorgan EYDCP remains very informed about the demand, accessibility and availability of the childcare needs within its boundaries. Through, working in partnership with the private, voluntary, independent, community and maintained sector, it has shaped and secured children's services whilst having responsibility and a lead role in co-ordinating services and has focussed in particular on the provision of:

- Sufficient, sustainable and flexible childcare that is responsive to parents' needs; and
- Information, advice and assistance relating to childcare to parents, prospective parents and those with parental responsibility or care of a child.

As a key partner, the Vale's Family Information Service (FIS) is a one stop shop for families living in the Vale and people working with families. They provide information on a number of different subjects including: Childcare, parent & toddler groups, holiday care schemes etc. The FIS plays a pivotal role in the Vale when deliberating childcare and have a dedicated page on their website.

The Vale supported the initial pilot of the Foundation Phase in 2 settings in the Vale – one within a maintained setting and one in a Cylch Meithrin non-maintained setting. The Vale's Early Years advisory teacher for the Foundation Phase supports and assists 6 non-maintained Early Education settings registered with CSSIW and Estyn.

The Council recently submitted an expression of interest to be an early implementer with regards to the new 30 hour Childcare Offer. As one of Wales' most diverse local authority areas, the Council is keen to ensure that the interests of children and young people are reflected in the services they provide. Unfortunately the Vale was unsuccessful for the pilot project.

The Local Authority also offers a number of schemes that support children into childcare and to help sustain current childcare. These include; the Assisted Places Scheme and grants to childcare providers to support their sustainability. Further information on these schemes can be found in the Sustainability section 11 of this document.

Recently the Vale of Glamorgan introduced an Early Years Quality & Monitoring Officer, who will visit both registered and unregistered childcare settings, providing advice and guidance relating to the development and support of current childcare and early years provision.

Acknowledgements

This report has been compiled by the Early Years Development & Childcare Partnership, Family Information Service and Performance and Development team within the Vale Council.

In compiling this document our thanks go to:

Colleagues within the Vale of Glamorgan Council including –

Regeneration and Planning

Children & Young People's Services

Child Health & Disability Team

School Improvement and Inclusion

Sports and Play Development

Flying Start

Performance and Development Services

To respondents for completing consultations/questionnaires:

Cardiff and Vale Safeguarding Children's Board

PACEY Cymru

Clybiau Plant Cymru Kids' Clubs

Jobcentre Plus

Mudiad Meithrin

Wales Pre-School Providers Association
Cardiff and Vale College
Schools in the Vale of Glamorgan
Neighbouring Local Authorities

Thanks to Care and Social Services Inspectorate for Wales (CSSIW) for providing Self-Assessment of Service Statement (SASS) data to support with supply of childcare and workforce sections of the document.

And Finally,

Our most grateful thanks must go to the parent s/carers, children & young people, employers and childcare providers who attended focus groups, completed questionnaires and face to face interviews.

Contents

Page

1. Introduction/ Context.....	6
2. Partnership Working and Consultation.....	8
3. The Childcare Sufficiency Assessment and Local Well Being Needs Assessment.....	9
4. Population.....	11
5. Overview – Childcare Types, Services and Places.....	25
6. Supply of Childcare.....	38
6.1. Childminder.....	39
6.2. Full Day Nursery.....	57
6.3. Sessional Day Care.....	69
6.4. Crèches.....	81
6.5. Out of School Care.....	81
6.6. Open Access Play Provision.....	97
6.7. Nanny.....	99
7. Understanding the Needs of Parents/ Carers.....	100
8. Free Nursery Education and Flying Start Provision	147
9. Free Breakfast Club provision.....	155
10. Working Tax Credit/ Universal Credit and Employer Supported Childcare/ Tax Free Childcare.....	157
11. Sustainability.....	165
12. Cross Border.....	169
13. Workforce Development and Training.....	170
14. Results of Consultation with Stakeholders (as outlined in section 2).....	184
15. Summary - Gap Analysis & Areas for Improvement.....	210
16. Feedback from Public Consultation.....	222
17. Action Plan.....	223

1. Introduction/ Context

There have been a number of challenges, some of which are mentioned below, in undertaking this Childcare Sufficiency Assessment. This included the new Welsh Government CSA template designed so that a more generic approach to assessments could be achieved. The parental questionnaire was also reviewed to try to make it more straightforward for both parents and 'parents to be' to complete. However, the variety of options for parents completing it actually made it more arduous and confusing.

To alleviate work the Care and Social Services Inspectorate for Wales (CSSIW) collated information via their SASS forms on behalf of Local Authorities. This would enable Local Authorities to complete relevant data sets for the supply of childcare and give an overview of the local childcare. To gain a clear picture, 100% of childcare providers needed to reply. Unfortunately the data was delayed coming to Local Authorities and with only a 76% return. This means that an accurate picture of childcare cannot be provided within this assessment. Staff time dedicated to the assessment again has proved excessive and demanding.

The 76% return rate has also added a further challenge when looking at the Workforce data. The return rate means it is not possible to provide a full overview of staff qualifications, training undertaken and future training needs. However, it has been possible to draw some figures to work from – further details are available within the workforce section of the document.

The Childcare Sufficiency Assessment looks at a number of different components in order to assess sufficiency and compile this report. The assessment will need to take into account the current supply of childcare in the Vale of Glamorgan (including type, quantity of provisions, location, costs, places available, choice) and the gaps in childcare (including location, choice, barriers to take up provision, places unavailable).

In order to carry out this assessment and gather the information required to achieve and deliver a successful Childcare Sufficiency Assessment and Action Plan, it has been crucial to look at many different areas including:

- Consultation with parents/carers
- Consultation with Schools
- Consultation with employers
- Consultation with Providers
- Consultation with Children & Young People

- Consultation with wider stakeholders (e.g. Local Safeguarding Children's Board, Jobcentre Plus, Child Health and Disabilities team, Mudiad Meithrin (MM), Wales Pre-School Providers Association (Wales PPA), Clybiau Plant Cymru Kids' Clubs, National Day Nursery Association (NDNA), PACEY, Welsh in Education Strategic Planning WESP etc.).

Unfortunately not all key groups have responded to consultation requests which are both disappointing and unfortunate as the assessment provides an opportunity for these groups to give their views and opinions.

An Action Plan will be devised using data from the gaps analysis within this Childcare Sufficiency Assessment and will be presented to members of the Early Years Development & Childcare Partnership and/or other key partners for ratification. An agreement will need to be reached as to roles and responsibilities in fulfilling actions along with the resources that are available.

The Action Plan is discussed every 6 months to ensure that targets are being reached and if any consideration needs to be taken in terms of re-vising targets.

2. Partnership Working and Consultation

This section should demonstrate to what extent the stakeholders, as considered appropriate, identified at schedule 2 of the Statutory Guidance were involved in the undertaking of the Assessment and the development of the action plan. It should describe how the Local Authority has obtained the views of stakeholders and how the information has been analysed and used to inform future plans.

In particular, in line with schedule 2, reference must be made to the following:

- Safeguarding Children Board.
- Welsh Medium Education Forum
- Play Monitoring Group
- Job Centre Plus Offices

Reference should also be made to what engagement has taken place with:

- Relevant Local Authority Departments
- Umbrella/ Partner Organisations
- CSSIW
- Family Information Services
- Neighbouring Local Authorities
- Schools in the Vale of Glamorgan

Further information relating to Partnership working and Consultation, can be found in Section 14

3. The Childcare Sufficiency Assessment and Local Well Being Needs Assessment

Well-being Assessment

For the purposes of the Well-being Assessment and to assist us to gain a better understanding of the well-being of communities in the Vale of Glamorgan we have considered the area as a whole and also split the county in to three areas.

The three areas are Barry, the Western Vale and the Eastern Vale and the parts of the Vale that have been included in the three different areas are shown below and are listed by electoral ward. Community profiles for each of the three areas are also available. The areas are of a similar population size and reflect how services are currently planned and delivered by partner organisations within the Public Service Board.

Barry	Eastern Vale	Western Vale
Dyfan	Dinas Powys	St. Bride's Major
Gibbonsdown	Sully	Llandow/Ewenny
Court	Llandough	Llantwit Major
Cadoc	Cornerswell	Cowbridge
Illtyd	St. Augustine's	Peterston – Super - Ely
Buttrills	Stanwell	St Athan
Baruc	Plymouth	Rhose
Castleland		Wenvoe

The three areas listed above are the areas that we have concentrated on when examining certain elements of the assessment. For instance in the parental questionnaire data, extracted from the SNAP survey, some ward level response rates were so few that it was not providing a meaningful amount of detail to be of any value. Therefore, putting the information into the three areas provided a much clearer picture.

When gathering data and information for the Childcare Sufficiency Assessment (CSA), unfortunately the Vale of Glamorgan's Well-being assessment is still at a DRAFT stage where not all information could be extrapolated to inform the CSA. However, a copy of the CSA will be provided to the Public Service Board for the purpose of the Local Well-being needs assessment once completed.

The Well-being Assessment has however, provided information regarding Population and Demographics which can be found in Section 4 – Population.

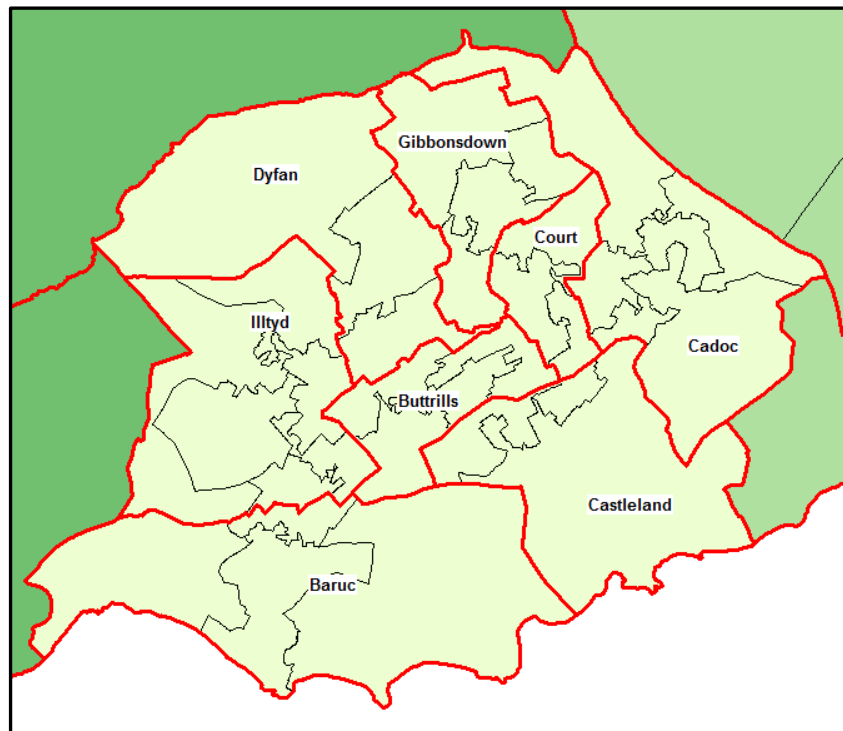
4. Population

This section should include a profile of the borough wide area including demographics. In particular in line with the Regulations the Assessment must include details of:

Profile of the Vale of Glamorgan

For the purposes of the Well-being Assessment and to gain a better understanding of our communities in the Vale of Glamorgan we have divided the area in to three communities, Barry, Western Vale and Eastern Vale as mentioned above in Section 3. These community profiles have been developed to complement the Vale of Glamorgan profile and we will continue to enhance these profiles as part of our ongoing engagement through the Public Services Board. The profile brings together a range of information about the area including population data, details of projects and assets within the community; it is not intended to be a directory of services but provides some key information about the area. This community profile focuses on the area of Barry as detailed in the map below and the area is made up of the following wards:

- Dyfan
- Gibbonsdown
- Court
- Cadoc
- Illtyd
- Buttrills
- Baruc
- Castleland



Community Area Characteristics

Community profile reports will be produced for each area exploring the characteristics of the area in more detail and providing an overview of the assessment's key findings for that area. It is important to recognise the differences that exist within the Vale of Glamorgan and both between and within community areas.

A useful measure of variation in the characteristics of a population is the Census 2011 Output Area Classification dataset. This has been developed by the University College London (UCL) in partnership with the Office for National Statistics (ONS) and aims to group together geographic areas according to key characteristics common to the population in that grouping (called clusters) that are derived from Census 2011 data.

60 variables were used to construct the classifications under the headings of 'Demographic Structure', 'Household Composition', 'Housing', 'Socio-economic' and 'Employment'.

These classifications are produced on Output Area (OA) geographies, and therefore contained around 150 households on Census day (27 March 2011). These are broken down into eight 'super groups', 26 'groups' and 76 'subgroups'.

To demonstrate the disparity between the relatively dense areas of Barry, Penarth and Llantwit Major compared to the remainder of the Vale of Glamorgan the classification is limited to areas where there are buildings present.

Eastern Vale

There is a clear north/south divide in Penarth between 'Constrained City Dwellers' and 'Suburbanites'. The former tending to have higher levels of unemployment, lower levels of qualification, and a higher proportion of people whose day-to-day activities are limited than nationally. The latter being more likely to have individuals with a higher-level of qualification than the national average and lower unemployment levels.

Barry

In Barry, there are a number of OAs classed as 'Hard-pressed Living'. Within this classification rates of unemployment are more likely to be above the national average; households are more likely to live in socially rented accommodation; and there is likely to be a smaller percentage of people with higher-level qualifications.

Western Vale

Within the Western Vale, there are areas classed as 'Hard-pressed Living' located around St. Athan and Llantwit Major. Other areas in the Western Vale are generally either classed as 'Rural Residents' or 'Suburbanites'.

Population data and key statistics for the area

Note – Data in the following table is based on 2011 Census figures unless otherwise stated. Therefore these figures could differ slightly from those published elsewhere.

The following table provides a comparison **between** our community areas for a range of key statistics.

	Barry	Eastern Vale	Western Vale	Vale of Glamorgan	Wales
Demography and Dynamics					
Resident Population (June 2015)	52,200	36,800	38,500	127,500	3,099,086
Area (Hectares)	1,845	3,542	27,699	33,095	2,073,511
Population Density (number of persons per hectare)	27.8	10.3	1.4	3.8	1.5
% Population Aged 0-15	20.5	17.4	18	18.9	18.2
% Population Aged 16-24	11.2	9.2	10.8	10.5	12.2
% Population Aged 16-64	64.3	61.4	62.4	62.9	63.5
% Population Aged 65+	15.2	21.2	19.6	18.3	18.4
% Population Aged 3+ Able to Speak Welsh	11.1	10.5	10.8	10.8	19
% Population Whose Day-to-Day Activities are Limited	22.4	20.1	17.7	20.3	22.7
Employment					

	Barry	Eastern Vale	Western Vale	Vale of Glamorgan	Wales
% JSA Claimants	3.6	1	1.4	2.2	2.8
% Population Employed in Professional Occupations	12	24.6	20.3	18.3	15.8
Tenure (Percentages may not tally to 100% as other tenure options are available)					
Number of Households	22,167	15,833	15,505	53,505	1,302,676
% Owned Outright	26.9	40.1	42.9	35.8	33.4
% Owned with Mortgage/Loan	36.9	36.2	37.3	36.8	32
% Social Rented - Local Authority	11.5	4.7	4.7	7.5	9.9
% Social Rented - Other	7.1	3.8	1	4.4	6.7
% Private Rented	14.8	12.2	10	12.7	12.7
Household Composition					
% Lone Pensioner Households	12.2	15.3	12.4	13.2	13.7
% Lone Parent Households	14.5	9.4	8.5	7.5	7.5
Household Facilities					
% Households No Access to a Car or Van	27	17.4	10.6	19.4	22.9
% Households with No Central Heating	1.9	2	1.1	1.7	2.3

Projected Population figures for the Local Authority area

The population of the Vale of Glamorgan as per 2015 mid-year estimates based on 2011 Census data was just under 128,000. Of these, approximately 51% are female and 49% male.

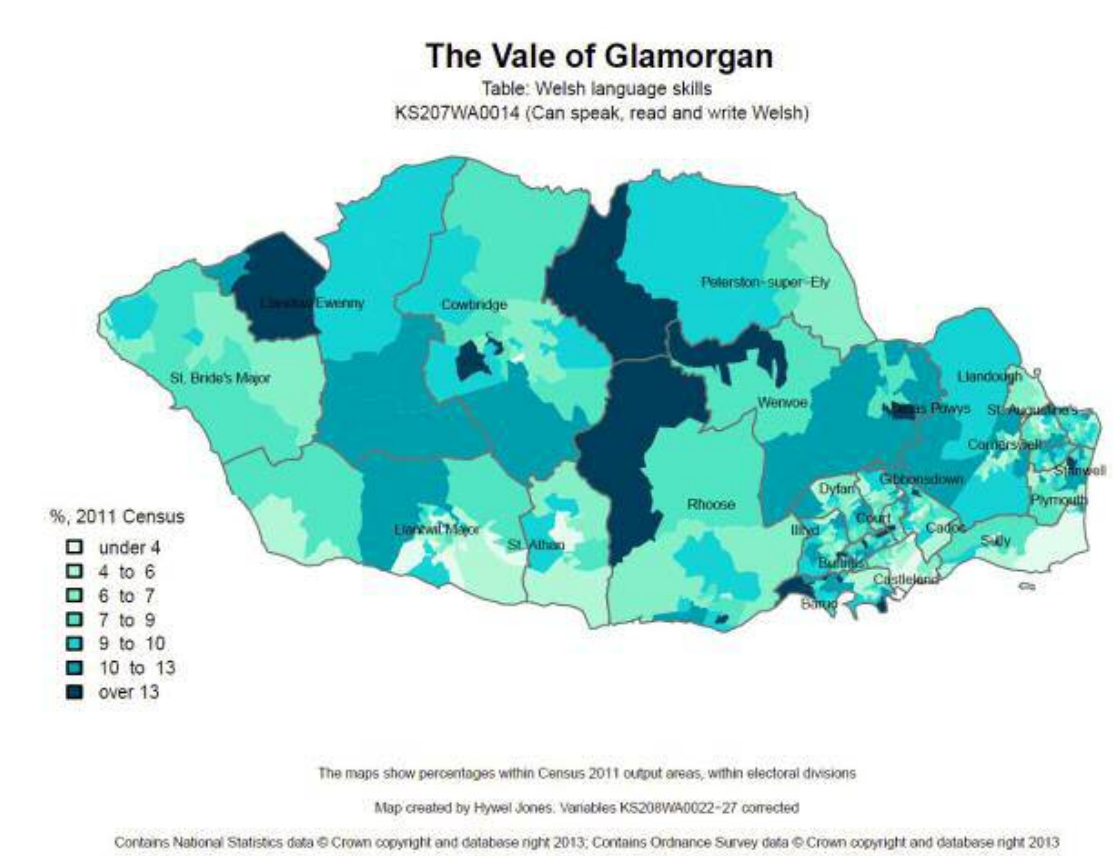
The Vale has a similar age profile of population as the Welsh average with 18.5% of the population aged 0-15, 61.1% aged 16-64 and 20.4% aged 65+. Population projections estimate that by 2036 the population aged 0-15 and aged 16-64 will decrease. The Vale also has an ageing population with the number of people aged 65+ predicted to significantly increase and be above the Welsh average.

Currently, the percentage of the Vale's population reporting activity limitations due to a disability is one of the lowest in Wales.

2.8% of the Vale's population reported being of a non-white background and 6% of the overall population reported being non-UK born. Of these, 33% arrived after 2004. With regards to the Vale's migrant population, 59% reported being non-EU born, 14% Accession Country born and 27% EU-14 born. The Vale had a negative internal migration balance in 2015, internal migration refers to people moving between UK countries. In the Vale more people moved to other UK countries than moved into the area from UK countries.

With regards to the Welsh language only 3% of residents report being able to speak Welsh fluently, with 87% not being able to speak any Welsh. The remaining 10% had varying degrees of Welsh language speaking ability. Of the small proportion of the population who can speak Welsh, 25% reported using Welsh on a daily basis.

The map below shows how the level of Welsh language skills varies across the Vale of Glamorgan.



The main trends and factors likely to affect those figures

The Council's Local Development Plan 2011 – 2026 identifies a future dwelling requirement using the Welsh Government population and household projections as the starting point for considerations. Additional allowances are made for the impact of economic growth aspirations of the Plan (including developments at the St Athan and Cardiff Airport Enterprise Zone) and an allowance to address the affordable housing needs as follows:

Components of the Vale of Glamorgan Dwelling Requirement 2011-26	
	Dwellings
2011-based 10-year average migration Population and Household Projection	7,399
Potential economic growth impact – 1,540 households, multiplied by 1.04 household to dwelling conversion ratio	1,602
Allowance for additional affordable housing provision	459
Housing requirement	9,460

In addition, a 10% flexibility allowance has been included in the Plan's housing supply, providing a total housing land supply of 10,408 dwellings to 2026 (Policy MG1). Once existing planning permissions and typical 'windfall' development allowances are taken account of the Plan allocates housing land for 8,525 dwellings (Policy MG2). The location of this development is centred in the 'south east zone' of the Vale of Glamorgan and in the other sustainable settlements identified in the Plan's settlement hierarchy.

The housing allocations can be viewed on the Deposit Draft LDP Proposals Map:
http://myvale.valeofglamorgan.gov.uk/LDP_FullScreen.html

It should be noted that four new and amended housing allocations were included as part of the Matters Arising Changes to the LDP and these can be seen here: <http://www.valeofglamorgan.gov.uk/Documents/Living/Planning/Policy/LDP/Action-Points/HS23-AP5-Amended-Sept-2016.pdf>

In addition, the distribution of housing allocations in the Deposit Plan is shown figure 1 below which is taken from the Housing Supply Background Paper 2013. Please note that these figures will have been affected by the new and amended allocations proposed in 2016 as part of the Matters Arising Changes.

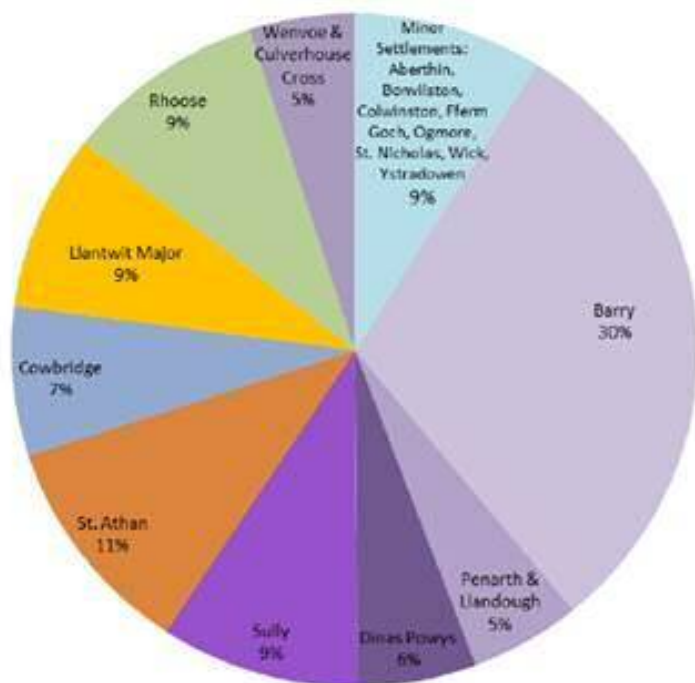


Figure 1: Spatial Distribution of Housing Allocations

Further details of the household and population projections can be found in the following document: **SD23 - Housing Provision background paper (2015)** Table 7 below provides a comparison of previous projects against the 2011-based 10-year average migration figures (in the right hand column) that formed the starting point for future consideration.

Table 7 - Population Projections Summary Table for the Vale of Glamorgan

Type	Year	2006-based - WG Principal	2008-based - WG Principal	2008-based - LDP Preferred - Option 1 (Excluding Contingency)	2011-based - WG Principal	2011-based - WG 10Yr Av Migration
Population	2006	123,275	-	-	-	-
	2008	125,115	124,123	124,123	-	-
	2011	128,083	126,654	125,804	126,679	126,679
	2016	133,278	130,992	130,062	128,944	130,190
	2021	138,604	135,534	134,540	130,978	133,490
	2026	143,589	139,729	138,686	132,529	136,281
Population Change between 2011-2026=		15,506	13,075	12,882	5,850	9,602
Households	2006	51,778	-	-	-	-
	2008	53,157	52,818	52,818	-	-
	2011	55,342	54,804	54,454	53,620	53,620
	2016	59,174	58,236	57,875	55,618	56,139
	2021	62,822	61,486	61,094	57,529	58,566
	2026	66,131	64,365	63,935	59,179	60,738
Households required between 2011-2026=		10,789	9,561	9,481	5,559	7,118
Dwellings	2006	54,343	-	-	-	-
	2008	55,791	55,434	55,434	-	-
	2011	58,084	57,519	57,152	55,738	55,738
	2016	62,105	61,121	60,742	57,815	58,357
	2021	65,935	64,532	64,121	59,801	60,879
	2026	69,407	67,554	67,102	61,517	63,138
Dwelling required between 2011 - 2026 =		11,323	10,034	9,950	5,778	7,399
WG Household to Dwelling conversion ratio 1:1.04		11,220	9,943	9,860	5,781	7,403

Note: shaded cells have been identified as they are the base year for each projection.

In addition, details of average household size and shows the average household size is 2.32 in 2011 and is forecast to reduce to 2.20 in 2026.

As part of the population projection process, any 'special populations' which are static and are institutional e.g. full time students 18 and over, resident members of the armed forces and prisoners have been taken account of. This would include the static or 'transient' populations you mention at RAF St Athan and the Aerospace Business Park.

In summary, Local Authority calculations are carried out in the following way by for each year -

- Taking the previous year's population;
- Taking special population (sub sets of population known as 'static populations' such as Prisoners, School Boarders and Armed Forces) out of the equation;
- Ageing the population by one year;
- Adding births and subtracting deaths;
- Allowing for inward and outward migration and
- Adding back in the special population.

The demographic information should be drawn from the information captured by local authorities in developing their Local Well Being Needs Assessment.

Demographic information has been taken from the DRAFT Well-being needs assessment as which is included in the Population Profile above.

Population figures (current and projections) by ages of children

Information on the population figures for the Vale of Glamorgan can be found in this Section under Profile of the Vale of Glamorgan

Live birth rates

Data sourced from the Office for National Statistics, publicised Live Births for 2015 and are specified as a total of 1,333; 687 (52%) male and 646 (48%) female.

The table below shows a trend in Live Birth rates over the past 5 years.

Vale of Glamorgan (year)	Total Live Births	Male births	Female births
2015	1,333	687	646
2014	1,265	650	630
2013	1,368	733	638
2012	1,370	698	672
2011	1,457	725	732

Information on the number of children with special education needs or disabilities

The number of children of compulsory school age in the Vale, who have a special educational need, according to the PLASC return January 2016, is **3,642**, which is **21.6%** of the overall school population. This is either through a Statement, School Action Plus or School Action, all of which mean that additional support is required in school.

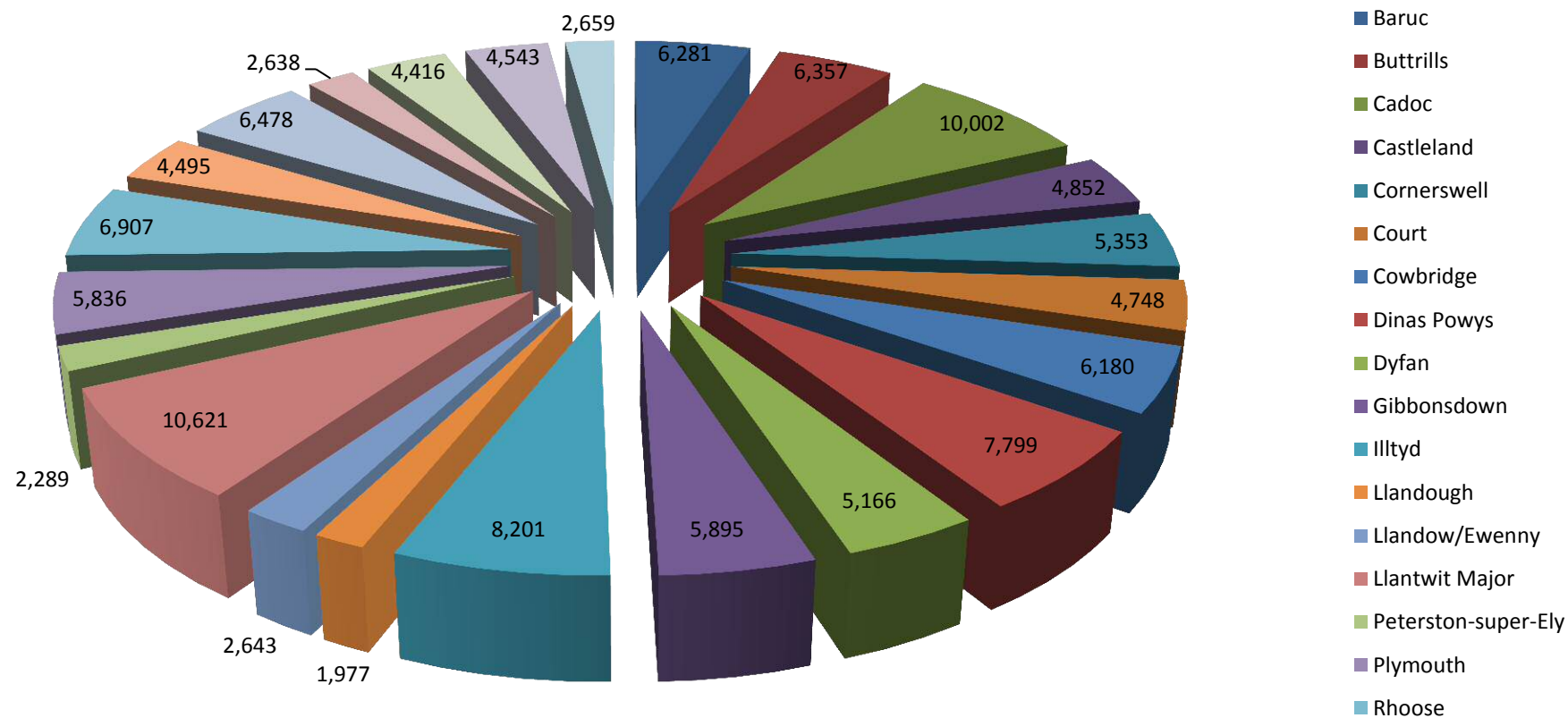
There are a total number of **437** children that are registered on the Vale's Disability Index. The purpose of the Disability Index is to ensure that families of children and young people with disabilities and additional needs are kept up to date with relevant information which may be beneficial. It also assists service providers in planning their services for children and young people with disabilities and additional needs.

Number of working households with dependent children

population	All parents aged 16 and over with dependent children							
units	Persons							
date	2011							
area type	2011 census merged local authority districts							
area name	The Vale of Glamorgan							
dependent children	All categories: Dependent children in family							
Economic Activity	All categories: Family status by number of parents working	Couple family: Total	Couple family: Both parents working	Couple family: One parent working	Couple family: No parents working	Lone parent family: Total	Lone parent family: Parent working	Lone parent family: Parent not working
All categories: Economic activity	26,948	22,318	15,894	5,145	1,279	4,630	2,932	1,698
Economically active: Total	22,625	19,284	15,894	3,079	311	3,341	2,932	409
Economically active: In employment: Total	21,401	18,469	15,894	2,575	0	2,932	2,932	0
Economically active: In employment: Employee: Total	18,110	15,457	13,343	2,114	0	2,653	2,653	0
Economically active: In employment: Employee: Part-time (including full-time students)	6,371	4,801	4,323	478	0	1,570	1,570	0
Economically active: In employment: Employee: Full-time (including full-time students)	11,739	10,656	9,020	1,636	0	1,083	1,083	0
Economically active: In employment: Self-employed: Total	3,291	3,012	2,551	461	0	279	279	0
Economically active: In employment: Self-employed: Part-time (including full-time students)	975	833	729	104	0	142	142	0
Economically active: In employment: Self-employed: Full-time (including full-time students)	2,316	2,179	1,822	357	0	137	137	0
Economically active: Unemployed (including full-time students)	1,224	815	0	504	311	409	0	409
Economically inactive: Total	4,323	3,034	0	2,066	968	1,289	0	1,289
Economically inactive: Retired	301	226	0	110	116	75	0	75
Economically inactive: Student (including full-time students)	277	162	0	120	42	115	0	115
Economically inactive: Looking after home or family	2,421	1,800	0	1,405	395	621	0	621
Economically inactive: Long-term sick or disabled	897	585	0	276	309	312	0	312
Economically inactive: Other	427	261	0	155	106	166	0	166

Number of families from ethnic minority backgrounds

The table below shows the number of families from ethnic minority backgrounds in the Vale of Glamorgan



Data source: Office for National Statistics

Number of Welsh language speakers and learners

Although there was an overall decline in the number of Welsh speakers in Wales between 2001-2011, the census results for 2011 show that there was an increase in the number of people able to speak Welsh in the Vale of Glamorgan, but a slight decrease in percentage terms, as the table below shows:

The Table below shows: Number and Percentage of Welsh Speakers in 2001 and 2011

	Number of Welsh Speakers		Percentage of Welsh Speakers	
	2001	2011	2001	2011
Vale of Glamorgan	12,994	13,189	11.3	10.8
Wales	582,368	562,016	20.8	19.0

The figures show that there were 195 more Welsh speakers in the County Borough in 2011 than in 2001, however the proportion of Welsh speakers has decreased slightly by 0.5% which reflects the overall growth in the population of the Vale over the last ten years.

The Council has implemented three Welsh Language Schemes during the last 10 years and is committed to continuing to provide a comprehensive service to Welsh speakers in the area. The Council has produced a new 5 year strategy to promote the use of the Welsh language in the Vale – this is currently in DRAFT form and out for public consultation. The closing date for responses is 20 January 2017.

5. Overview – Childcare Types, Services and Places

5.1 Number of Childcare Providers & Type of Services (Registered and Unregistered/ Approved)

Childcare Type	Registered	Unregistered/ Approved)	Childcare Services Offered	Registered (those who completed the SASS data)	Unregistered/ Approved
Childminder	166 (122 completed SASS)		Full day care throughout the year	113	
			Half day care throughout the year	96	
			Before school	101	
			After school	106	
			Wrap Around	70	
			Holiday Provision	96	
			Other	1	
Day Care					
Full Day Care	26 (20 completed SASS)		Full day nursery throughout the year	18	
			Half day nursery throughout the year	15	
			Before school	8	
			Morning Playgroup/ Cylch Meithrin	3	
			Afternoon Playgroup/ Cylch Meithrin	2	
			After school	9	
			Wrap Around	12	
			Lunch	0	
			Holiday Provision	8	
			Crèche	1	
			Other	0	
Sessional Day Care	27 (20 completed SASS)	5 (0 completed SASS)	Morning Playgroup/ Cylch Meithrin	20	5
			Afternoon Playgroup/ Cylch Meithrin	5	
			Wrap Around	4	
			Lunch	1	
			Other		
Crèches	2 (1 completed SASS)	1 (0 completed SASS)	Operates Full Day	0	
			Operates Mornings	1	
			Operates Afternoons	1	

			Holiday Provision	0	
			Other	1	1
Out of School Care	23 (19 completed SASS)	18 (0 completed SASS)	Before School	7	2
			After School	15	16
			Holiday Provision	9	2
			Playscheme sessions		
			Other		
Open Access Play Provision		8 (0 completed SASS)	Before School		
			After School		
			Holiday Provision		8
			Playscheme sessions		3
			Other (Play Rangers)		5
*Nanny		13 (0 completed SASS)	Full day care throughout the year		
			Half day care through out the year		
			Before school		
			After school		
			Wrap around a part time Early Education placement, e.g. playgroup or school nursery		
			Holiday provision in the school holidays		
			Other		13
TOTAL	244 (182 completed SASS data)	45 (0 completed SASS)			

* Please note that there are 13 approved nannies in the Vale of Glamorgan but none of them have provided any information to the SASS forms or to the FIS and their details are not provided to the public.

Geographical Distribution of Childcare Providers & Services provided (Registered and Excepted/ Approved)

According to CSSIW data as at the 31 October 2016 there are 244 registered childcare settings in the Vale.

They can be broken down as follows:

	Registered				Excepted / Approved			
	Barry	Eastern Vale	Western Vale	Total	Barry	Eastern Vale	Western Vale	Total
*Childminders	76	45	45	166				
Crèche	2			2	1			1
Full Day Care	6	10	10	26				
Out of School Care	8	9	6	23	4	4	9	18
Sessional Care	11	4	12	27	3	1	1	5
Open Access Play					1	3	4	8
Approved Childcare Providers					5	6	2	13
Total	103	68	73	244	14	14	16	45

*There are 166 childminders who are 'active'. However, there are a further 21 childminders who have their registration suspended for various reasons.

Not every childcare setting in the Vale completed the SASS form. **182** settings responded (**75%**), which can be broken down as follows:

- Childminders 122 (73%)
- Crèche 1 (50%)
- Full Day Care 20 (77%)
- Out of School Care 19 (83%)
- Sessional Day Care 20 (74%)

The rest of the childcare supply analysis will use the responses from SASS only.

5.2. Childcare Places – Supply and Demand per Childcare Type

Registered Provision – Term Time

Childcare Type	Places as per registration	Term Time				
		*Maximum capacity of childcare places available daily	Number of children using service	**Number of vacancies	Number of children on waiting list	***Number of childcare places required
Childminder	919	1545	840	646	14	29
Day Care						
Full Day Nursery	1028	3344	1340	1057	101	43
Sessional Day Care	475	681	636	203	55	10
Crèches	24	9	9	0	0	9
Out of School Care	563	788	735	697	6	56
Open Access Play Provision	0					0
Total	3009	6367	3560	2603	176	147

* This information should be treated with caution as some childcare settings can care for a certain number of children for a full day but also take children before and after school and these have been added together.

** Please be aware that settings were asked their vacancies throughout the day and could record multiple vacancies at different times e.g. a day nursery may have 10 vacancies for full day care, as well as 3 for half day am, 3 for half day pm, 5 before school and 3 after school. These are then added together resulting in 24 vacancies for 1 day nursery.

*** Please be aware that the demand for childcare places data is taken from the consultation with parents, where only 207 responses were received. Therefore, this information can't be used as an accurate guide.

Excepted and Approved Provision – Term Time

Childcare Type	Term Time				
	Maximum capacity of childcare places available daily	Number of children using service	Number of vacancies	Number of children on waiting list	*Number of childcare places required
Childminder	0				NA
Day Care					
Full Day Nursery	0				NA
Sessional Day Care	77	Unavailable	40	0	Unavailable
Crèches	Unavailable	Unavailable	8	NA	Unavailable
Out of School Care	357	Unavailable	24	0	Unavailable
Open Access Play Provision	0				0
**Nanny	Unavailable	Unavailable	Unavailable	Unavailable	3
Total	434		72	0	3

*Information on the demand for unregistered childcare is not available as this wasn't specifically asked for in the parental survey. Parents weren't asked whether they wanted registered or unregistered provision. Therefore the only information available is the demand for open access play and nannies and the other childcare types have been included in the registered provision.

**The only information we have for nannies is the number of nannies by area. This can't be broken down any further, so the information hasn't been included in the above and following tables.

Registered Provision – School Holidays

Childcare Type	Places as per registration	School Holidays				
		Maximum capacity of childcare places available daily	Number of children using service	Number of vacancies	Number of children on waiting list	Number of childcare places required
Childminder	919	733	540	257	0	26
Day Care						
Full Day Nursery	1028	719	719	*6	0	35
Sessional Day Care	475	108	67	0	0	3
Crèches	24	0	0	0	0	6

Out of School Care		496	420	622	0	26
Open Access Play Provision	0					1
Total	2446	2056	1746	885	0	97

*Only 2 full day care settings completed this information. This could be because full day care settings don't see themselves as only providing holiday provision.

Excepted and Approved Provision – School Holidays

Childcare Type	School Holidays				
	Maximum capacity of childcare places available daily	Number of children using service	Number of vacancies	Number of children on waiting List	Number of childcare places required
Childminder	0				NA
Day Care					
Full Day Nursery	0				NA
Sessional Day Care	0				***Unavailable
Crèches	0				Unavailable
Out of School Care	65	117	0	65	*Unavailable
*Open Access Play Provision	Unavailable	292	0	NA	1
Nanny	Unavailable	Unavailable	Unavailable	Unavailable	3
Total	65	409	0	65	4

*Open access play provision takes into account playschemes and play rangers taking place during the school holidays. There are other ad hoc open access play events but these have not been included. Information as to the maximum capacity of childcare places available isn't reported as it would depend on the number of staff available that day

**Out of school care takes into account the playscheme and teenscheme for children with additional needs.

***Information on the demand for unregistered childcare is not available as this wasn't specifically asked for in the parental survey. Parents weren't asked whether they wanted registered or unregistered provision. Therefore the only information available is the demand for open access play and nannies and the other childcare types have been included in the registered provision.

Geographical Distribution of Childcare Places per Childcare Type – Supply and Demand – Term Time

For consistency, we have used the same areas as have been used for the Population Needs Assessment:

- Barry
- East Vale which includes Penarth, Llandough, Dinas Powys and Sully
- Western Vale which includes the rural Vale

For certain parts of the supply analysis, if there are any alarming results, it may be worth drilling down into ward level and this will be considered in the Action Plan.

Barry

Childcare Type	Places as per registration	Term Time				
		Maximum capacity of childcare places available daily	Number of children using service	Number of vacancies	Number of children on waiting list	Number of childcare places required
Childminder	392	549	340	278	2	14
Day Care						
Full Day Nursery	240	718	244	212	14	18
Sessional Day Care	189	340	310	78	33	4
Crèches	24	9	9	0	0	0
Out of School Care	174	176	99	96	2	3
Open Access Play Provision	0					0
Sub Total	1019	1792	1002	664	51	39
Excepted provision						
Sessional Day Care	NA	52	52	35	unavailable	
Crèches	NA	unavailable		8	unavailable	
Out of School Care	NA	101	101	13	unavailable	
Open Access Play	NA	0	0	0		
Nanny	Unavailable	Unavailable	Unavailable	Unavailable	Unavailable	2
Sub Total	NA	153	153	56	0	2
Grand total	1019	1945	1155	720	51	41

Western Vale

Childcare Type	Places as per registration	Term Time				
		Maximum capacity of childcare places available daily	Number of children using service	Number of vacancies	Number of children on waiting list	Number of childcare places required
Childminder	253	559	278	270	0	2
Day Care						
Full Day Nursery	411	1,619	505	471	30	1
Sessional Day Care	168	252	196	99	9	
Crèches	0	0	0	0	0	
Out of School Care	238	207	171	327	0	
Open Access Play Provision						
Sub Total	1070	2637	1150	1167	39	3
Excepted provision						
Sessional Day Care	NA	15	15	5	0	Unavailable
Crèches	NA					Unavailable
Out of School Care	NA	124	124	5	0	Unavailable
Open Access Play	NA					Unavailable
Nanny	Unavailable	Unavailable	Unavailable	Unavailable	Unavailable	0
Sub Total	NA	139	139	10	0	0
Grand total	1070	2776	1289	1117	39	3

Eastern Vale

Childcare Type	Places as per registration	Term Time				
		Maximum Capacity of childcare places available daily	Number of Children using service	Number of Vacancies	Number of children on Waiting List	Number of childcare places required
Childminder	253	420	265	100	4	3
Day Care						
Full Day Nursery	377	1007	591	377	57	1
Sessional Day Care	94	89	130	26	13	3
Crèches	0	0	0	0	0	2
Out of School Care	296	405	465	274	4	10
Open Access Play Provision						
Sub Total	1020	1921	1451	777	78	19
Excepted provision						
Sessional Day Care	NA	10	10	0	0	Unavailable
Crèches	NA	0				Unavailable
Out of School Care	NA	132	132	6	0	Unavailable
Open Access Play	NA	0	0	0	0	Unavailable
Nanny	Unavailable	Unavailable	Unavailable	Unavailable	Unavailable	1
Sub Total	NA	142	142	6	0	1
Grand total	1020	2063	1593	783	78	20

Geographical Distribution of Childcare Places per Childcare Type – Supply and Demand – School Holidays

Barry

Childcare Type	Places as per registration	School Holidays				
		Maximum capacity of childcare places available daily	Number of children using service	Number of vacancies	Number of children on waiting list	Number of childcare places required
Childminder	392	285	224	127	0	*14
Day Care						
Full Day Nursery	240	122	215	6	0	18
Sessional Day Care	189	84	67	0	0	4
Crèches	0	0	0	0	0	0
Out of School Care	174	165	148	86	0	3
Open Access Play Provision						0
Sub Total	995	656	654	219	0	39
Excepted provision						
Sessional Day Care	NA	0				
Crèches	NA	0				
Out of School Care	NA	0				
Open Access Play	NA	Unavailable	55	Unavailable	0	
Nanny	Unavailable	Unavailable	Unavailable	Unavailable	Unavailable	2
Sub Total	NA	0	55	0	0	2
Grand total	995	656	709	219	0	41

* Information is not available from the parental survey as to whether childcare is needed during term time or school holidays geographically. An overall response was given. Therefore, the results will be same for school holidays and term time.

Western Vale

Childcare Type	Places as per registration	School Holidays				
		Maximum capacity of childcare places available daily	Number of children using service	Number of vacancies	Number of children on waiting list	Number of childcare places required
Childminder	253	213	159	112	0	2
Day Care						
Full Day Nursery	411	332	258	0	0	1
Sessional Day Care	0	24	0	0	0	
Crèches	0	0	0	0	0	
Out of School Care	238	61	137	87	0	
Open Access Play Provision						
Sub Total	902	630	554	199	0	3
Excepted provision						
Sessional Day Care	NA	0				Unavailable
Crèches	NA	0				Unavailable
Out of School Care	NA	0				Unavailable
Open Access Play	NA	Unavailable	132	Unavailable	0	Unavailable
Nanny	Unavailable	Unavailable	Unavailable	Unavailable	Unavailable	0
Sub Total	NA	0	132	0	0	0
Grand total	902	630	686	199	0	3

Eastern Vale

Childcare Type	Places as per registration	School Holidays				
		Maximum capacity of childcare places available daily	Number of children using service	Number of vacancies	Number of children on waiting list	Number of childcare places required
Childminder	253	225	150	16	0	3
Day Care						
Full Day Nursery	377	265	246	0	0	1
Sessional Day Care	0	0	0	0	0	3
Crèches	0	0	0	0	0	2
Out of School Care	296	267	140	449	0	10
Open Access Play Provision						
Sub Total	926	757	536	465	0	19
Excepted provision						
Sessional Day Care	NA	0				Unavailable
Crèches	NA	0				Unavailable
Out of School Care		65	117	0	65	Unavailable
Open Access Play	NA	Unavailable	105	Unavailable	0	Unavailable
Nanny	Unavailable	Unavailable	Unavailable	Unavailable	Unavailable	1
Sub Total	NA	65	222	0	65	1
Grand total	926	822	758	465	65	20

6. Supply of Childcare

Overall Summary of Childcare Supply

The childcare supply data needs to be treated with caution, due to only 75% of childcare providers completing the SASS data, and the inconsistency in how settings have supplied the information. However, data illustrates that there is a wealth of childcare available across the Vale, with a total of 6,367 places offered during term time and 2,603 vacancies (41%). During school holidays the number of places reduces to 2,056 and vacancies are only available with childminders and out of school care.

The Western Vale has the highest amount of childcare places during term time (41%) and 44% of these are vacant. It should be pointed out that a day care setting in Cowbridge in the Western Vale has stated that they have capacity for 966 childcare places and this accounts for over one third of all registered childcare places in the Western Vale. It would be worth looking into this in the Action Plan.

During the school holidays, childcare is more evenly spread across the 3 areas.

There are 3,560 children using registered childcare during term time and 1,746 during school holidays.

When focusing on Welsh medium childcare, there are 1,193 places available during term time in Welsh medium or Bilingual medium settings. This is 19% of all childcare places available in all languages. During the school holidays this reduces to 1,036 places. It is worth noting that the majority of these places are in 1 bilingual day nursery (966 places) and therefore, this data needs to be treated with caution. It is difficult to measure this against the demand for Welsh Medium childcare as only 207 parents completed the parental survey.

Only 116 children with a disability or special educational need are cared for in registered settings. This is only 3% of all children attending childcare during term time. However, there are 2 excepted holiday schemes specifically for children with disabilities. 1 is for children age 4-11 years and 1 is a Teenscheme for children age 12-18 years. These take place during each school holiday, apart from Christmas. During the summer 137 children attended.

There is no overnight childcare offered and only 3 childminders offer weekend care.

A lot of childcare is open before 8am. However, there are only 29 settings open after 6pm.

It is very difficult to analyse the cost of childcare as some providers gave costs for the day or the session, rather than per hour.

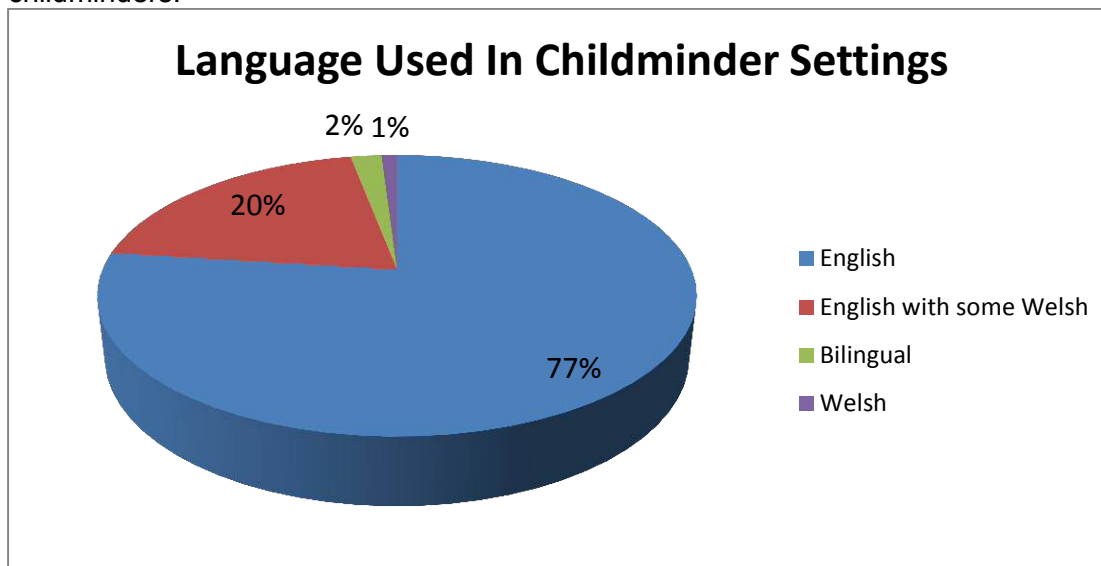
Data on nannies is very limited, as is excepted provision, and this needs to be addressed in future to encourage them to complete the SASS.

6.1. Childminder

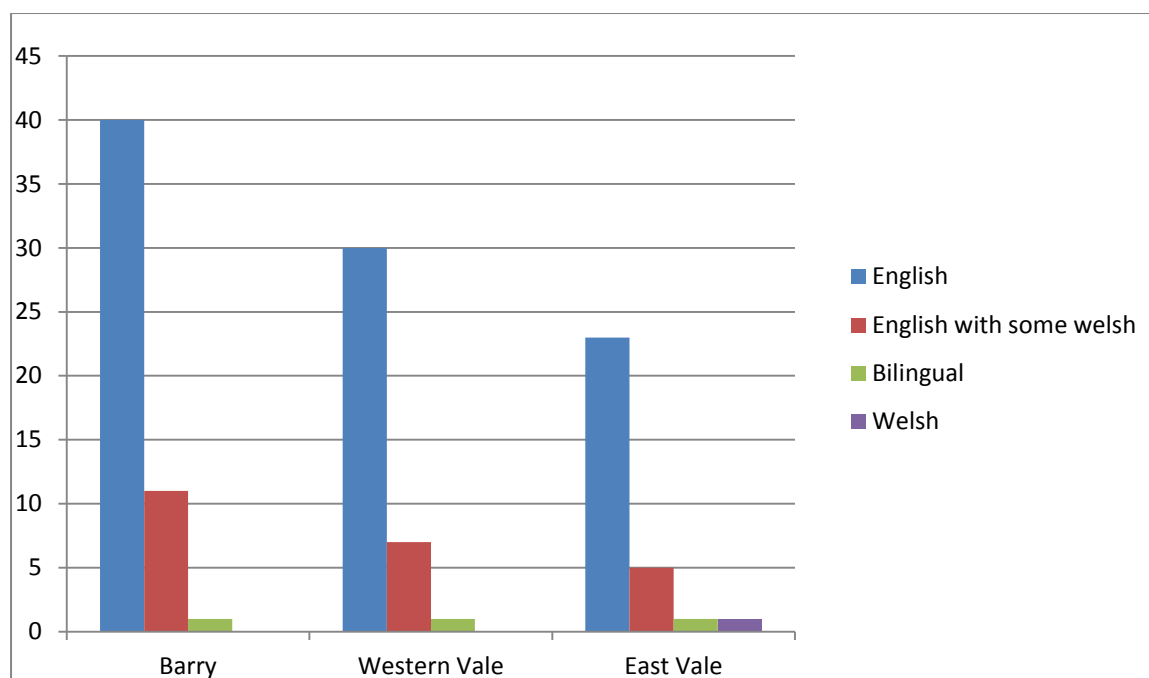
6.1.1. Analysis of Supply of Childcare Provision

6.1.1.1 Range of Services Provided

- There are 166 registered childminders, according to the CSSIW. However, only 122 childminders completed the SASS form. Therefore, the analysis will be based on the data of those who completed the SASS form.
- There is 1 Welsh medium childminder, 3 bilingual childminders, 24 English with some use of Welsh and 94 English medium childminders.



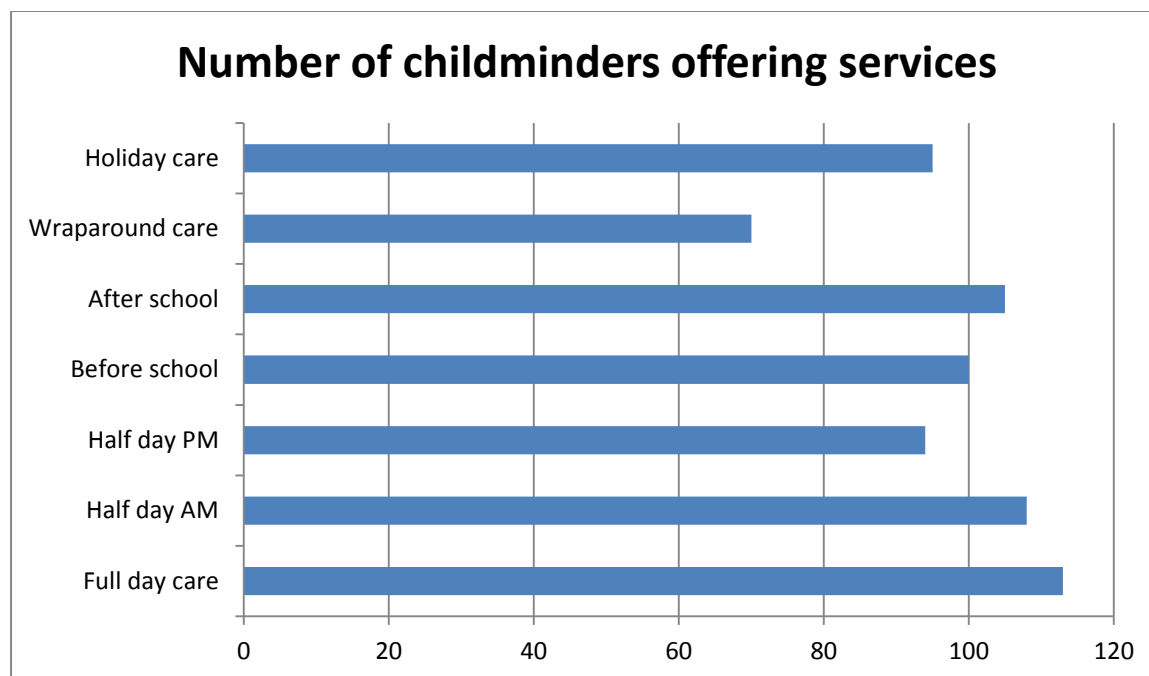
- 43% of childminders (52) are based in Barry, 25% (32) are based in East Vale and 31% (38) are based in Western Vale.
- The only Welsh medium childminder is in East Vale and the 3 bilingual childminders are split evenly between the 3 areas.



Language Used in Childminder Settings By Area

Services offered by childminders

- Of the 122 childminders, the majority offer most services, which include full day care, half day am/pm, before school, after school, wraparound and holiday care. The least popular service is wraparound care and 70 childminders (57%) offer this. The most popular service is full day care and 93% offer this.
- 3 childminders said that they don't provide any services. 1 childminder just provides before school, after school, wraparound or holiday care provision.
- 108 childminders offer half day am, 94 childminders offer half day pm.
- 100 childminders offer before school care, 105 offer after school care, 70 offer wraparound and 95 offer holiday provision.



- Of the 113 childminders who offer full day care, 51 (42%) live in Barry, 34 (28%) live in Western Vale and 27 (22%) live in East Vale.
- When looking at the language used in each setting, the 4 Welsh or bilingual childminders offer all services.

6.1.1.2 Number and type of child places filled (full time, part time, ad-hoc)

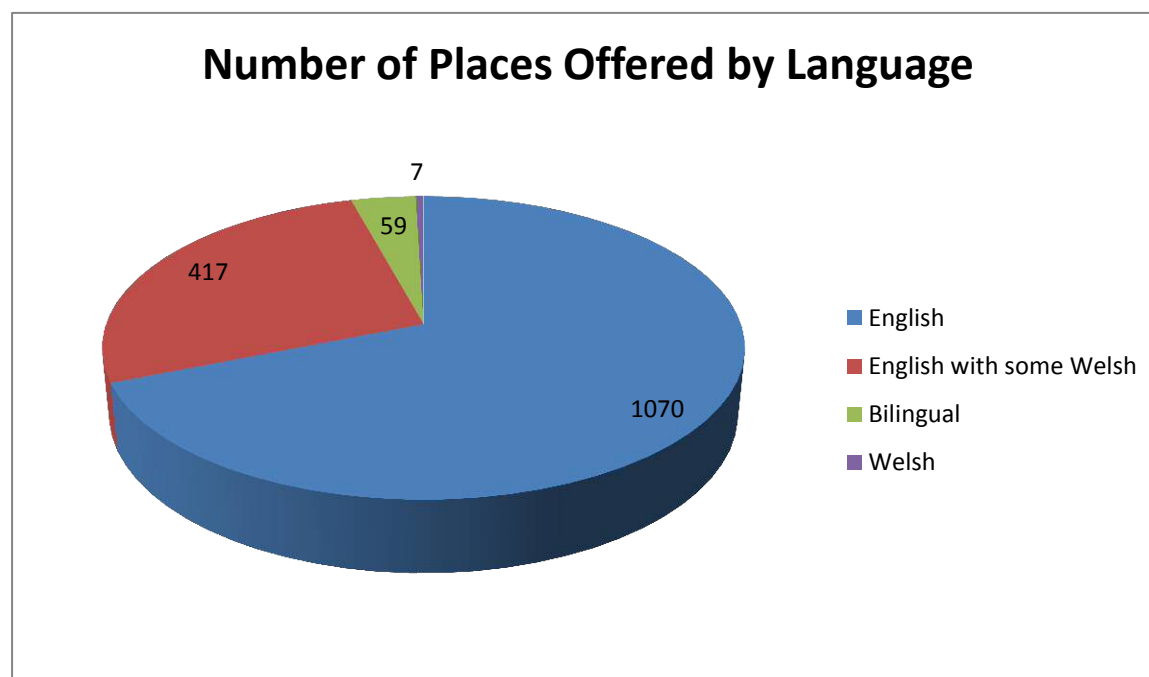
Term Time

- The maximum capacity of daily childcare places with childminders is 1,545 places. Therefore, 1,545 places are available for parents to use the childcare element of Working Tax Credit or tax free childcare schemes. However, this needs to be treated with caution as many childminders added their maximum capacity for each session, causing double counting. For example 6 spaces for full day care, half day am, half day pm, before school, after school and wraparound, resulting in the capacity for 36 places to be filled.

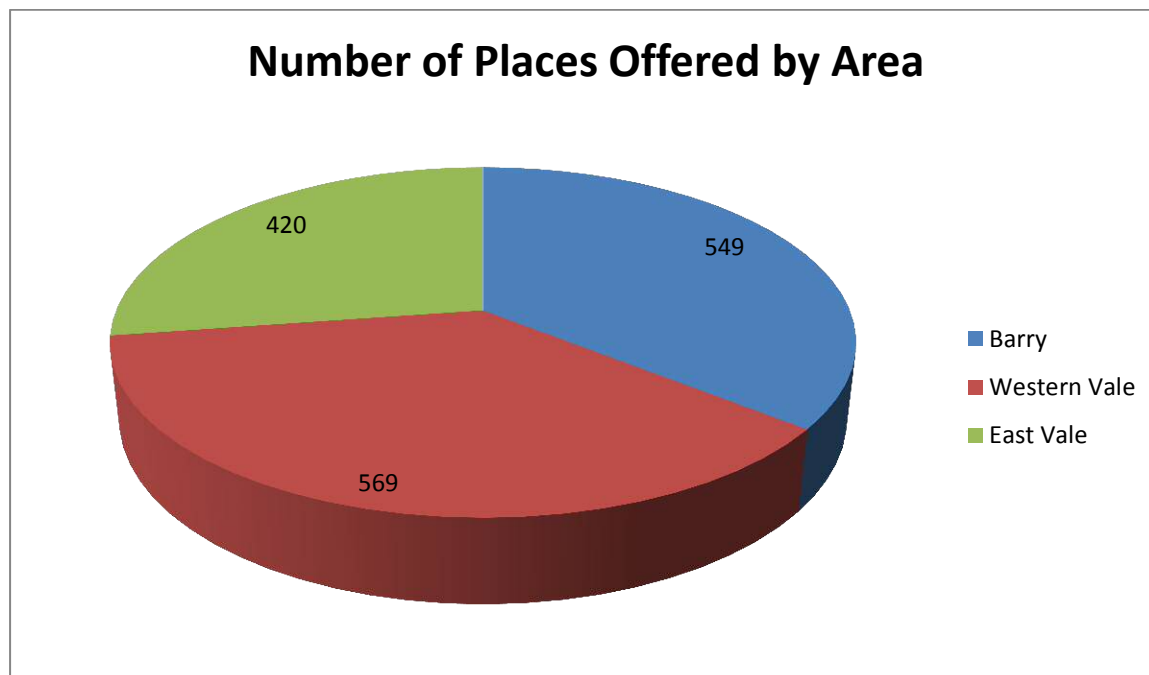
They can be broken down as follows:

Service offered	Places offered		Weekly Attendance		Attendance Full Time	Attendance Part Time	Ad Hoc
Full Day Care	355		257		109	138	10
Half Day AM	153		97		25	59	13
Half Day PM	164		134		35	79	20
Before School	349		234		96	114	24
After School	410		406		137	227	42
Wrap Around	99		44		12	25	7
Other	15		15		4	10	1
Total	1545		1187		418	652	117

- The majority of places are in English medium settings (69%), while 27% are in English with some Welsh settings, 4% are in bilingual settings and 0.4% are in Welsh settings.

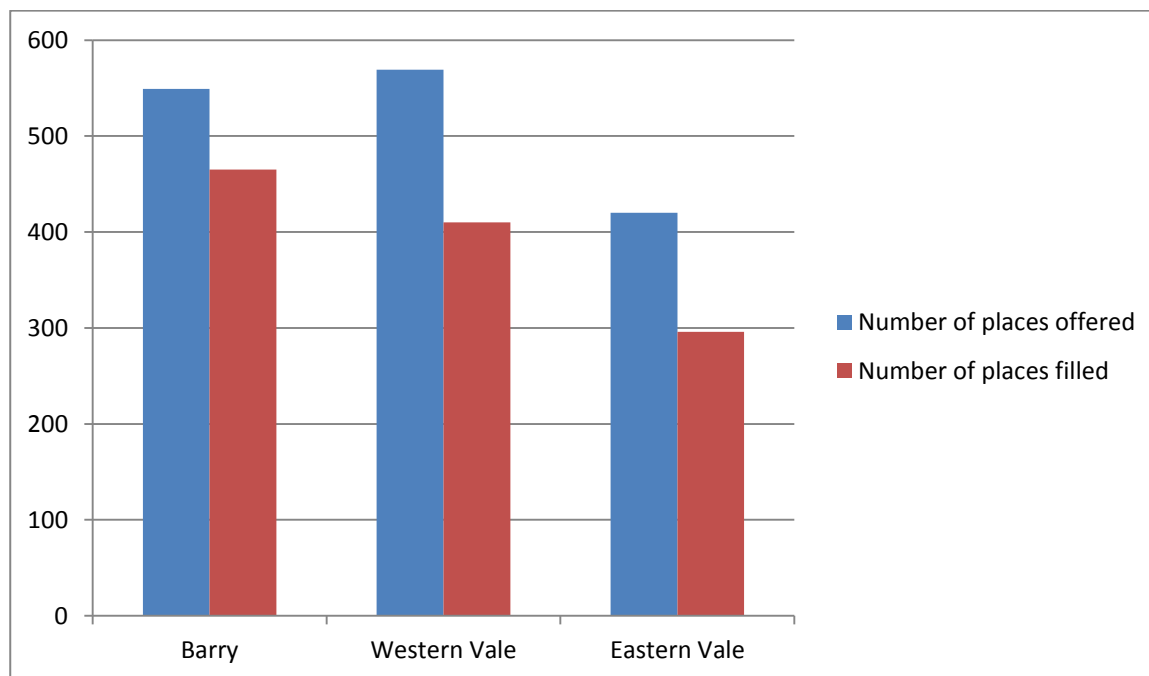


The number of places offered are fairly evenly spread over the 3 areas. 37% of places are offered in the Western Vale, 36% are in Barry and 27% are in East Vale.



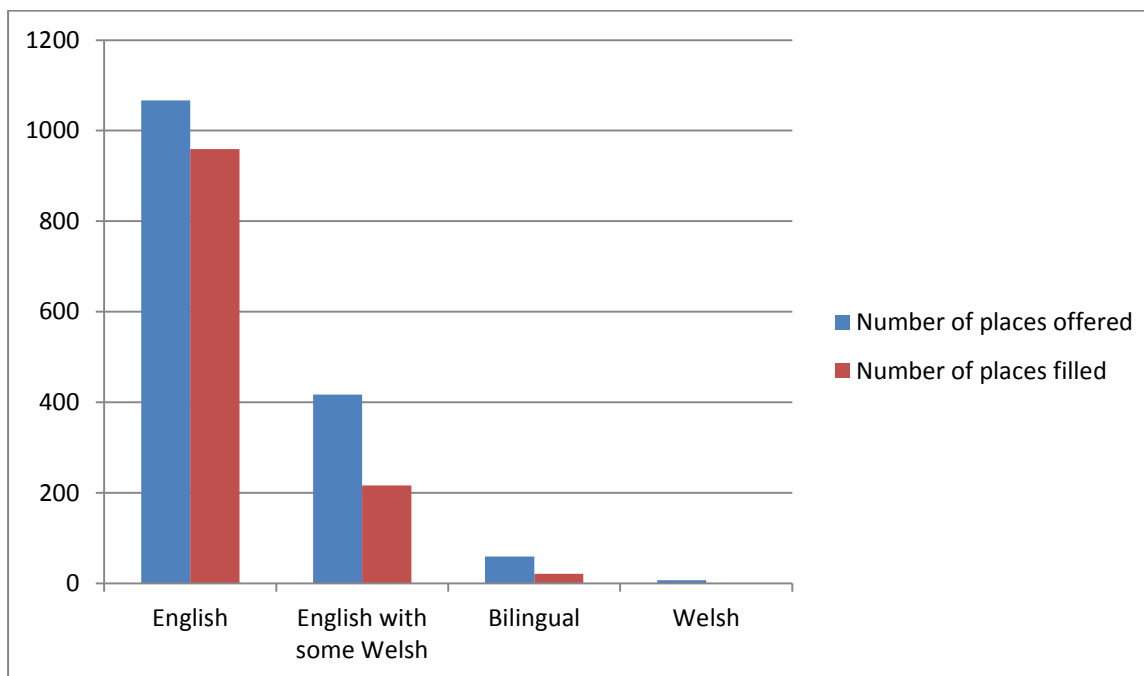
- The total number of places filled on a weekly basis is 1,187, which is 77% of places offered.
- The majority of places are attended on a part time basis (55%). 35% are attended on a full time basis and 10% are attended on an ad-hoc basis.
- Weekly attendance is fairly evenly split by area, with 40% of all places filled in Barry, 35% in Western Vale and 25% in Eastern Vale.
- When comparing places offered and filled by area, the highest number of vacant places is in Western Vale with 159 places, followed by East Vale with 124 vacant places and Barry with 84 vacant places.

Number of Places Offered and Places Filled by Area



- When comparing the number of places offered and filled by language of setting, the highest number of vacant places is in settings where English with some Welsh is used (201 places) and 52% of places are filled. This is followed by English settings with 108 vacant places. However 90% of places are filled. In bilingual settings, 36% of places are filled and there are 38 vacant places. In the 1 Welsh medium setting, 0 places are filled and there are 7 vacant places.

Number of Places Offered and Places Filled by Language of Setting



School Holidays

- The maximum capacity of childcare places with childminders in the school holidays is 733 places. Therefore, 733 places are available for parents to use the childcare element of Working Tax Credit or tax free childcare schemes.
- The majority are in English settings (75%), while 21% are in English with some use of Welsh, 2% are in Welsh and English settings and 1% are in a Welsh setting.
- When looking at school holiday provision by area, it is quite evenly spread. 285 places are in Barry (39%), 223 places are in Western Vale (30%) and 221 places are in East Vale (30%).
- The SASS data doesn't break down the maximum capacity of places by service offered.

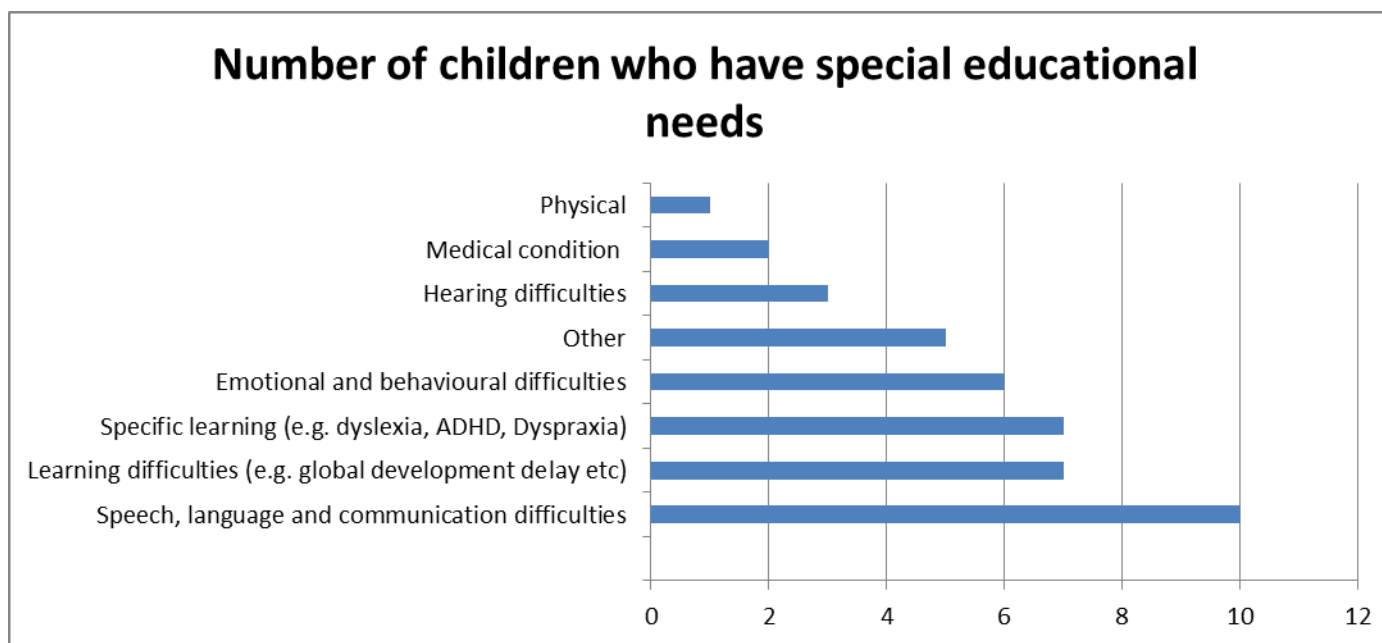
The following table shows the attendance throughout the year, for each school holiday:

Service offered	Weekly Attendance	% of places filled	Attendance Full Time	Attendance Part Time	Ad Hoc
Summer Holiday	545	74%	142	364	39
October Half Term	438	60%	125	277	36
Christmas Holiday	349	48%	101	219	29
February Half Term	448	61%	134	282	32
Easter Holiday	445	61%	124	284	37
May Half Term	429	59%	128	264	37
TOTAL Attendance for all holidays	2654		754	1690	210

- The attendance for the whole year is 2654. The majority of places are attended part time (64%). Summer holidays is the most popular holiday provision, with 74% of places filled, and Christmas is the least popular with 48% of places filled.

6.1.1.3 Number of places filled by children who have special educational needs or who require specialist care due to a disability

- Only 29 children cared for by childminders have a special educational need or require specialist care due to a disability.
- 11 are in Barry, 6 in the East Vale and 10 in Western Vale. 2 are in a setting that did not give their location.
- 18 children are in an English medium setting, 7 are in an English with some use of Welsh setting and 4 are in a Bilingual setting.
- The most common disabilities are speech, language and communication difficulties (10 children), Learning Difficulties (7 children), specific learning (7), Emotional and Behavioural Difficulties (6), Hearing Difficulties (3), Physical Difficulties (1) Medical Condition (2). 5 ticked 'Other' and listed 'Autistic Spectrum Disorder (3), OHDO Syndrome (1) and English as a second language (1).



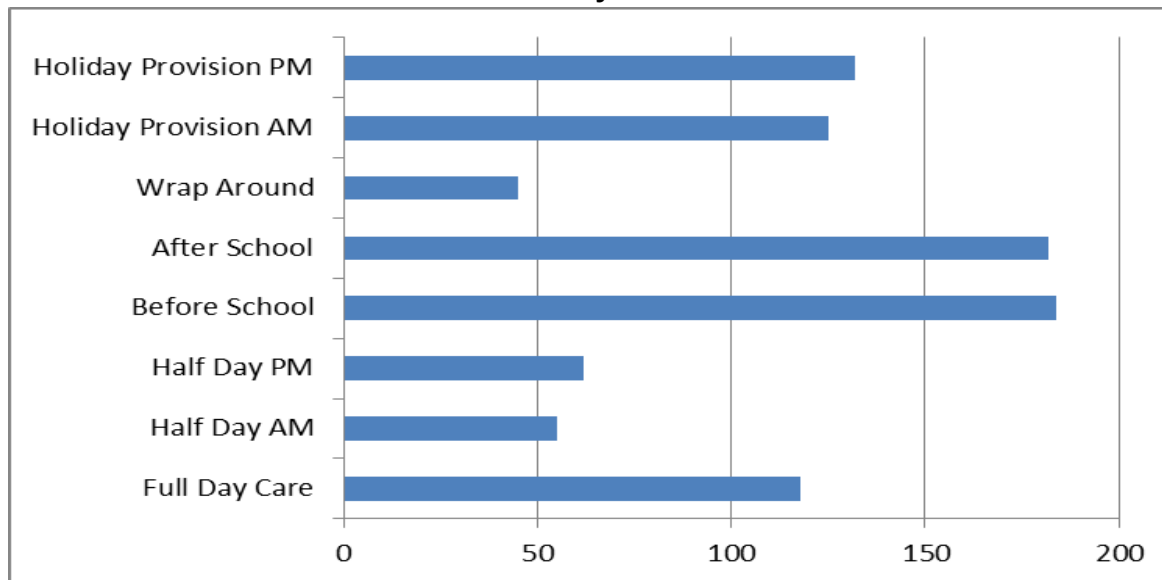
6.1.1.4 Number of Welsh language places filled

- There are 3 Bilingual settings, offering 59 places during term time. 21 places are filled, which is 36%.
- During the school holidays 15 places are offered. In the summer 17 places are filled and 15 places are filled during the other holidays.
- In the 1 Welsh medium setting, there are 7 places offered during term time and 10 places offered during the school holidays, but none are filled.


6.1.1.5 Vacancies and Waiting lists

- Overall, there are 903 vacancies with childminders.
- The highest number of vacancies are in before school and after school provision, followed by holiday provision. The lowest number of vacancies are in wraparound care.

Number of Vacancies with Childminders by Service Offered

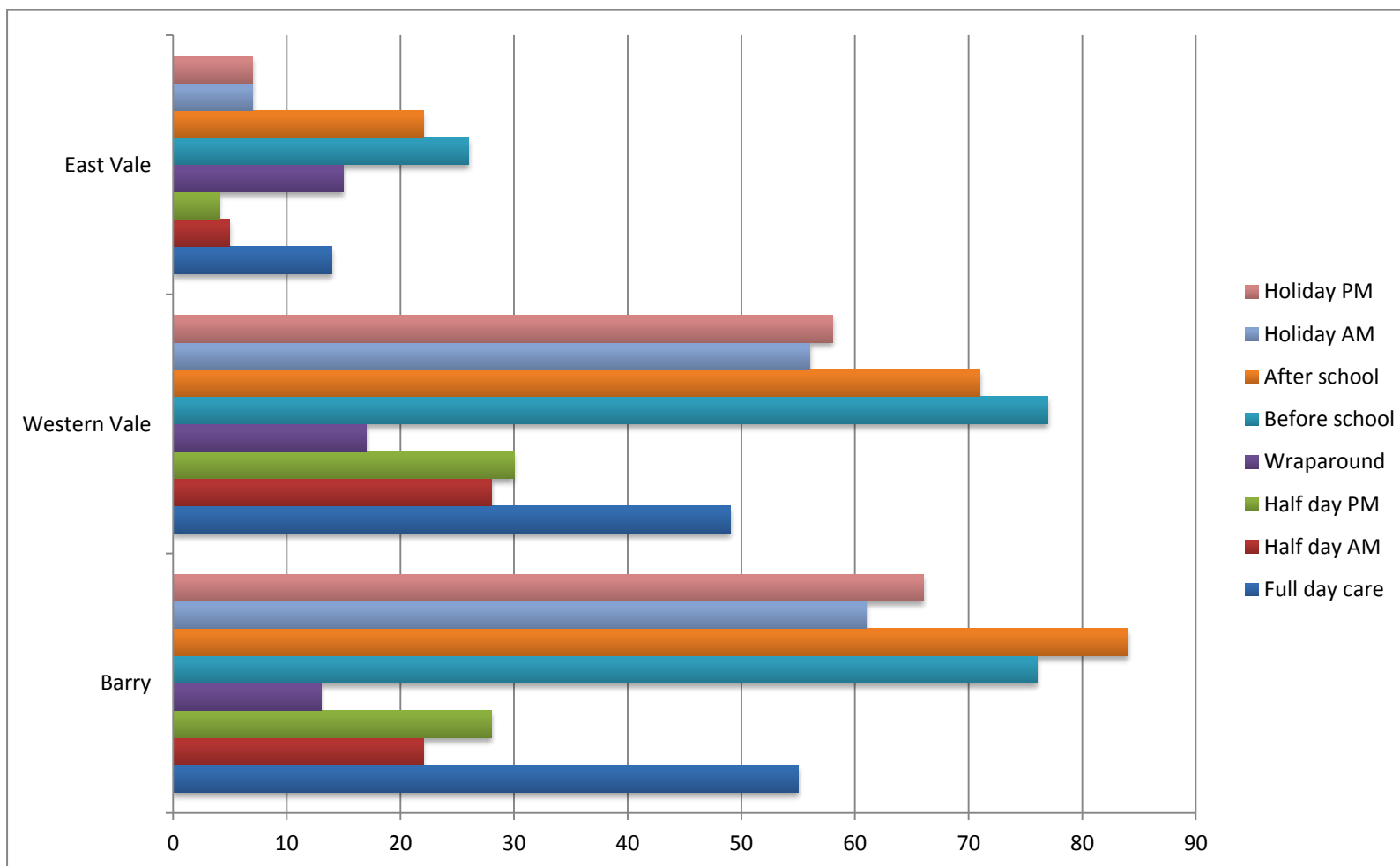


- Of these, 598 (66%) are in English medium settings, 225 (25%) are in English with some use of Welsh settings, 73 (8%) are in Bilingual settings and 7 (1%) are in Welsh medium settings.



- Barry has the highest number of vacancies (405), followed by Western Vale (386) and then East Vale (100).
- When you break this down further into services offered, there are only 14 vacancies in full day care in East Vale, compared to 49 in Western Vale and 55 in Barry.
- In all areas, the highest number of vacancies are in before and after school care, followed by holiday care.

Number of Vacancies by Area and Service Offered



- Only 4 settings have waiting lists during term time - 2 in Barry and 2 in East Vale.
- There are 14 children on the waiting list, all are for full day care.
- There are no waiting lists for the school holidays.
- 8 children are on the waiting list in English medium settings and 6 children are in English with some Welsh settings.

6.1.1.6 Opening times, including the number offering flexible childcare hours and session lengths

Term Time

- Childminders offer a range of opening hours but the majority are open for the whole day Mon – Fri. The longest opening hours are 6am – 6pm (1 setting). The majority open from either 7:30am or 8am and close at 6pm.
- 20 settings are open at 7am, 30 open at 7:30am, 33 open at 8am or after.
- Not all settings provided their opening hours.
- 3 don't open during term time.
- When looking at the language of the setting, the 1 Welsh setting is based in East Vale but hasn't provided opening hours. However they have said that they are open before 8am but not after 6pm. They are also open all holidays from Mon-Fri, apart from the Christmas holidays when they are closed on a Friday.
- The 3 bilingual settings, based in Barry, East Vale and Western Vale, all open before 8am and 2 close after 6pm. 2 are open during the school holidays.
- When looking by area, all areas have settings that open before 8am and close after 6pm (Before 8am - 37 in Barry, 24 in East Vale, 30 in Western Vale). After 6pm (7 in Barry, 7 in East Vale, 10 in Western Vale).

School Holidays

- Opening times remain largely the same in the school holidays as during term time.
- 27 childminders don't open during the school holidays or haven't provided opening hours.
- When looking at the days that childminders are open in the school holidays, the information doesn't correlate with the opening hours provided. For example, 82 childminders have said that they open on a Monday in the summer holidays but only 68 have provided opening hours. For each school holiday, Mondays and Fridays always have less childminders operating.
- Christmas holidays is the holiday that the least amount of childminders operate. Only 63 childminders operate and on a Friday this reduces to 49.
- When looking by area, slightly fewer childminders open before 8am (34 in Barry, 21 in East Vale and 24 in Western Vale). The numbers operating after 6pm remain the same as during term time.

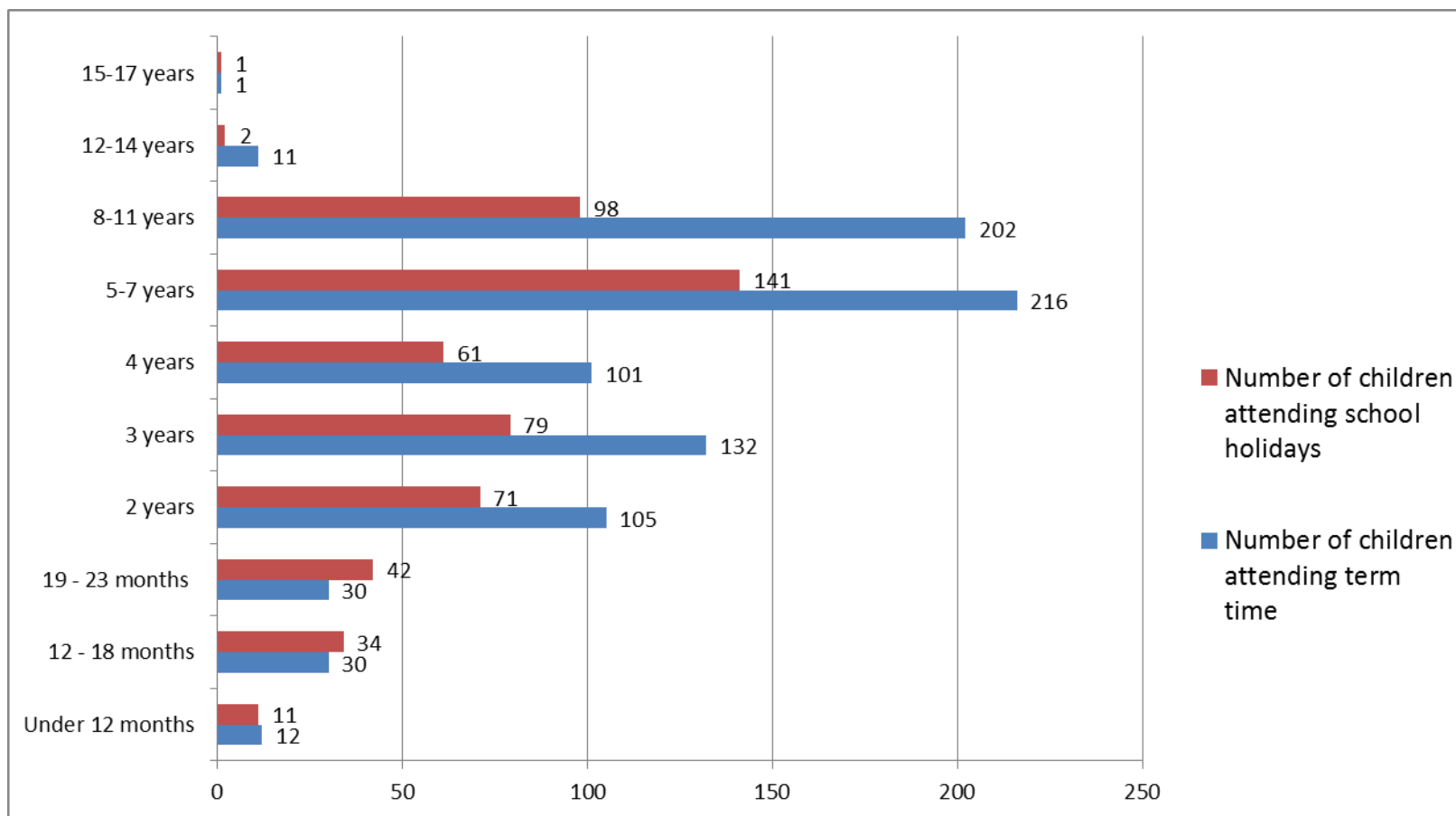
Childcare operating outside normal hours

- 92 childminders (75%) open before 8am during term time. This reduces to 80 during school holidays (66%).
- Only 25 childminders (20%) open after 6pm during term time and school holidays.
- When looking by area, all areas have settings that open before 8am and close after 6pm during term time: (before 8am - 37 in Barry, 24 in East Vale, 30 in Western Vale). After 6pm (7 in Barry, 7 in East Vale, 10 in Western Vale).
- During school holidays, slightly fewer childminders open before 8am (34 in Barry, 21 in East Vale and 24 in Western Vale). The numbers operating after 6pm remain the same as during term time.
- 3 childminders provide weekend care during term time and school holidays. 2 are based in Barry and 1 in the Western Vale. They are all English medium settings.
- There are no childminders who offer overnight care.

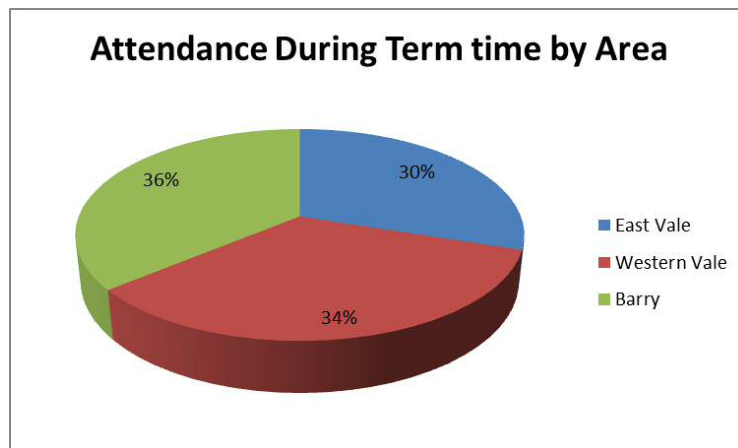
6.1.1.8 Age range of children

- Childminders care for children of all age groups from under 12 months to 15-17years.
- Attendance during term time and school holidays is the highest for the age group 5-7 years.
- During term time, 840 children are cared for by childminders, as there are 122 childminders who completed the form, this is an average of 7 children per childminder.
- During school holidays, this decreases to 540 children, an average of 4 children per childminder.

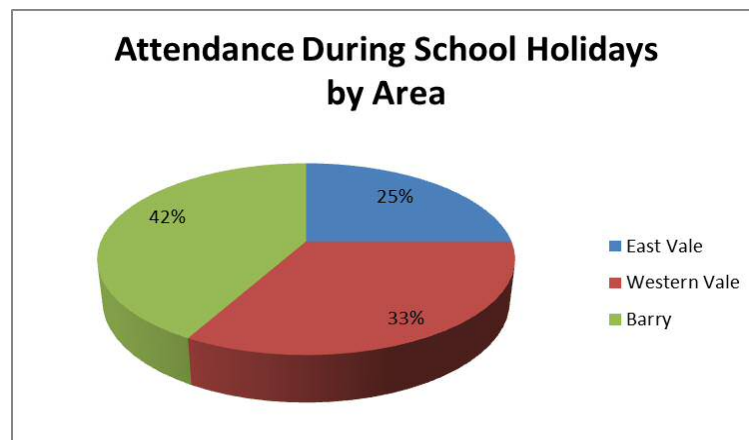
Number of Children Attending Childminding Settings by Age Group and During Term Time and School Holidays



- Attendance during term time is fairly evenly split across areas. The largest number of children attending a childminding setting are in Barry (36%), followed by Western Vale (34%) and then East Vale (30%).



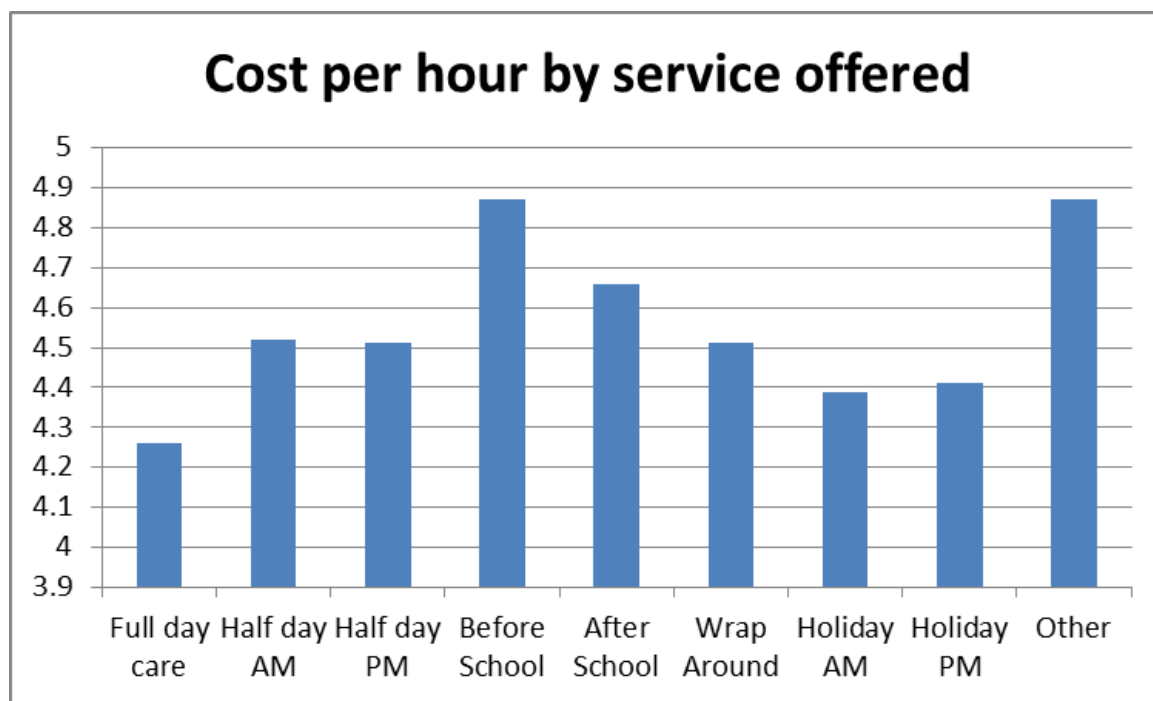
- During school holidays, the most noticeable difference is that attendance in Barry increases to 42% of all children, attendance in East Vale reduces to 25% and Western Vale remains almost the same (33%).



- When looking at attendance by language of setting, the 4 childminders who offer a Welsh or Bilingual service care for 17 children during term time and 18 children during school holidays. This is an average of 4 children per childminder.
- They don't care for any children age 12 years+ and only 2 children under 12 months.

6.1.1.9 Range of charges

- It is very difficult to analyse the charges, as approximately half of all childminders provided their costs for the full session rather than per hour. Therefore, these have not been included.
- The average overall cost per hour is £4.56. The highest average cost per hour is Before School and 'Other' at £4.87 and the lowest cost per hour is in full day care at £4.26.
- The cheapest cost for full day care is £2.50 and the most expensive is £6. For before and after school care, the cheapest is £3 per hour and the most expensive is £7. In the school holidays the cheapest cost is £2.50 per hour and the most expensive is £6.



- When looking at the cost by the language of the setting, variation is only by a couple of pence.
- When looking at the cost by area, there is not much variation. The average cost for Barry is the same as the average cost for the Vale (£4.56). This slightly increases to £4.58 for East Vale and £4.59 for Western Vale.

6.1.2. Summary of key strengths and weaknesses

Strengths

Childminders offer a variety of services in all areas of the Vale. They offer a maximum of 1,545 places during term time and these are split fairly evenly across all areas. 77% of places are filled, indicating that supply outweighs demand. All areas also have vacancies, as well as all languages.

Childminders also offer 733 places during the school holidays and this is spread evenly between areas. They also have a high number of vacancies during the school holidays.

The majority (75%) open before 8am during term time and during school holidays (66%). However, only 25 childminders (20%) open after 6pm during term time and school holidays.

Childminders care for children of all ages from under 12 months to 15-17 years.

The average cost of childcare per hour is £4.56 but the costs vary from £2.50 per hour to £7 per hour.

Weaknesses

The data is based on a 73% response rate so doesn't give as accurate a picture as in previous CSA.

There are only 4 childminders who offer a Welsh or bilingual service (3%) and they offer 66 places during term time and 25 places during school holidays. However, there are surplus places as only 36% are filled during term time.

It would be worth drilling down into ward area to look at provision and this could be added to the action plan. The majority of places (55%) are filled on a part-time basis.

There are only 14 vacancies in full day care in East Vale. However, childminders have high vacancy rates in out of school care.

Only 29 children have a special educational need or require specialist care due to a disability.

No childminders offer overnight care and only 3 offer weekend care. Only 25 childminders open after 6pm during term time and school holidays.


6.2 Full Day Care

6.2.1 Analysis of Supply of Childcare Provision

6.2.1.1 Range of Services Provided

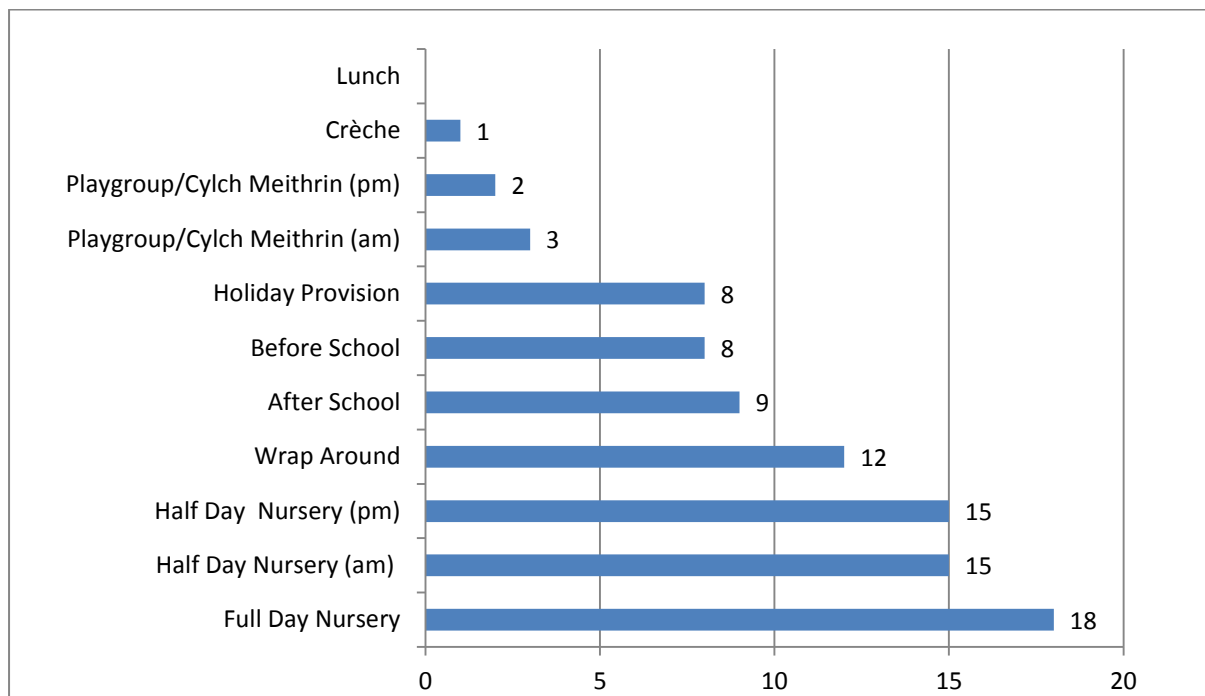
- There are 20 full day care settings, 10 are English medium settings, 8 are English with some Welsh, 1 is bilingual and one hasn't added a language.

Language Used in Full Day Care Settings



- They offer a range of services including full day nurseries, half days, out of school care, wraparound care etc.

Services Offered in Full Day Care Settings



- Full day care settings are spread quite evenly across the Vale. There are 5 in Barry, 8 in the Western Vale and 7 in Eastern Vale.
- When looking at the language used in each setting, only the Western Vale has bilingual provision. There is no Welsh or bilingual full day care provision in Barry or Eastern Vale.

6.2.1.2 Number and type of child places filled (full time, part time, ad-hoc)

Term Time

- The maximum capacity of childcare places in full day care is 3,344 places. This means that 3,344 places are available for parents to use the childcare element of Working Tax Credit or tax free childcare schemes.
- The majority are in English settings (54%), while 29% are in Welsh and English settings and 17% are in English with some use of Welsh settings.
- Almost half of all places (48%) are in the Western Vale. 30% are in East Vale and only 21% are in Barry.

Places Offered and Places Filled in Full Day Care Settings

Service offered	Places offered		Weekly Attendance		Attendance Full Time	Attendance Part Time	Ad Hoc
Full Day Nursery	885		824		135	669	20
Half Day Nursery(am)	598		238		74	172	8
Half Day Nursery(pm)	598		102		37	60	5
After School	443		92		17	185	19
Before School	377		221		11	71	10
Wrap Around	323		24		13	129	8
Other	60		0		0	0	0
Lunch	36		150		54	39	5
Playgroup/Cylch Meithrin (am)	24		98		4	20	0
Playgroup/Cylch Meithrin (pm)	0		0		0	0	0
Crèche	0		0		0	0	0
Total	3,344		1749		329	1,345	75

- The total number of places filled on a weekly basis is 1,749, which is 52% of places offered.
- The majority of places are attended on a part time basis (77%). 19% are attended on a full time basis and 4% are attended on an ad-hoc basis.
- There are no places offered in a crèche or Playgroup/Cylch Meithrin (pm).

School Holidays

- The maximum capacity of childcare places in full day care in the school holidays is 719 places and are therefore eligible for tax free childcare schemes and for parents to use the childcare element of Working Tax Credit.
- The majority are in English settings (68%), while 22% are in Welsh and English settings and 10% are in English with some use of Welsh settings.
- The SASS data doesn't break down the maximum capacity of places by service offered.

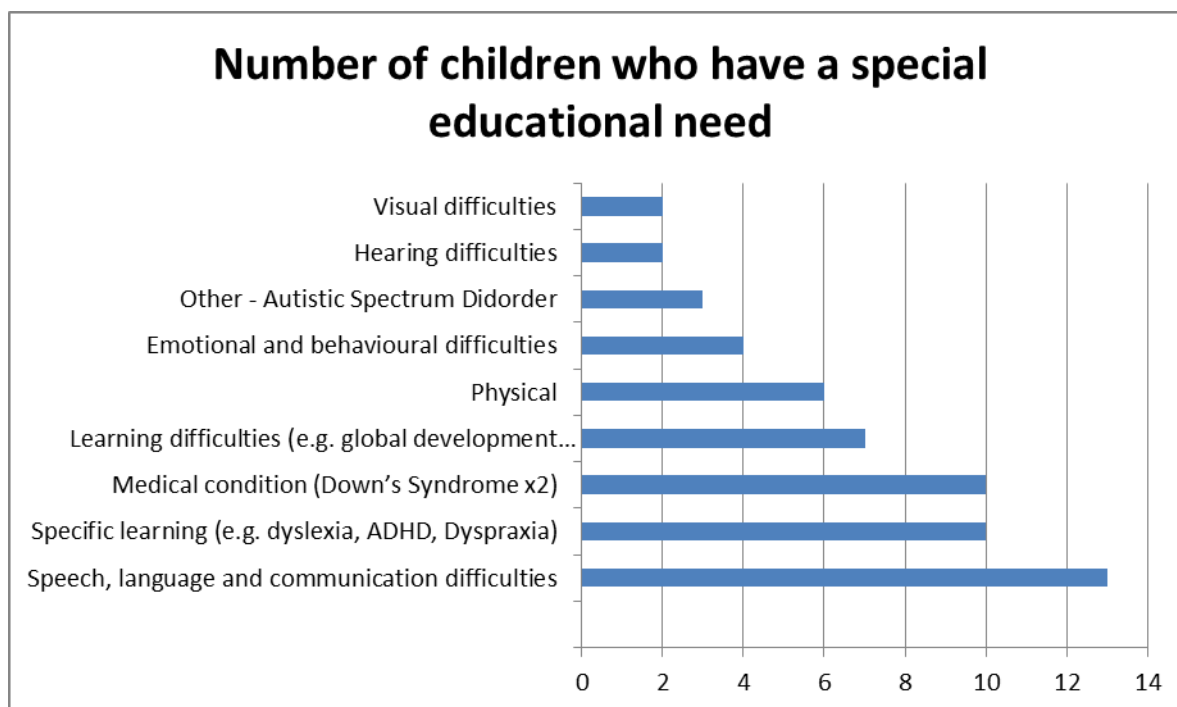
Attendance During Each School Holiday

Service offered	Weekly Attendance		Attendance Full Time	Attendance Part Time	Ad Hoc
Summer Holiday	818		87	676	55
October Half Term	654		76	544	34
Christmas Holiday	503		39	432	32
February Half Term	728		78	612	38
Easter Holiday	767		74	654	39
May Half Term	758		71	653	34
Total Number of Places Filled	4228		425	3571	232

- The total number of places filled for the whole year is 4228. The majority of places are attended part time (84%).

6.2.1.3 Number of places filled by children who have special educational needs or who require specialist care due to a disability

- Only 17 children in full day care have a special educational need or require specialist care due to a disability.
- 8 are in Barry, 7 in the Eastern Vale and 2 in Western Vale.
- 1 child is in a bilingual setting, 9 are in an English with some use of Welsh setting and 7 are in an English setting.
- The most common disabilities are speech, language and communication difficulties (13 children), specific learning (10), medical condition (10) and learning difficulties (7 children).



- Only 3 of these children are in funded part time education. 3 have Early Years Action and 1 has a statement of special educational needs.

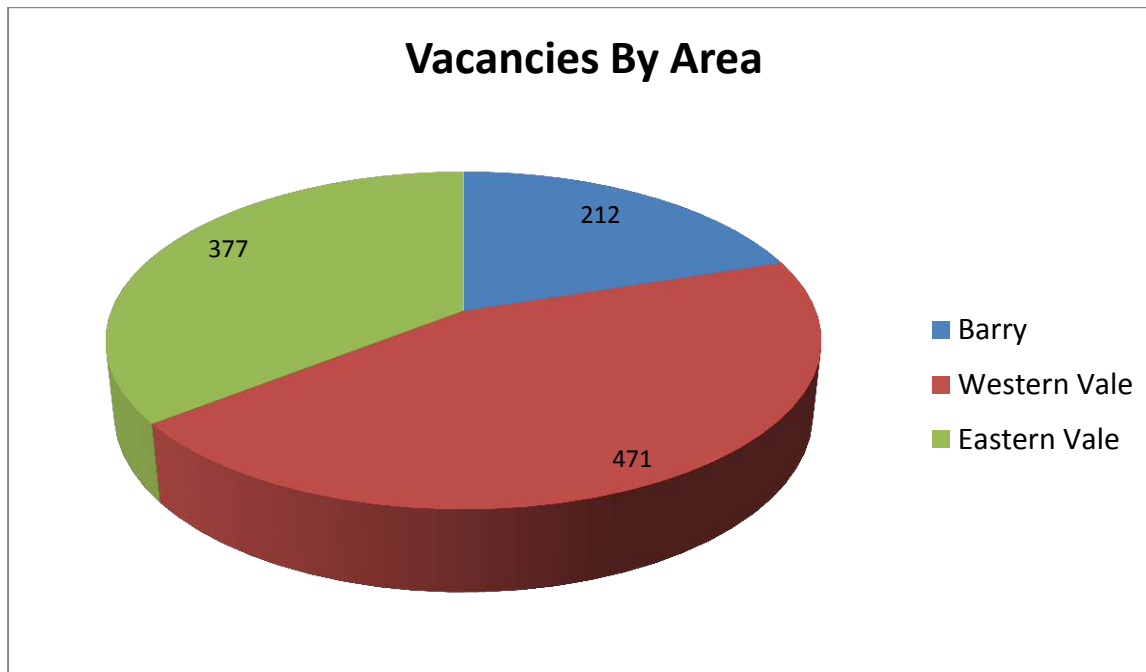
6.2.1.4 Number of Welsh language places filled

- There is only 1 full day care setting that is bilingual, which is based in Western Vale. This has a maximum capacity of 966 places. Of those, 270 places are filled (28%) and of those, the majority (92%) are filled on a part time basis.
- There are no Welsh medium full day care settings.

6.2.1.5 Vacancies and Waiting lists

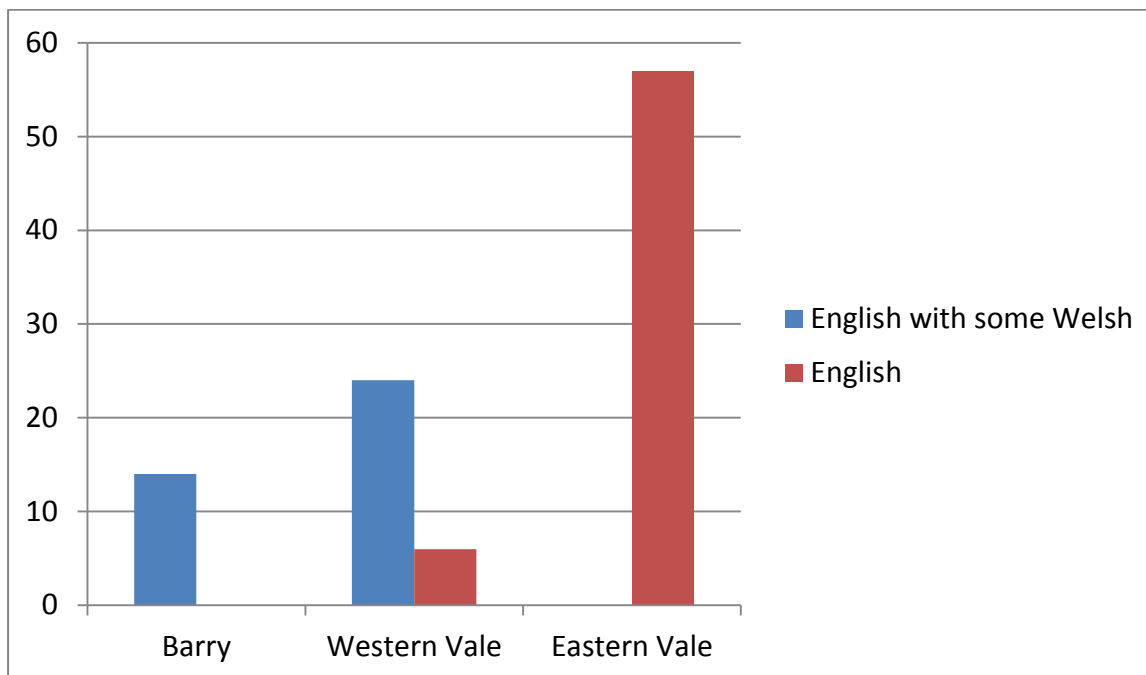
- Overall, there are 1,057 vacancies in full day care settings.
- Of these, 557 (53%) are in English medium settings, 294 (28%) are in Bilingual settings and 206 (19%) are in English with some use of Welsh settings.

- The highest number of vacancies are in Full Day Nurseries (305, 29%), followed by after school (218, 21%).
- Western Vale has the highest number of vacancies (471, 44%), followed by Eastern Vale (377, 36%) and then Barry (212, 20%)



- There were no waiting lists for bilingual settings.
- During term time, there were 38 places on the waiting list in English with some use of Welsh settings and 63 places on the waiting list for English medium settings.
- The highest number on the waiting list was in the Eastern Vale (57 places, 56%), followed by places in Western Vale (30 places, 30%) and Barry (14 places, 14%)
- There were no waiting lists during the school holidays

Number of children on the waiting list by Area and Language of Setting



6.2.1.6 Opening times, including the number offering flexible childcare hours and session lengths

Term Time

- There are a range of opening hours for full day care across the Vale. The longest opening hours are 7am – 6pm (3 settings) and 7:30am – 6:30pm (2 settings).
- It is very difficult to analyse this data as there are 25 different variations to opening hours across all settings. There are 17 different opening hours in English with some Welsh settings and 10 different opening hours in English medium settings. In the bilingual setting the opening hours are 7am – 1pm and 1pm-6pm.
- Of the 20 settings, 14 are open for the full day.

- 3 settings are not open during term time. 1 is open during the school holidays and the other 2 have not provided any opening hours.
- 1 setting is only open in the morning, from 9am – 1pm
- 1 setting is open from 9am – 3:15pm
- 1 setting is open from 9am – 4pm
- When looking geographically, all areas contain full day care that is open all day and they all have a setting which is open from either 7am – 6pm or 7:30am – 6:30pm.

School Holidays

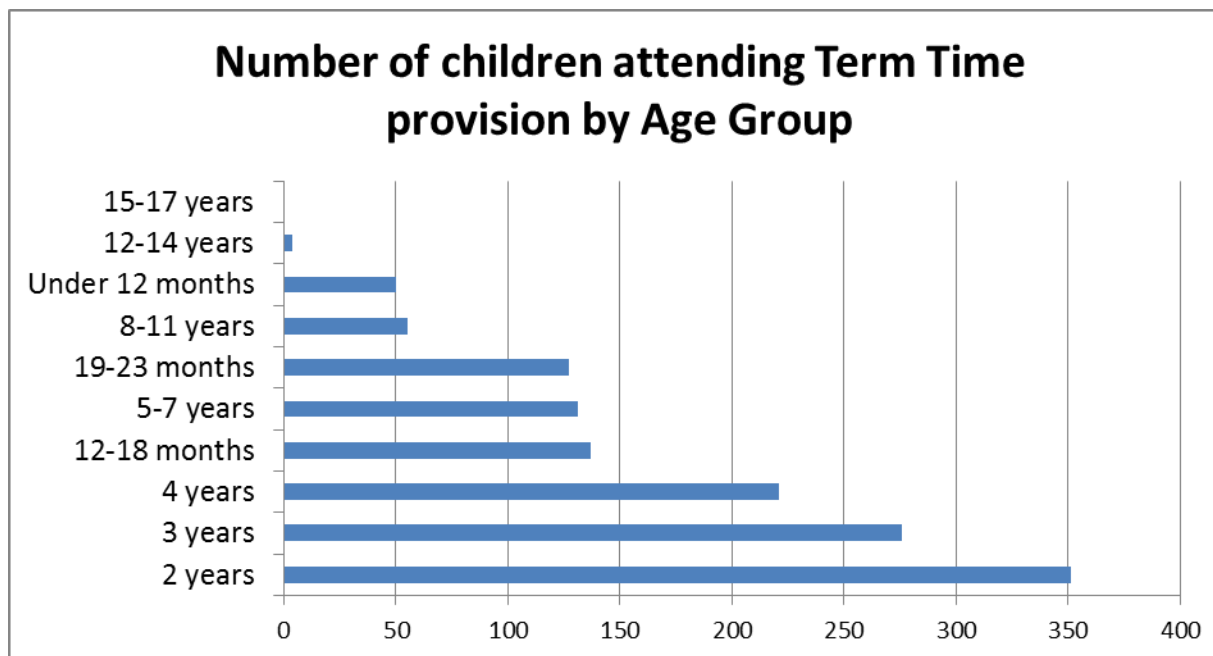
- Only 8 full day care settings provided opening times for the school holidays. They all provided full day care from 08:30am or earlier and closed at 5:15pm or later.
- Opening times and number of sessions remain the same for every school holiday apart from Christmas when only 4 settings gave opening times. 3 of these are in East Vale and 1 is in Western Vale.
- All areas have full day care that is open during the school holidays, apart from Christmas, when there is nothing available in Barry.
- Only 4 settings have provided information on the number of weeks they are open, so it is difficult to analyse this information.
- 5 settings that provide holiday day care are in English medium settings and 3 are in English with some use of Welsh settings
- An additional 4 settings provided information on the days they are open in the school holidays, which makes a total of 12 settings open in the school holidays.
- All 12 settings are open every day in each school holiday, apart from Christmas when only 8 settings are open. There are also slight variations during Easter holidays when 1 setting isn't open on a Friday and May half term, 3 settings aren't open on a Monday.

Childcare operating outside normal hours

- 10 childcare settings open before 8am during term time and this reduces to 9 during the school holidays.
- Only 1 setting opens after 6pm during term time and school holidays.
- No settings provide overnight or weekend care.
- The majority of settings operating outside normal working hours are in English medium settings (67%)
- When looking geographically, there are 3 settings operating outside normal working hours in Barry, 4 in East Vale and 3 in West Vale

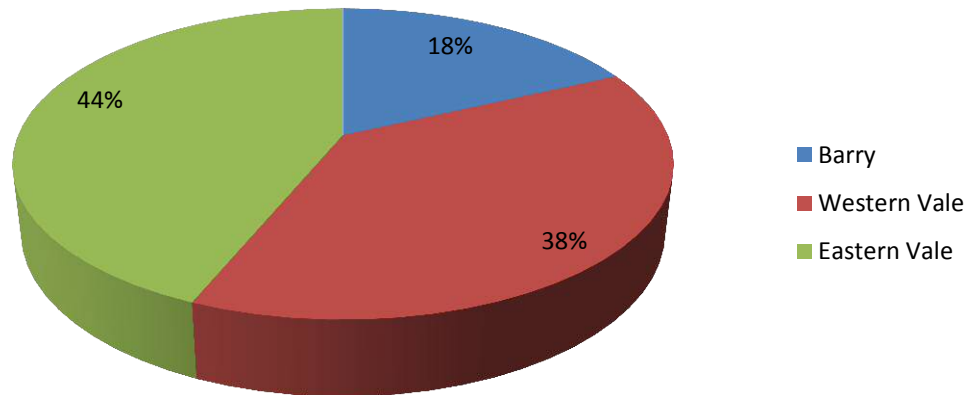
6.2.1.8 Age range of children

- Full day care settings cater for all age groups up to 14yrs of age. However, the majority catered for children age 0 – 4 years (88%).
- During term time, 1352 children attend full day care settings. The largest number of children attending are age 2yrs (26%), followed by children age 3yrs (20%).



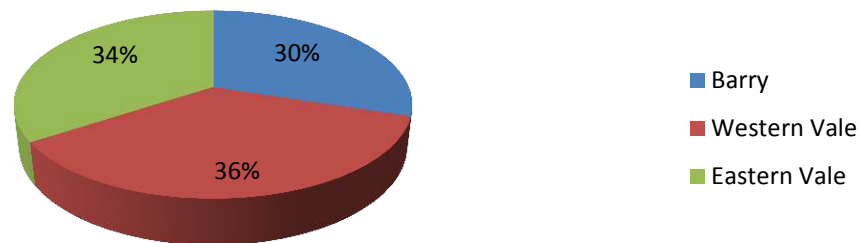
- During term time, the largest number of children attending full day care are in Eastern Vale (591 children), followed by Western Vale (517 children) and Barry (244 children).

Percentage of children attending during term time



- During school holidays, 719 children attend full day care provision.
- The age groups catered for remain the same.
- The most notable difference is that the proportion of places attended by children age 5-7 years increases from 10% to 16%
- During school holidays the number of children attending full day care is more evenly spread across areas, with 258 children attending in Western Vale, 246 children attending in Eastern Vale and 215 children attending in Barry.

Percentage of Children Attending During The School Holidays



6.2.1.9 Range of charges

- It is very difficult to analyse the charges as some settings have provided a cost per hour and some a cost per day.
- The average cost per hour for full day care is £4.34, Half day am £4.51 and half day pm £4.66.
- When looking at costs geographically, there isn't much variation. Full day care ranges vary by 5pence per hour, half day am ranges vary by 28 pence and half day pm ranges vary by 30 pence per hour.
- The only Welsh medium setting is in Western Vale and charges more per hour than the average setting: £4.57 for full day care, which is slightly above average by 24 pence. £4.90 for half day am, which is 49 pence above average and £5.20 for half day pm, 54 pence above average.
- The cheapest full day care is £4.32 in Barry in an English with some Welsh setting.
- For those that have provided a daily cost, the cheapest is in the Western Vale in an English with some Welsh setting, at £23 for full day care. The most expensive is £50 in East Vale in an English with some Welsh setting.
- For a half day am / pm, the costs range from £22.50 to £27.50.
- 11 provide a discount for siblings, ranging from 10-20% discount.
- 1 setting has said that they charge additional costs for nappies, transport, meals, snacks and trips

6.2.2. Summary of key strengths and weaknesses

Strengths

The 20 full day care settings are spread fairly evenly across the Vale. There are 3,344 places available, covering a range of sessions. This means that 3,344 places are available where parents can use employer supported childcare, tax free childcare, or the childcare element of Working Tax Credit. There is a surplus of spaces as 52% of places are filled.

All full day care settings have vacancies and they are available in all areas and in each language.

There are only 38 children on the waiting list and there are no children on the waiting list for school holidays.

Full day care offers a large range of opening times and when looking geographically, all areas contain full day care that is open all day and they all have a setting which is open from either 7am – 6pm or 7:30am – 6:30pm.

Weaknesses

There is only 1 bilingual full day care setting and it's in the Western Vale.

Only 17 children who have a special educational need or require specialist care are cared for in full day care.

It is difficult to analyse data for the maximum number of places offered and vacancies, as some settings have recorded the same number of vacancies for every type of session and they have also done this for the maximum capacity of places, which results in double counting. For example, 1 day nursery has said that they have 966 places available and only 270 places are filled. This is in the bilingual setting.

Only 1 setting opens after 6pm and no settings provide overnight or weekend care.

It was also difficult to analyse the charges but the average cost per hour is £4.34.

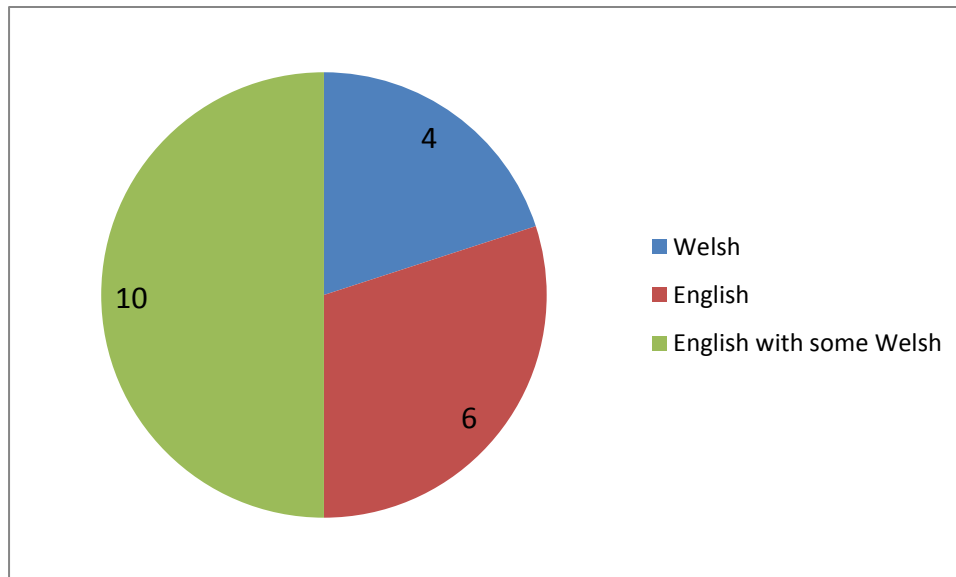
6.3 Sessional Day Care

6.3.1. Analysis of Supply of Childcare Provision

6.3.1.1 Range of Services Provided

- There are 20 sessional day care settings, 10 are English with some use of Welsh, 6 are English medium settings and 4 are Welsh medium settings.
- There are also 5 excepted sessional day care settings. 1 is a Cylch Meithrin and is Welsh medium and 4 are playgroups and are English medium with some use of Welsh.

Language Used In Registered Sessional Day Care Settings



Services offered in sessional day care settings

- All 20 registered settings offer morning sessions, 5 offer afternoon sessions, 1 offers lunch and 4 offer wrap around care.
- 9 are based in Barry, 7 in the Western Vale and 4 in East Vale
- All areas have English or English with some Welsh provision, including 8 in Barry, 5 in Western Vale and 3 in East Vale.
- All areas have Welsh provision, including 2 settings in Western Vale, 1 in East Vale and 1 in Barry.
- The 5 excepted settings all offer morning sessions. 3 are in Barry, 1 is in the Western Vale and 1 is in East Vale.



6.3.1.2 Number and type of child places filled (full time, part time, ad-hoc)

Term Time

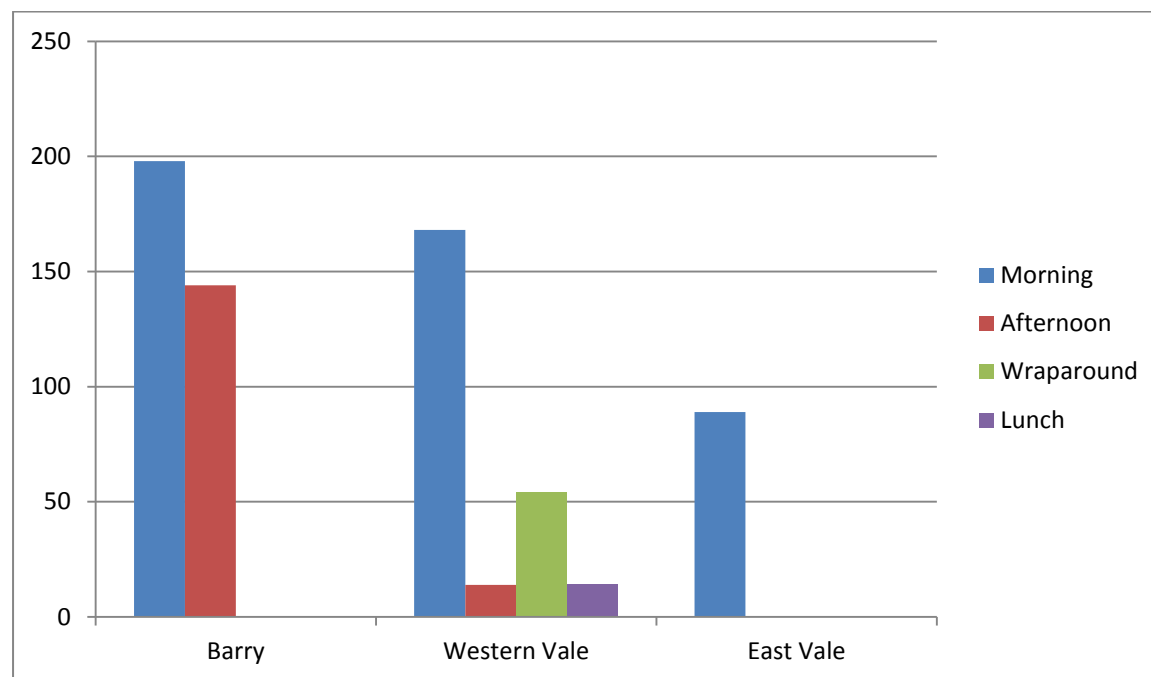
- The maximum capacity of childcare places in sessional day care is 681 places. Therefore, 681 places are available where parents can use employer supported childcare, tax free childcare, or the childcare element of Working Tax Credit
- The highest number of places are in English with some Welsh settings (46%), followed by English medium settings (30%) and then Welsh medium settings (24%)
- Services can be broken down as follows:

Places Offered and Filled in Sessional Care Settings

Service offered	Places offered		Weekly Attendance		Attendance Full Time	Attendance Part Time	Ad Hoc
Morning Playgroup/ Cylch Meithrin	455	67%	569		226	343	0
Afternoon Playgroup/ Cylch Meithrin	158	23%	121		71	50	
Wrap Around	54	8%	47		5	42	
Lunch	14	2%	6		0	6	
Other							
Total	681	100%	743		302	441	0

- The total number of places filled on a weekly basis is 743 which is 110% of places offered. This includes full time and part time places and is difficult to compare against the number of places offered.
- There are more places filled on a part time basis (59%) than on a full time basis (41%).
- The majority of places offered (67%) and places attended are on a part time basis.
- Only 7% of all places are offered for wraparound care and 2% of places are offered for lunch.
- When looking geographically, of the 681 places available, 50% of these are in Barry and 29% of these are in morning sessions. 37% of all places are in Western Vale and only 2% are in afternoon sessions. 13% are in the East Vale and there are no afternoon spaces available. See the table below:

Number of Places Offered By Area and Session Type



School Holidays

- The maximum capacity of childcare places in sessional day care in the school holidays is 108 places.
- 64 places are in English medium settings and 44 places are in English with some use of Welsh settings. There is no holiday provision through the medium of Welsh.
- 84 places are in Barry and 24 places are in Western Vale. There is no holiday provision in East Vale.
- The SASS data doesn't break down the maximum capacity of places by service offered.

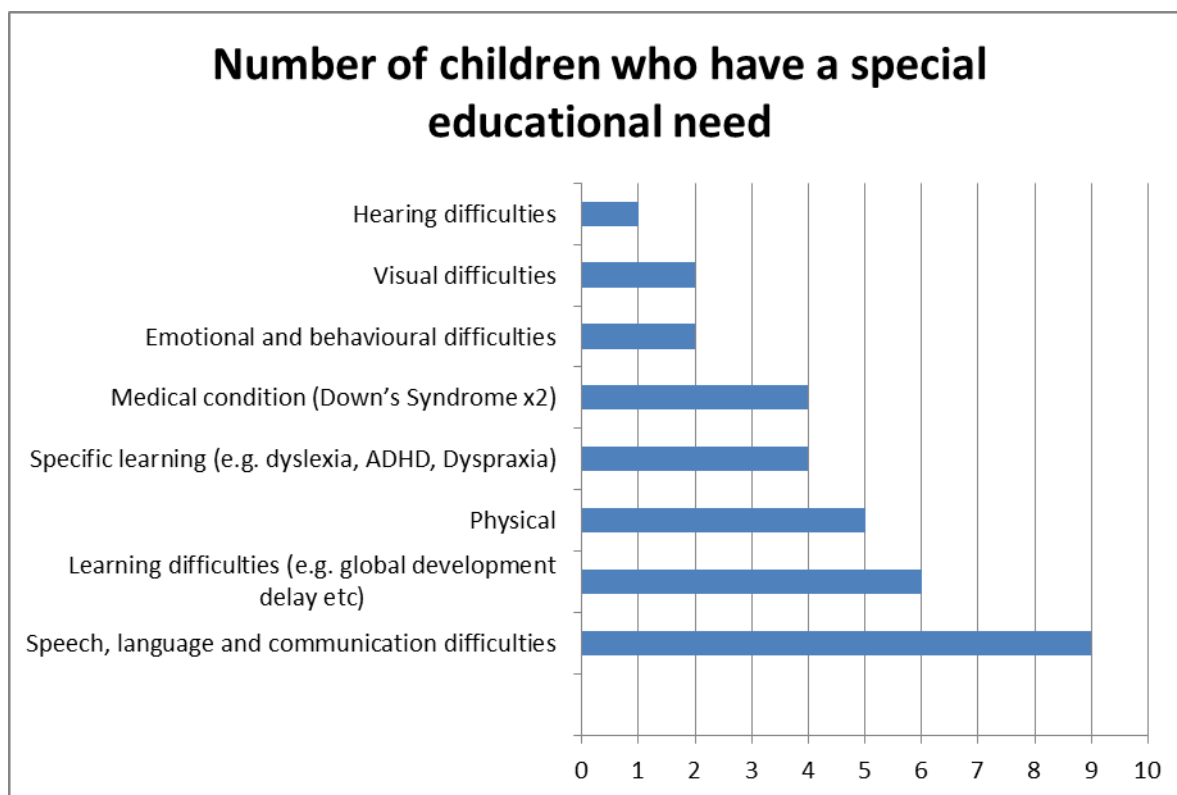
Attendance During Each School Holiday

Service offered	Weekly Attendance		Attendance Full Time	Attendance Part Time	Ad Hoc
Summer Holiday	100		37	63	
October Half Term	47			47	
Christmas Holiday	47			47	
February Half Term	47			47	
Easter Holiday	47			47	
May Half Term	47			47	
Total Number of Places Filled	335		37	298	

- The weekly attendance for the whole year for the school holidays is 335. The majority of places are attended part time (89%).

6.3.1.3 Number of places filled by children who have special educational needs or who require specialist care due to a disability

- 27 children in sessional day care have a special educational need or require specialist care due to a disability.
- 20 are in Barry, 2 in the Eastern Vale and 5 in Western Vale.
- 18 children are in English with some use of Welsh medium settings, 8 children are in English medium settings and 1 child is in a Welsh medium setting.
- The most common disabilities are speech, language and communication difficulties (9 children), Learning Difficulties (6 children), Physical (5 children).



- Only 1 child is in funded part time education and hasn't stated what they are funded for.

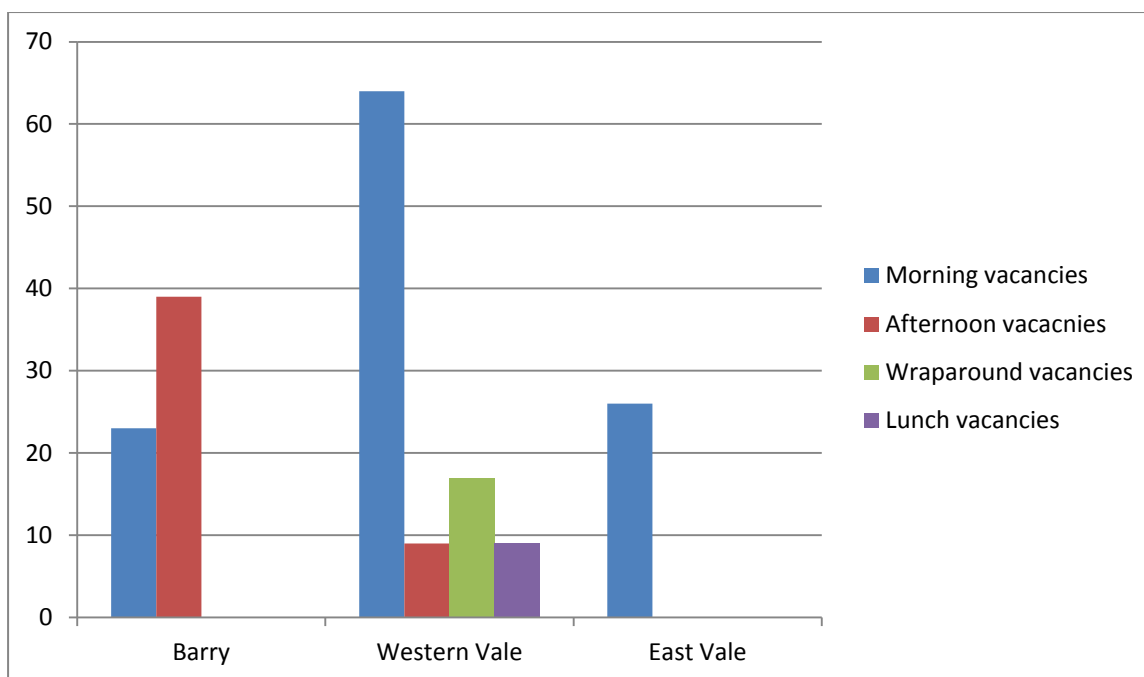
6.3.1.4 Number of Welsh language places filled

- There are 4 registered Welsh medium sessional day care settings. 2 in the Western Vale, 1 in East Vale and 1 in Barry. They have a maximum capacity of 161 places, spread over morning, afternoon, wrap around and lunch provision. 130 places are filled and the majority of places are filled on a part time basis (73%).

6.3.1.5 Vacancies and Waiting lists

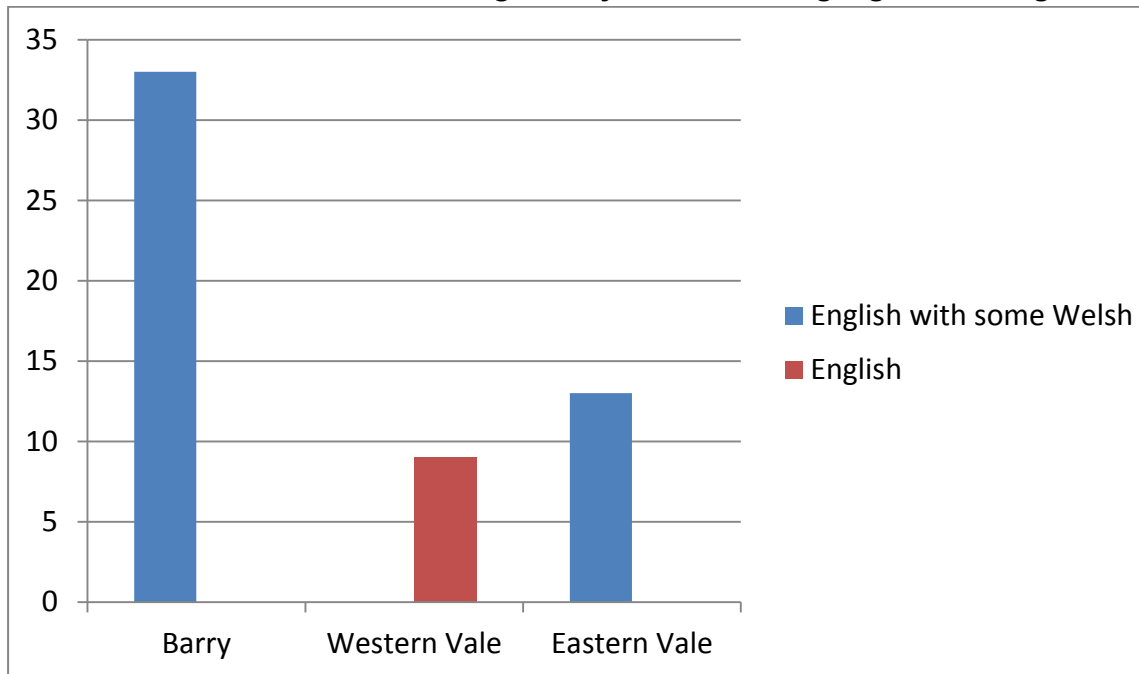
- Overall, there are 187 vacancies in registered sessional day care settings. 60% of these (113) are in morning sessions and all afternoon sessions have some vacancies. There are no vacancies in holiday provision.
- Of these, 65 (35%) are in English medium settings, 61 (33%) are in English with some Welsh settings and 55 (29%) are in Welsh medium settings.
- Western Vale has the highest number of vacancies (99), followed by Barry (62) and East Vale (26)
- There are 40 vacancies in excepted provision

Vacancies in Registered Sessional Day Care by Area



- Only 3 settings have waiting lists; 1 in Barry, 1 in Western Vale and 1 in East Vale.
- There are only waiting lists for morning sessions during term time.
- There are 55 children on waiting lists and of these, 12 children are on the waiting list for Summer Term, 25 for Autumn Term and 18 for Spring Term.
- There are 46 children on the waiting list in English with some use of Welsh settings and 9 children on the waiting list in English medium settings. There are no waiting lists for Welsh medium settings.

Number Of Children On The Waiting List By Area And Language Of Setting



6.3.1.6 Opening times, including the number offering flexible childcare hours and session lengths

Term Time

- Only 13 sessional day care settings provided opening times, so it is difficult to draw conclusions from this. However, all are open in the morning from Mon-Fri and session times generally run for 2.5 hours from 9:30 – 12 noon.
- 5 settings provided opening hours for the afternoon and they are generally from 1pm – 3:30pm.
- The 5 excepted settings all open for 1 hr 55 mins in the morning.

School Holidays

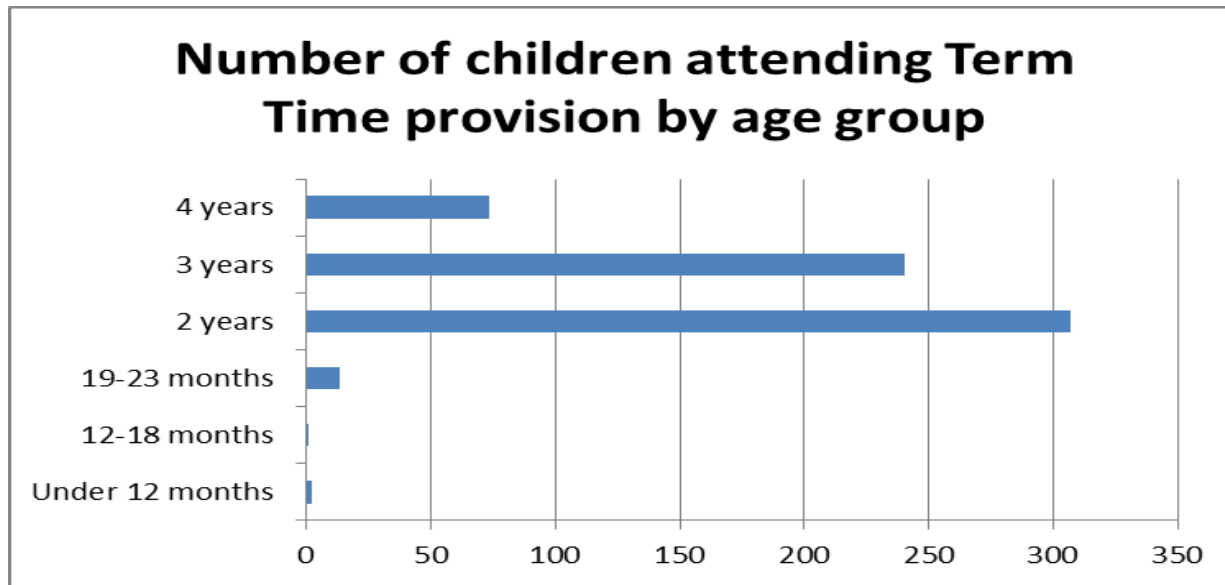
- Only 2 settings said that they are open during the school holidays. 1 is open from 8am – 6pm Mon – Fri. The other hasn't provided opening hours but is open Mon – Fri. They are both in Barry and both are English medium settings.

6.3.1.7 Childcare operating outside normal hours

- None of the settings operate outside working hours.

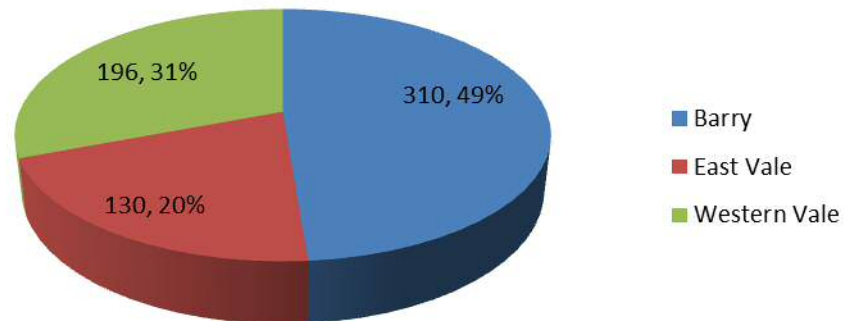
6.3.1.8 Age range of children

- All of the sessional day care settings cater for children aged 2-3 yrs.
- 15 also cater for children age 4 yrs and 8 also cater for children age 5 yrs.
- 2 cater for children age 1yr.
- During term time, 636 children attend sessional day care. The largest number of children who attend are age 2yrs (307 children, 48%).



- During term time, the largest number of children attending sessional day care is in Barry (310 children), followed by Western Vale (196) and then East Vale (130).

Number and percentage of children attending during term time by area.



- During school holidays, 67 children attend sessional day care provision. These are all in Barry.
- The age groups catered for range from 19 months to 7 yrs. However, the majority (76%) are age 2-3 yrs.

6.3.1.9 Range of charges

- Only 12 settings provided costs and it is difficult to analyse this as some have provided costs per hour and some have provided costs per session. However, it is difficult to decipher this.
- The average cost per morning session is £11 and the average cost per afternoon session is £10.50.
- As there aren't enough settings that have provided costs per session, there isn't enough data to drill down to language of setting and area.
- 3 settings provide a sibling discount. 1 setting charges additional costs for nappies, transport, meals, snacks and trips.

6.3.2. Summary of key strengths and weaknesses

Strengths

There is a good spread of sessional day care throughout the Vale. They are predominantly English and English with some use of Welsh settings but there are 4 registered Cylch Meithrin offering Welsh medium childcare and 1 excepted Cylch Meithrin. These cover each geographical area.

There are 681 available places in sessional day care and are therefore available for parents to use employer supported childcare, tax free childcare or the childcare element of Working Tax Credit. 743 places are filled.

All areas have vacancies, with the Western Vale having the highest number. There are also vacancies in settings covering English medium, English with some Welsh and Welsh medium.

Weaknesses

Only 5 settings offer afternoon care and there are none in East Vale, which could suggest a shortage of afternoon care. However, places are not full to capacity and all settings have some vacancies. There are also no waiting lists for afternoon care.

Only 4 settings offer wraparound care and 1 offers lunch care.

Only 24% of places are offered through the medium of Welsh.

Sessional care is largely offered only during term time and only 16% of places (108) are offered during the school holidays. These are all in Barry. There is no Welsh provision during the school holidays.

Of the 636 children who attend sessional day care, only 27 have a special educational need or require specialist care due to a disability. 20 of these children are in Barry (74%).

6.4 Crèches

6.4.1. Analysis of Supply of Childcare Provision

6.4.2. Summary of key strengths and weaknesses

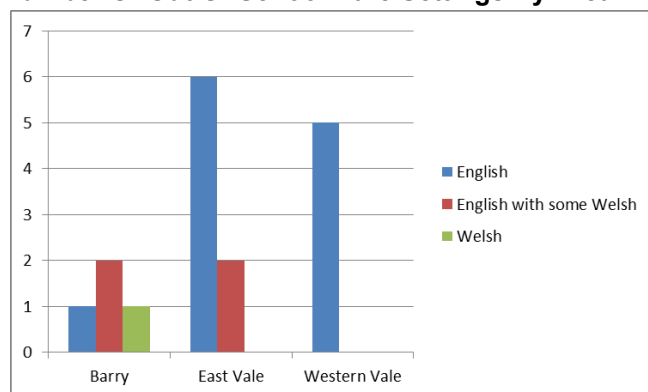
There are only 2 registered crèche in the Vale of Glamorgan and 1 excepted provision, all of which are in Barry.

6.5.1 Out of School Care

6.5.1.1 Range of Services Provided

- There are 23 out of school care settings registered with CSSIW. However, 19 of these completed the SASS, so data will be provided on these settings.
- 14 are English medium settings, 4 are English with some Welsh settings and 1 is a Welsh medium setting.
- There is no Welsh medium provision in the Western Vale. The Welsh medium setting is in Barry and of the 4 settings that provide English with some use of Welsh, 2 are in Barry and 2 are in East Vale.
- 5 out of school care settings are in Barry, 9 are in East Vale and 5 are in the Western Vale.
- There are also 18 excepted out of school care settings, offering 17 after school clubs, 2 breakfast clubs and 2 holiday care schemes.

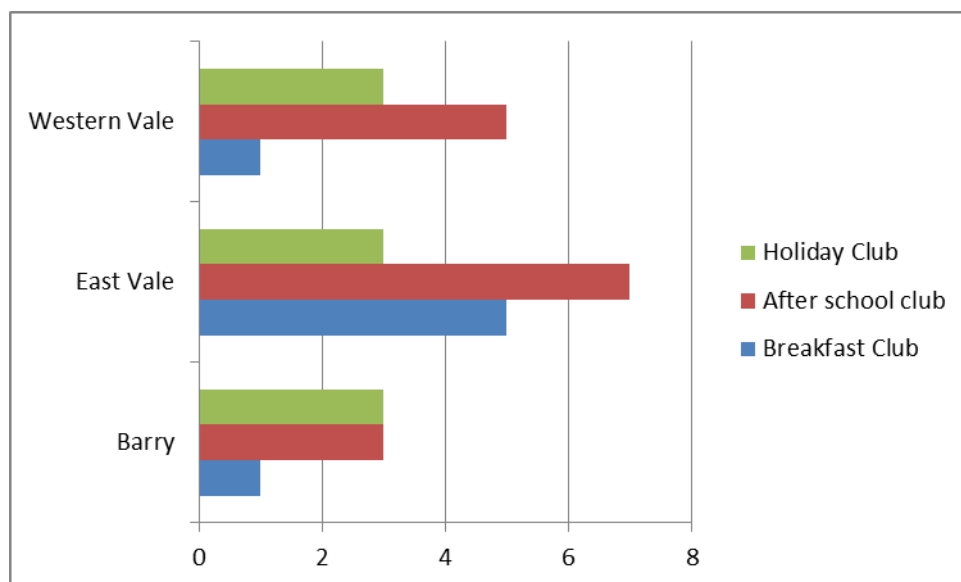
Number Of Out Of School Care Settings By Area And Language



Services offered in out of school care settings

- The out of school care settings offer 15 after school clubs, 7 breakfast clubs and 9 holidays care schemes.
- The only Welsh medium service is a holiday care scheme in Barry.
- All of the breakfast clubs are English medium.
- 12 after school clubs are English medium and 3 are English with some Welsh.
- East Vale has the highest number of services, offering 15 services (5 breakfast clubs, 7 after school clubs and 3 holiday clubs). This is followed by the Western Vale with 9 services and then Barry with 7 services.

Services Offered In Out Of School Care Settings By Area



Excepted provision

- Of the 18 excepted out of school care settings, 101 places are offered in Barry, 197 places offered in East Vale and 137 places are offered in Western Vale. However 5 settings didn't provide this information.
- 5 after school clubs are Welsh medium, 3 are in the Western Vale, 1 is in Barry and 1 is in East Vale.
- 2 holiday playschemes are specifically for children with disabilities and are based in Penarth.

6.5.1.2 Number and type of child places filled (full time, part time, ad-hoc)

Term Time

- The maximum capacity of childcare places in registered out of school care is 788 places. Therefore 788 places are available for parents to use employer supported childcare, tax free childcare or the childcare element of Working Tax Credit.
- The majority are in English settings (81%), while 19% are in English with some use of Welsh settings.
- There is no Welsh medium provision available during term time.
- The majority of places are in after school care (61%), followed by before school care (22%), other care (9%) and playschemes (8%).
- Before school care is only available in East Vale and Western Vale. Whereas after school care is fairly evenly split across the 3 areas. Playschemes are only available in Barry and East Vale.

Places Offered And Filled in Registered Out Of School Care Settings

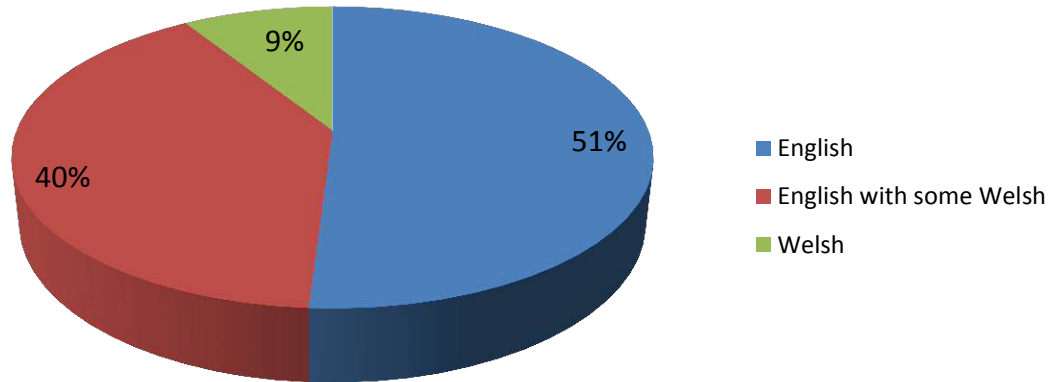
Service offered	Places offered		Weekly Attendance		Attendance Full Time	Attendance Part Time	Ad Hoc
Before School	170		177		28	145	4
After School	484		512		29	399	84
Playschemes sessions	64		61		4	57	
Other	70						
Total	788		750		61	601	88

- The total number of places filled on a weekly basis is 750, which is 95% of places offered.
- The majority of places are attended on a part time basis (80%).
- The majority of places filled are in afterschool care (68%).

School Holidays

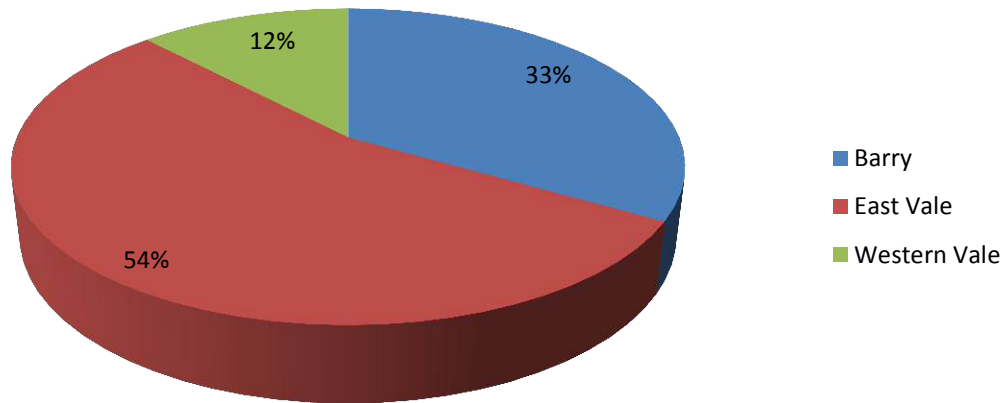
- The maximum capacity of childcare places in registered out of school care in the school holidays is 496 places, and are available for parents to use employer supported childcare and tax free childcare schemes.
- Just over half of all places are available in English settings (51%), 40% are available in English with some Welsh settings and 9% are available in Welsh settings.

Out of School Childcare Places Available In The School Holidays By Language



- The SASS data doesn't break down the maximum capacity of places by service offered.
- The majority of places are available in East Vale (54%), followed by Barry (33%) and the Western Vale (12%)

Places Available In Out Of School Care Settings In The School Holidays By Area



Attendance Throughout The Year, For Each School Holiday

Service offered	Weekly Attendance		Attendance Full Time	Attendance Part Time	Ad Hoc
Summer Holiday	446		40	135	271
October Half Term	265		33	152	80
Christmas Holiday	127		37	67	23
February Half Term	261		35	156	70
Easter Holiday	320		38	187	95
May Half Term	256		37	170	49
TOTAL NUMBER OF PLACES FILLED	1675		220	867	588

- The total attendance for the whole year is 1675. The majority of places are attended part time (52%).
- Summer holidays is the busiest holiday with 446 places filled, which is 90% of places available.
- Christmas holidays is the quietest holiday with 127 places filled, which is 27% of places available.

Excepted out of school care

- Of the 18 excepted out of school care settings, 101 places are offered in Barry, 197 places offered in East Vale and 137 places are offered in Western Vale. However 5 settings didn't provide this information.
- Information on attendance isn't available, apart from the play scheme and Teenscheme that cater for children with disabilities. Both schemes are based in Ysgol Y Deri in Penarth. Their attendance is as follows: Playschemes:
- Summer Holiday 82 children
October Half Term 43 children
Easter Half Term 39
May Half Term 39

Teenscheme:

Summer Holiday 55 children
October Half Term 20 children
Easter Half Term 23 children
May Half Term 23 children

6.5.1.3 Number of places filled by children who have special educational needs or who require specialist care due to a disability

- Only 43 children in out of school care settings have a special educational need or require specialist care due to a disability.
- 26 are in Barry, 16 in East Vale and 1 in Western Vale.
- 30 children are in English medium settings, 5 are in English with some use of Welsh settings and 5 are in Welsh settings
- Settings care for children covering all areas of disability except Visual difficulties. The most common disabilities are Emotional and Behavioural difficulties, followed by medical conditions and speech, language and communication difficulties.

Excepted out of school care

- As mentioned above, 137 children attended the play scheme and Teenscheme during the Summer holidays and they attended 1,195 sessions. These schemes are specifically for children with disabilities and are funded through Families First Disability Strand funding. They run in Ysgol Y Deri School in Penarth and are currently going through the process of being registered with CSSIW.

6.2.1.4 Number of Welsh language places filled

- There is only 1 Welsh out of school care setting that is based in Barry. It has a capacity for 45 places. In the summer holidays 36 places are filled on a part time basis and 15 on an ad hoc basis. Attendance remains fairly the same for the other school holidays.
- There is another Welsh holiday care scheme open for the first 2 weeks of the summer holidays and is based in Barry. However they have not completed the SASS form.

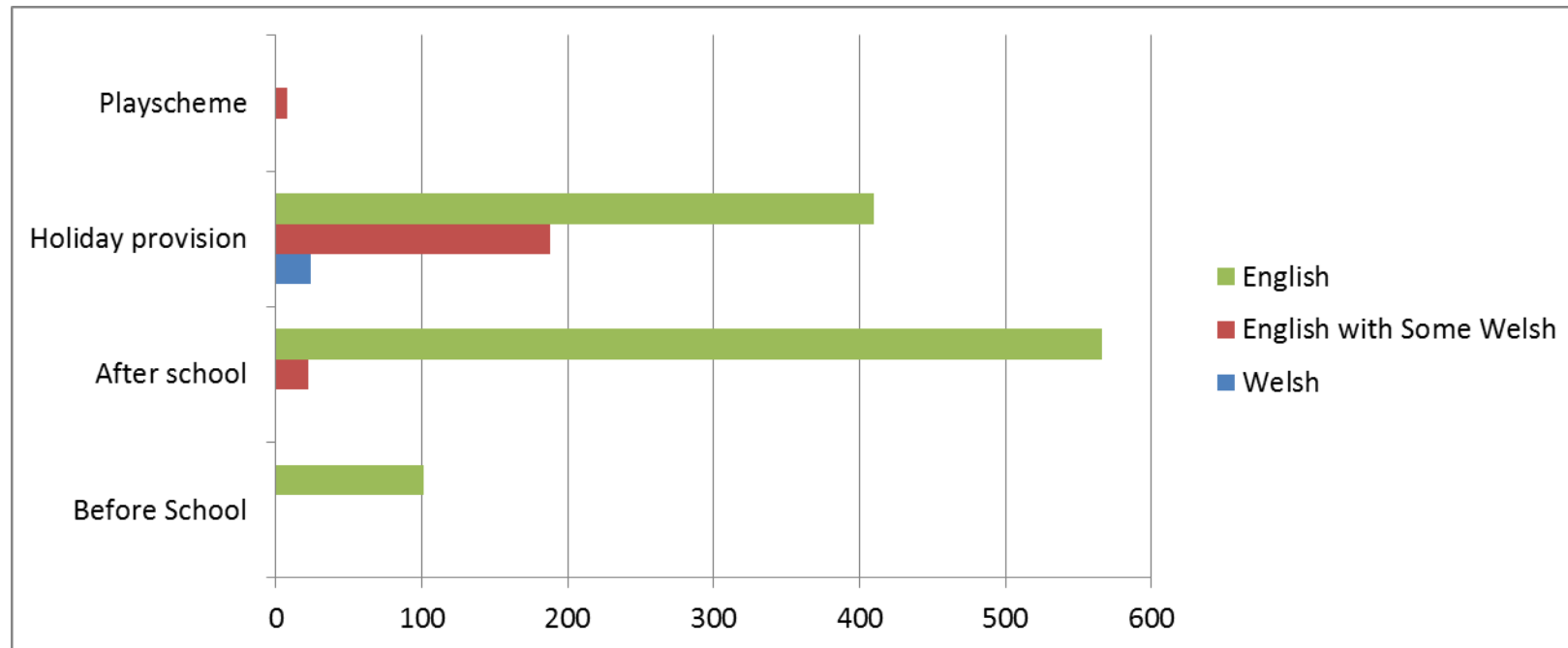
Excepted Provision

- There are 5 Welsh medium after school clubs. 1 is in Barry, 1 is in East Vale and 3 are in Western vale.
- They have 88 places available. However 2 settings have not provided this information. They currently care for 212 children.

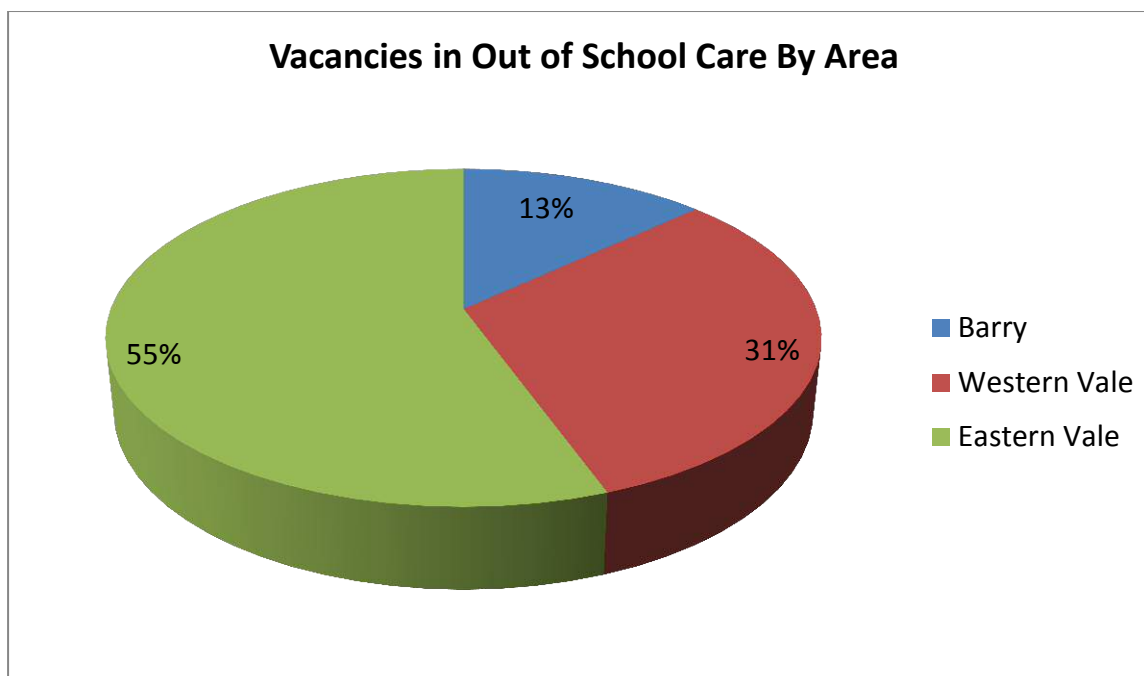
6.5.1.5 Vacancies and Waiting lists

- Overall, there are 1,319 vacancies in out of school care settings.
- Of these, 1077 (82%) are in English medium settings, 218 (16%) are in English with some use of Welsh settings and 24 (2%) are in Welsh medium settings.
- The highest number of vacancies are in Holiday Provision (622, 47%), followed by after school (588, 44%), then before school (101, 8%) and finally play scheme sessions (8, 0.6%).

Vacancies in Out of School Care by Service and Language of Setting



- East Vale has the highest number of vacancies (723, 55%), followed by Western Vale (414, 31%) and then Barry (174, 13%)



- Only 2 settings had waiting lists and only 6 children were on the waiting list. They were all for after school provision in English medium settings and included 2 children in Barry and 4 children in East Vale

Excepted Provision

Vacancy information hasn't been provided for excepted provision

6.5.1.6 Opening times, including the number offering flexible childcare hours and session lengths

Term Time

- During term time, out of school care settings open before school and/or after school. 7 settings have provided opening times before school and they all open at 7:30am except 1 that opens at 8:15am.
- They all close between 8:10am and 9am.

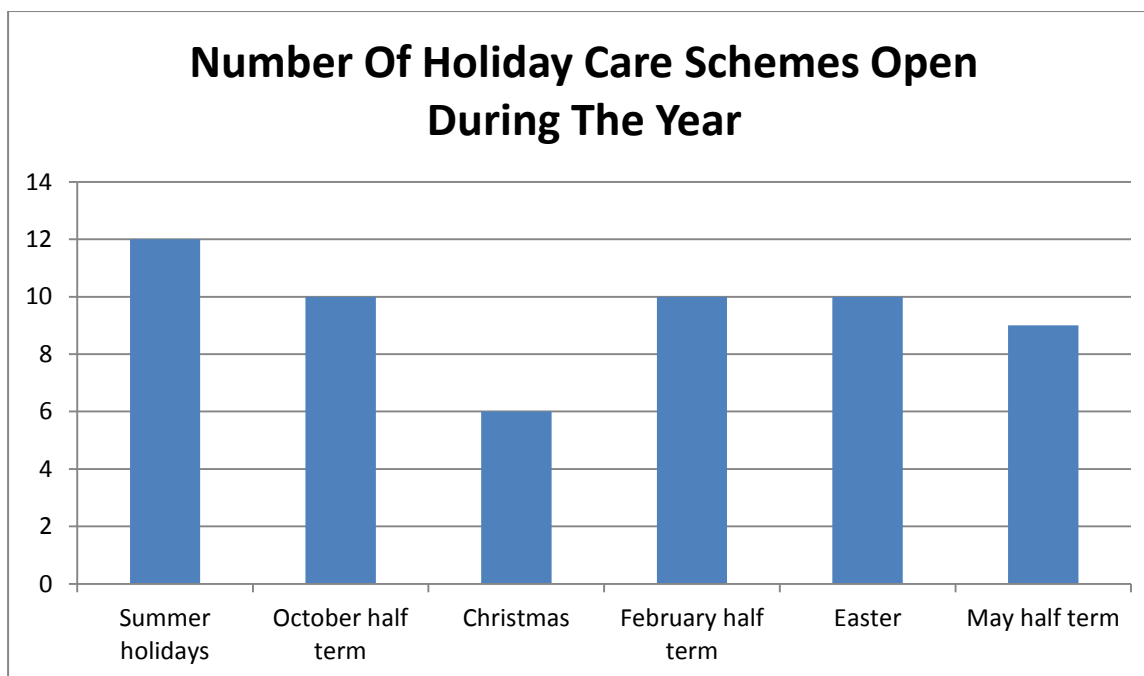
- The Welsh medium provision in Barry only offers after school provision.
- 15 settings have provided opening times for after school care. They all open between 3pm and 4pm, except 1 that opens at 4:30pm. They all close between 4:30pm and 6pm.
- The longest session is 3.5 hours.
- They all open Mon-Fri except 1 after school care setting that doesn't operate on a Friday.

Excepted Provision

There are also 5 excepted after school clubs that are open during term time. They all run for just under 2 hours. They are all Welsh medium and are located in Barry (1), East Vale (1) and Western Vale (3)

School Holidays

- 12 settings provided opening hours for the summer holidays. This reduced to 6 for Christmas holidays, 10 for Easter, February, October and 9 for May half term.



- The longest opening hours were from 7:30am – 6:30pm. The majority of others open from 8am – 6pm. However, 1 opened until 7:30pm.
- When looking geographically at provision in the summer holidays, there are 4 settings open in Barry, 5 in East Vale and 3 in Western Vale
- The only Welsh medium provision is in Barry and is open 8:30am – 5:30pm. It isn't open at Christmas.
- The majority of holiday care schemes are open Mon – Fri. However 1 setting doesn't open on a Friday.

Excepted Provision

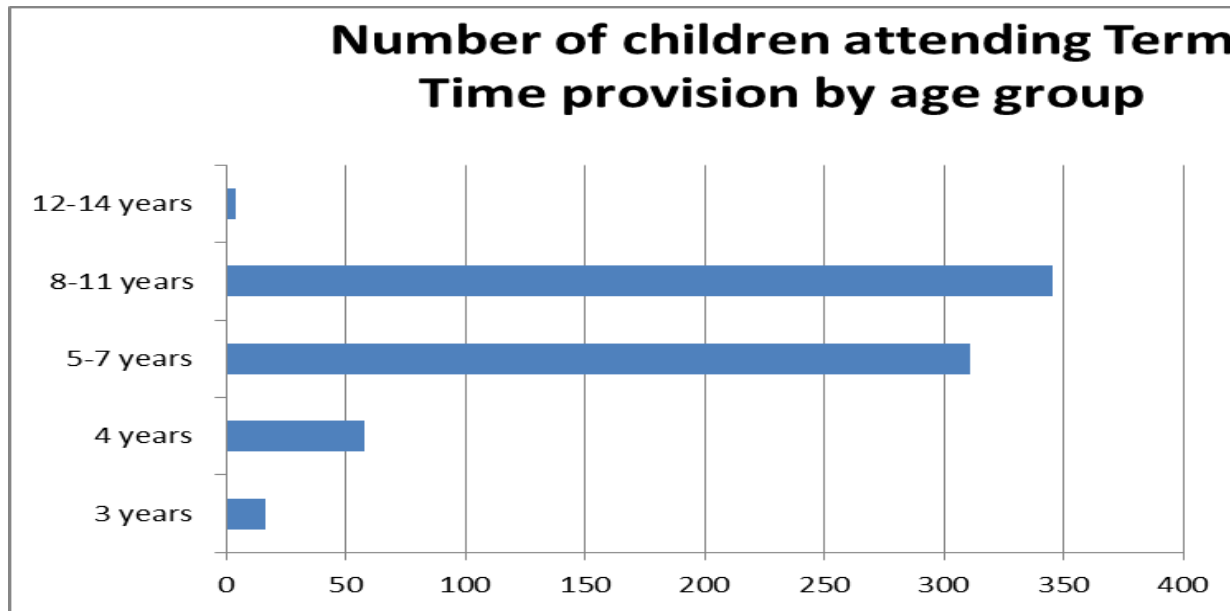
- There are 2 holiday schemes specifically for children with disabilities that operate in all school holidays apart from Christmas. They operate from 10am – 11:55am and then 1pm to 2:55pm.

Childcare operating outside normal hours

- 4 out of school care schemes open before 8am during term time, all of which are English medium settings. 3 are based in East Vale and 1 is in West Vale.
- 2 open before 8am in the school holidays, 1 is an English medium setting based in Barry and 1 is English with some Welsh, based in East Vale.
- 1 setting is open after 6pm during term time and 2 are during the school holidays. They are all based in East Vale.
- There are no settings providing overnight or weekend care.

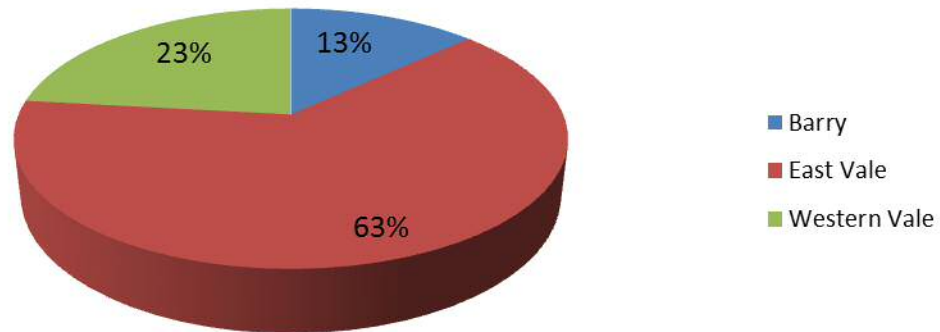
6.5.1.8 Age range of children

- Out of school care caters predominantly for primary school age children from 4-11years. However, 16 children age 3 years and 6 children age 12 – 14 years are also cared for.
- The largest number of children attend in the age group 8-11 years (345 children), closely followed by 5-7 years (311 children). 58 children age 4 years attend.

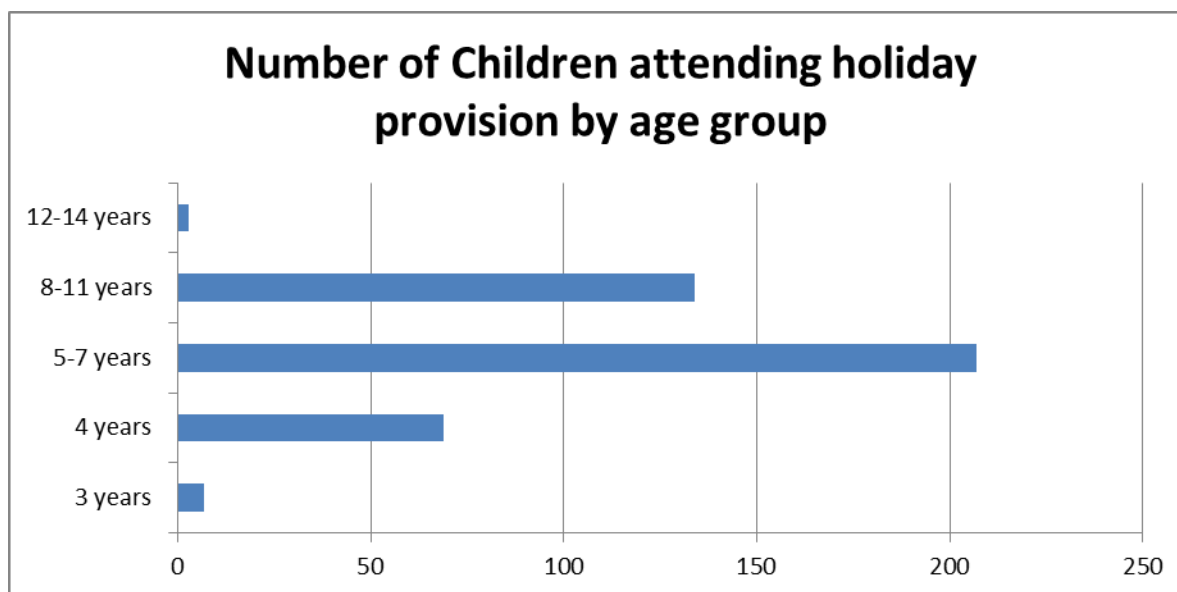


- 735 children attend during term time in total. When looking geographically, 99 children attend in Barry, 465 children attend in East Vale and 171 children attend in the Western Vale.

Percentage of children attending during term time by area



- 637 children attend English medium care and only 68 children attend English with some Welsh care.
- During school holidays, 420 children attend holiday provision. Children are slightly younger on the whole than attendance during term time as the largest number of children attending is the age group 5-7 years when 207 children attend (49%).



- During school holidays the number of children attending holiday provision is more evenly spread across areas, with 137 children attending in Western Vale, 140 children attending in Eastern Vale and 148 children attending in Barry.

Excepted Provision

- There are 2 holiday play schemes that cater specifically for children with disabilities. The play scheme caters for children age 4-11 years and the Teenscheme caters for children age 12 – 18 years.

6.5.1.9 Range of charges

- It is very difficult to analyse the charges as some settings have provided a cost per hour and some a cost per day.
- The average cost per hour before school ranges from £4 - £5.50, after school ranges from £3 - £5 and holiday provision ranges from £2.66 - £3.25 per hour.
- The only Welsh medium setting charges £2.22 per hour during the holidays.
- 11 provide a discount for siblings, ranging from 5-20% discount.
- 3 settings have said that they charge additional costs for nappies, transport, meals, snacks and trips and 2 charge a registration fee.

Excepted Provision

- The 4 after school clubs charges range from £2 per hour to £3.25.

6.5.2. Summary of key strengths and weaknesses

Strengths

There is a good spread of out of school provision offering 15 after school clubs, 7 breakfast clubs and 9 holiday care schemes.

There are a total of 788 places offered during term time in after school care, breakfast care and playschemes. Therefore, parents can use the childcare element of Working Tax Credit or tax free childcare schemes. On a weekly basis, 750 places are filled, which is 95% of places being offered. The majority of places are offered on a part time basis (80%).

There are vacancies in term time provision, the highest number being in the Eastern Vale (723). Only after school clubs have a waiting list and there are only 6 children on the waiting list.

Holiday provision has a maximum of 496 places spread throughout the Vale and summer holidays is the busiest holiday with 90% of places filled. All areas of the Vale have vacancies.

Holiday care offers a cheaper form of childcare, as the average costs per hour is £2.66 - £3.25.

Weaknesses

There is only 1 registered Welsh out of school provision and this provides holiday childcare and is based in Barry. It has 24 vacancies. However, there are 5 excepted Welsh medium after school clubs.

There are no breakfast clubs in Barry. However, the majority of schools in Barry offer the free school breakfast initiative.

The majority of holiday provision is in the East Vale (54%).

Only 43 children who have a special educational need or require specialist care due to a disability, are cared for in registered provision and the majority are in Barry (60%). However, there are 2 Playschemes specifically for children with disabilities, catering for children age 4-18 years. They run during all of the school holidays apart from Christmas

Only 4 breakfast clubs open before 8am and none of these are in Barry and only 2 holiday care settings open before 8am. Only 1 setting is open after 6pm during term time and 2 in the school holidays and they are all in the East Vale.

None provide overnight or weekend care.

Attendance during term time isn't evenly spread across the Vale, as only 99 children attend in Barry (13%), compared to 465 children in East Vale and 171 in Western Vale.

6.6 Open Access Play Provision

6.6.1. Analysis of Supply of Childcare Provision

Summarise the key findings from the consultation undertaken with providers, drawing upon the evidence in Annex 6. Consideration to be given to the following, to include geographical distribution and language category:

- **Range of services provided**

The Vale Play Development Team provide regular open access Playschemes and play ranger sessions during the school holidays. In the summer holidays 2016, 8 schemes ran, 3 were Playschemes and 5 were play rangers.

Playschemes

These are run in community buildings such as schools, churches and community centres. They target 5-11 year olds are usually run for 1 hour and 55 minute per session. During the session children can choose to participate in activities such as arts and crafts, board games, water play and sports.

Of the 3 Playschemes that ran during the summer holidays, 1 was in East Vale over 4 mornings and 2 were in Western Vale over 5 mornings and 3 afternoons.

Play Rangers

These sessions are for children aged 5-11 years. Adults can attend the sessions with their children. Play Rangers sessions take place outdoors in parks and open spaces. Activities include den building, clay modelling, bug shelters and tree climbing. During the summer holidays there were 5 play rangers schemes, 2 took place in East Vale, 1 in Barry and 2 in Western Vale. 23 sessions were held in total

Fun Days

The Play Development Team also run regular family fun days throughout the Vale. It's difficult to gauge the number of children attending these events, but over the summer 2016, over 1,400 children attended.

Playschemes and play rangers do not run during other half term holidays this is due to funding.

- **Number and type of child places filled (full time, part time, ad-hoc)**

292 children attended the Playschemes and play rangers. 55 attended in Barry, 132 attended in the Western Vale and 105 attended in East Vale.

Playschemes

128 children attended the summer Playschemes. 52 in East Vale and 76 in Western Vale. These were all on a part time basis.

Play rangers

164 children attended the summer play rangers. 55 in Barry, 53 in East Vale and 56 in Western Vale. These were all on a part time basis.

- **Number of places filled by children who have special educational needs or who require specialist care due to a disability**

All children requiring extra support would attend Ysgol Y Deri play scheme.

- **Number of Welsh language places filled**

The schemes are English medium. There were no Welsh speaking staff during the summer

- **Vacancies and Waiting lists**

The schemes don't have waiting lists as they are not pre-bookable. Children turn up on the day and register. The capacity of children depends on the number of staff available.

- **Opening times, including the number offering flexible childcare hours**

The play schemes run from 10am – 11:55am and then 1pm – 2:55pm. They run during the summer holidays Mon – Fri.
The Play Rangers sessions run at the same times.

- **Range of session lengths**

During the summer there were 9 morning sessions and 3 afternoon sessions in the Playschemes. There were 23 afternoon sessions for play rangers.

- **Age range of children**

All sessions are for children age 5-11 yrs. However, generally children who attend are age 5-8 years.

- **Range of charges**

The Play Rangers and Playschemes are free.

6.6.2. Summary of key strengths and weaknesses

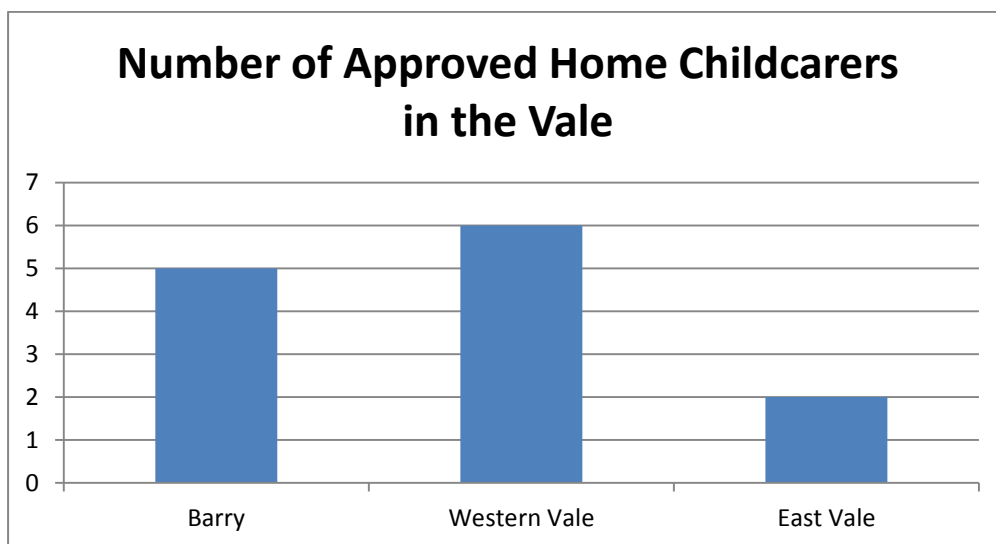
Key strengths are partnership working with other organisations to support and fund children's play e.g. Vale Food Bank, Communities First, Town and Community Councils, United Welsh Housing, Sports Development Team.

However, weaknesses are that there is no long term funding available, limited staffing, no strategic planning for play and short term expectations don't get the buy in from the public.

6.7 Nanny

6.7.1. Analysis of Supply of Childcare Provision

- There are 13 approved home childcare providers in the Vale as at the 28 November 2016. Unfortunately none of them want their information to be made available to the public, as they don't have spaces. None of them completed the SASS forms and therefore, the information is very limited.
- 5 are based in Barry, 6 are based in East Vale and 2 are based in Western Vale.



6.7.2. Summary of key strengths and weaknesses

Unfortunately there aren't any Approved Home Childcares that are available for us to promote as a Family Information Service. The 13 that are currently approved all care for children and do not have vacancies.

Information supplied from the CSSIW is very minimal and only contains their contact details and address. If the Approved Home Child carer doesn't have spaces, it is very difficult to get them to provide us with any information as to the number of children they currently care for, operating hours, costs etc.

We will add this to our Action Plan, to try and encourage them to provide us with information.

7. Understanding the Needs of Parents/Carers

Contents

Background

Methodology

Analysis

Reasons for not using childcare

Section for parent to be or on maternity/ paternity leave or adopting/ on adoption leave and/ or you intend to use childcare for your child/ children in the future

Reasons for using Childcare

Entitlement to Early Years Education

Entitlement to Flying Start

Financial Support

Childcare that you use for your child/ children

Welsh Language

Profile of Respondents

Background

This survey was carried out as part of the Council's duties under the Childcare Act 2006. Residents were asked questions about many aspects of childcare in the Vale such as what childcare they use, what they look for in childcare and what they feel needs improving. The aim of the survey was to establish whether there was sufficient childcare in the Vale and what aspects need to be improved.

Methodology

The consultation was open from Thursday 1 September until Friday 14 October 2016. The consultation targeted parents or carers with a child from birth to 18 years old, or those expecting a child. There were a total of 207 responses.

In order to raise awareness and promote the survey it was a feature image on the front page of the Council website multiple times throughout the 6 week period. Additionally, it was promoted on social media.

Analysis

Current status of respondents:

Parent/ Carer in work (not expecting a baby)	155 (75%)
Parent/ Carer not in work	29 (14%)
Parent/ Carer expecting or on maternity/ paternity leave with additional children.	12 (6%)
Expecting or on maternity/ paternity leave with my first child	4 (2%)
Parent/ Carer seeking work (not expecting a baby)	4 (2%)
Parent/ Carer in education or training (not expecting a baby)	2 (1%)

Number of children and age range. Percentage shows amount of respondents who selected each age/ number of child.

Age of child/ children	1	2	3	4
Under 12 months	14 (6.7%)	-	0.5%	-
12 – 18 months	9 (4.3%)	-	-	-
19 – 23 months	20 (9.6%)	-	-	-
2 years	37 (17.9%)	-	-	-
3 years	25 (12.1%)	3 (1.4%)	-	-
4 years	24 (11.6%)	1 (0.5%)	-	-
5 – 7 years	64 (31%)	13 (6.3%)	1 (0.5%)	-
8 – 11 years	58 (28%)	13 (6.3%)	1 (0.5%)	-
12 – 14 years	24 (11.6%)	4 (1.9%)	1 (0.5%)	-
15 – 17 years	16 (7.7%)	-	-	-
N/A	-	-	-	1 (0.5%)

There are a total of 375 children. Please see Excel tab 'Number and age of children' for more information.

Disability

29 (14%) respondents have a child with a disability or additional learning needs. The table below shows the selected disabilities or ALN. The percentages are calculated from the amount of respondents who have a child/ children who have a disability or ALN.

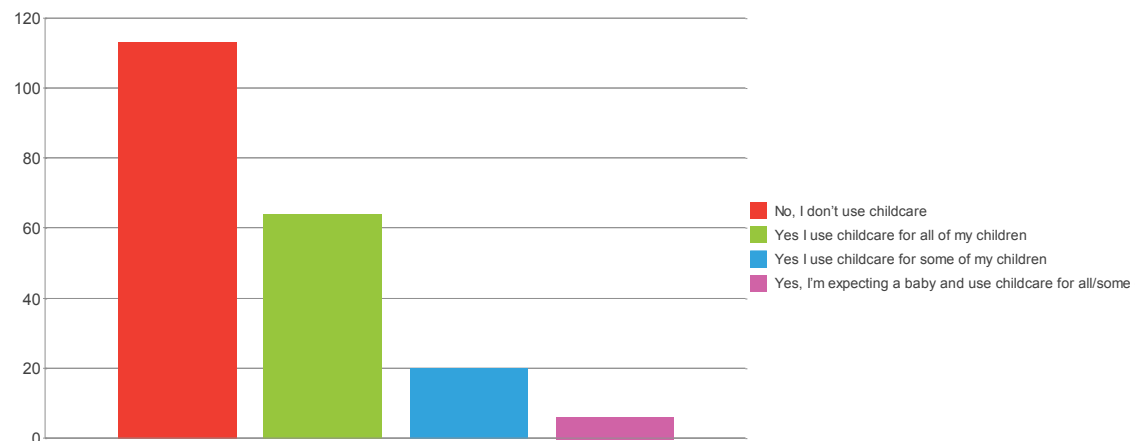
Emotional and behavioural difficulties	17 (59%)
Speech and language difficulties	16 (55%)
Another medical condition	14 (48%)
- 1 with ASD Asperger's Syndrome, 1 with Dyspraxia	
- Asd dyspraxia and puca asthma	

Learning difficulties	11 (38%)
Specific learning (dyslexia)	6 (21%)
Hearing difficulties	5 (17%)
Visual difficulties	4 (14%)
Physical	4 (14%)
Other	4 (14%)
N/A	1 (3%)

Other disabilities or additional learning needs were listed as:

- Genetic condition
- Platelet defect
- Down's syndrome, CAVSD Fallots tetralogy, pulmonary stenosis, hypermobility
- Heart condition
- Type 1 diabetes
- ADHD
- ADHD
- ADHD
- ADHD and suspected ASD
- Eczema
- Autism chromosome abnormalities
- Autism
- Cerebral Palsy
- Complex needs (learning disability, speech and language, physical)

Childcare



Reasons for not using childcare

133 respondents were directed to this section because of their response to the previous question and an extra 4 would have been directed by default as they did not respond to the this question, making a total of 137 (66.2%).

Number and age of children who are not in childcare:

Age	1	2	3
Under 12 months	10 (4.8%)	-	1 (0.5%)
12 – 18 months	6 (2.9%)	-	-
19 – 23 months	5 (2.4%)	-	-
2 years	9 (4.3%)	-	-
3 years	12 (5.8%)	2 (1%)	-
4 years	12 (5.8%)	-	-
5 – 7 years	43 (20.8%)	8 (5%)	1 (0.5%)
8 – 11 years	41 (19.8%)	10 (4.8%)	-
12 – 14 years	17 (8.2%)	4 (1.9%)	1 (0.5%)
15 – 17 years	15 (7.2%)	-	-
N/A	4 (1.9%)	-	1 (0.5%)

The total number of children not in childcare is 230. For more information please see Excel tab 'Children not in childcare'.

Reasons for not using childcare:

Childcare is too expensive	49 (37.1%)
My partner/family/friends look after my children	40 (30.3%)
I am/my partner is a stay at home parent and I have no need for childcare	30 (22.7%)
My children are old enough to look after themselves	16 (12.1%)
Other	12 (9.1%)
There is no wrap around or after school club at my child/children's school	10 (7.6%)
N/A	8 (6.1%)
There is no childcare available at the times that I need it	7 (5.3%)
There is no childcare that can cater for my child's/ children's additional needs	5 (3.8%)
There is no childcare that is in the right location	2 (1.5%)
I have problems with transport	2 (1.5%)
There is no suitable Welsh medium provision	2 (1.5%)
There is no childcare that can cater for my child's/ children's cultural needs	1 (0.8%)

The main reason noted under *Other* was because respondents had flexible working hours, worked only during term time, or worked part time.

Work:

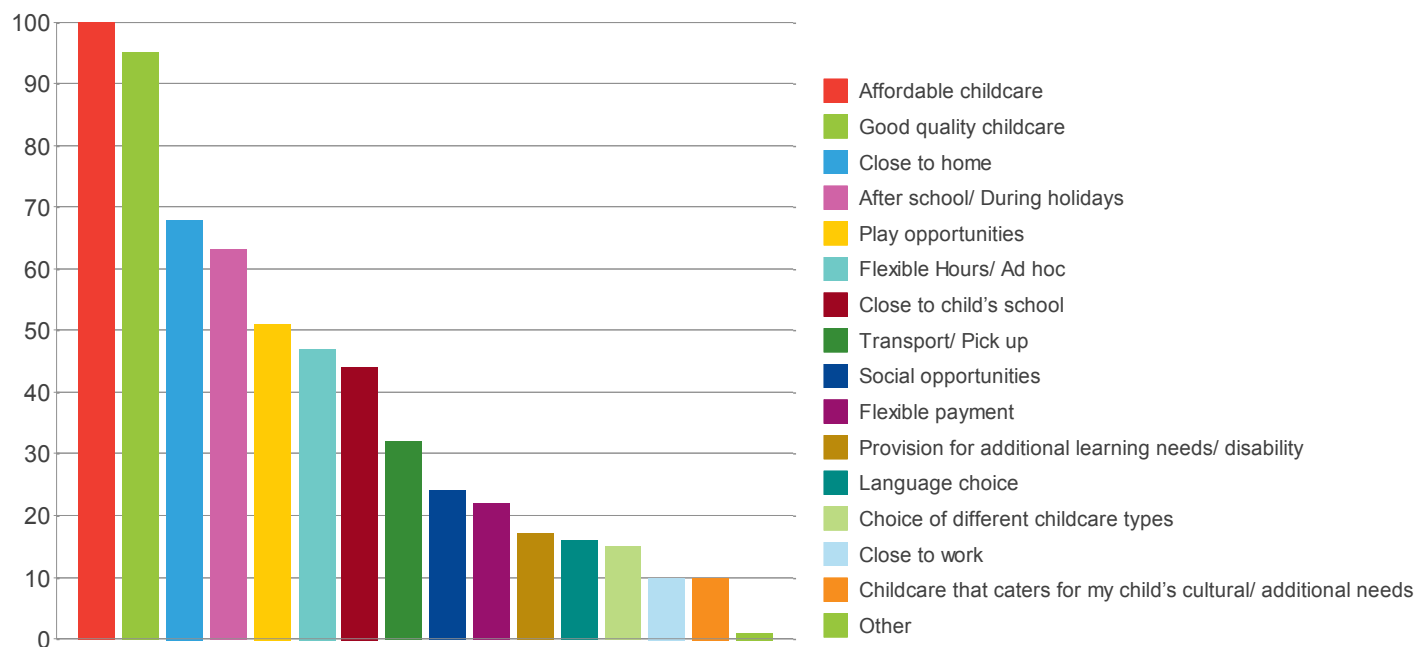
- I am a childminder
- My work finished in time for me to collect them from school
- I work around my child's times in school
- Flexible working

- I have a term time only contract in work. Working 30 hours a week
- Rydw i'n gweithio rhan amser a mae gan fy ngwr waith hyblyg felly rydym gallu ymdopi heb ofal plant/ I work part-time and my husband can work flexibly so we can cope without childcare
- I work from home so can be flexible while my children are here
- Not required as i work in the school that my children attend

Further responses were:

- Currently on maternity leave
- We do not feel childcare is good for the children

The main aspects that respondents look for in childcare are:



Other:

- CSSIW Report

Of the 12.7% (16) of respondents who selected *Language choice* as an aspect of childcare that they would look for, their preferences were:

English medium	13 (81.3%)
Welsh and English medium	9 (56.3%)
Welsh medium	2 (12.5%)

When asked at what a time there was no childcare available when you need it, the most responses regarding were:

N/A	72 (52.6%)
Don't know	20 (14.6%)
Weekend	18 (13.1%)
Before 8am	15 (10.9%)
After 6pm	9 (6.6%)
Other	8 (5.8%)
Over-night care	4 (2.9%)

Other:

- During the day
- After school (Gwaun y Nant and for Year 7 pupils mentioned specifically)
- After 'After School Club'
- School holidays

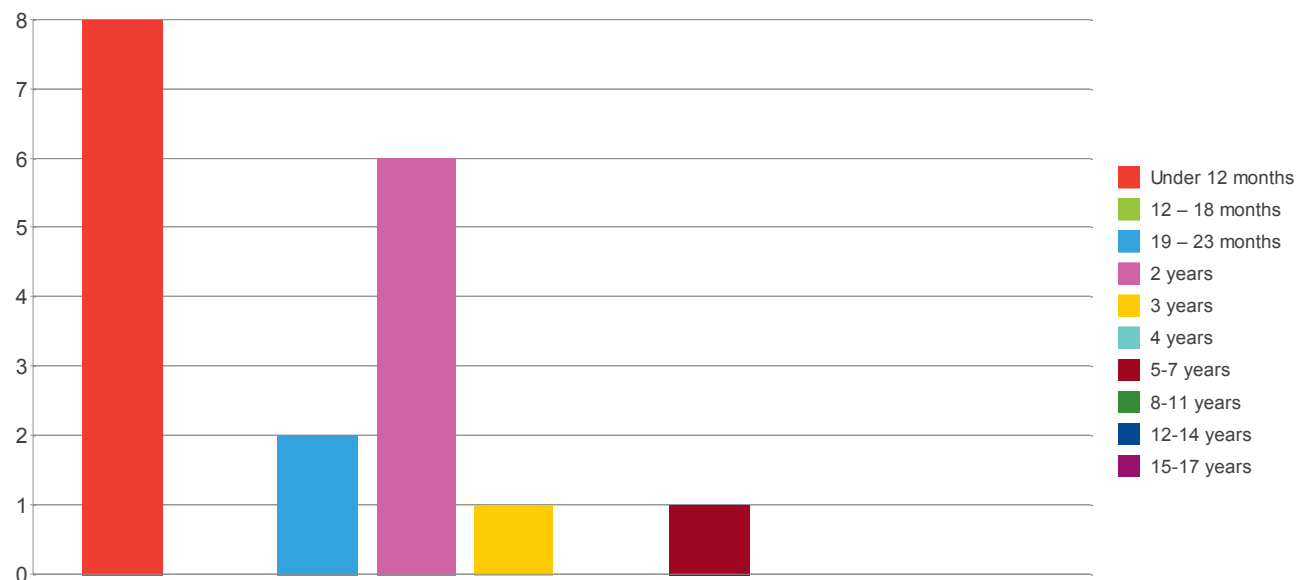
To be directed to the appropriate next section, respondents were asked to select an option:

I do not use any childcare for any of my children	100 (73%)
I currently use childcare for some of my children (including family/ friends)	23 (16.8%)
I currently use childcare for some/ all of my children and intend to use childcare for another child/ children	7 (5.1%)
I don't use childcare for any of my children but intend to use childcare for my new child/ children	3 (2.2%)

Section for parent to be or on maternity/ paternity leave or adopting/ on adoption leave and/ or you intend to use childcare for your child/ children in the future

16 respondents were directed to this question because of answers they have given in previous routing questions. 4 were directed by default because of not answering questions. That makes a total of 20 (9.7%) respondents for this section and the below percentages have been based on that figure.

The graph below shows the percentage of how many children and at which age they will need childcare:



Childcare Type

Family and/ or friends	7 (39%)
Childminder	6 (33%)
Day care	6 (33%)
Crèches	3(17%)
Out of school care	1 (6%)
Nanny	1 (6%)

Childminder (based on the 6 who chose this type of childcare):

Wrap around a part time Early Education placement (playgroup/ school/ nursery)	3 (50%)
Full day care	2 (33%)
Half day care am	1 (17%)
Other	1 (17%)

Other:

- Depends on university timetable

Day care (based on the 6 who chose this type of childcare):

Full day nursery	5 (100%)
Crèche	1 (20%)
Holiday provision	1 (20%)
Playgroup/ Cylch Meithrin am	1 (20%)

Crèche (based on the 3 who chose this type of childcare):

Full day care	2 (67%)
Mornings only	1 (33%)

Out of School Care (based on the 1 who chose this type of childcare):

Before school (breakfast club)	1 (100%)
After school	1 (100%)
Holiday childcare throughout the day	1 (100%)
Ad-hoc	1 (100%)

Nanny - Voluntary Approval Scheme (based on the 1 who chose this type of childcare):

Full Day Care	1 (100%)
Wrap around a part time Early Education placement (playgroup/ nursery/ school)	1 (100%)

Main reasons for using childcare are:

- I go/ will be going to work: 16 (89%)
- I am/ will be seeking training or education opportunities: 1 (6%)
- Social or learning benefits for my child: 1 (6%)

Percentage of prospective parents and the times they selected they will be needing childcare in the future:

	Mon	Tues	Wed	Thu	Fri	Sat
All day 8.00 – 18.00	13 (65%)	12 (60%)	13 (65%)	11 (55%)	11 (55%)	2 (10%)
Early morning 7.00 – 9.00	1 (5%)	2 (10%)	3 (15%)	1 (5%)	2 (10%)	-
Morning 9.00 – 12.00	1 (5%)	1 (5%)	3 (15%)	2 (10%)	2 (10%)	-
Lunchtime 12.00 – 13.00	1 (5%)	1 (5%)	3 (15%)	2 (10%)	2 (10%)	-
Afternoon 13.00 – 15.30	2 (10%)	3 (15%)	5 (25%)	3 (15%)	3 (15%)	-
Evening 15.30 – 18.00	1 (5%)	2 (10%)	2 (10%)	1 (5%)	3 (15%)	-
Evening after 18.00	1 (5%)	1 (5%)	1 (5%)	1 (5%)	2 (10%)	-
Overnight 18.00 – 7.00	-	-	-	-	-	-

The majority of respondents selected that they would choose English medium childcare, 13 (72%). 3 (17%) would choose English and Welsh medium childcare, and 2 (11%) would choose Welsh only childcare. No one requested childcare in another language other than Welsh and English.

There were only 18 responses when asked whether any of the children which require childcare provision have additional learning needs or require specialist care due to a disability and they all answered *No*.

There were only 18 responded to the question regarding location of childcare. The majority of respondents, 11 (61%), noted they required childcare close to their home; 4 (22%) would require childcare near their child's school; 3 (17%) would require it near their place of work or study.

Postcodes given for areas in need of childcare *Near child's school*:

- CF61 2UP
- St Illtyd primary school
- CF64
- CF24 3LY

Postcodes given for areas in need of childcare *Work/ Study*:

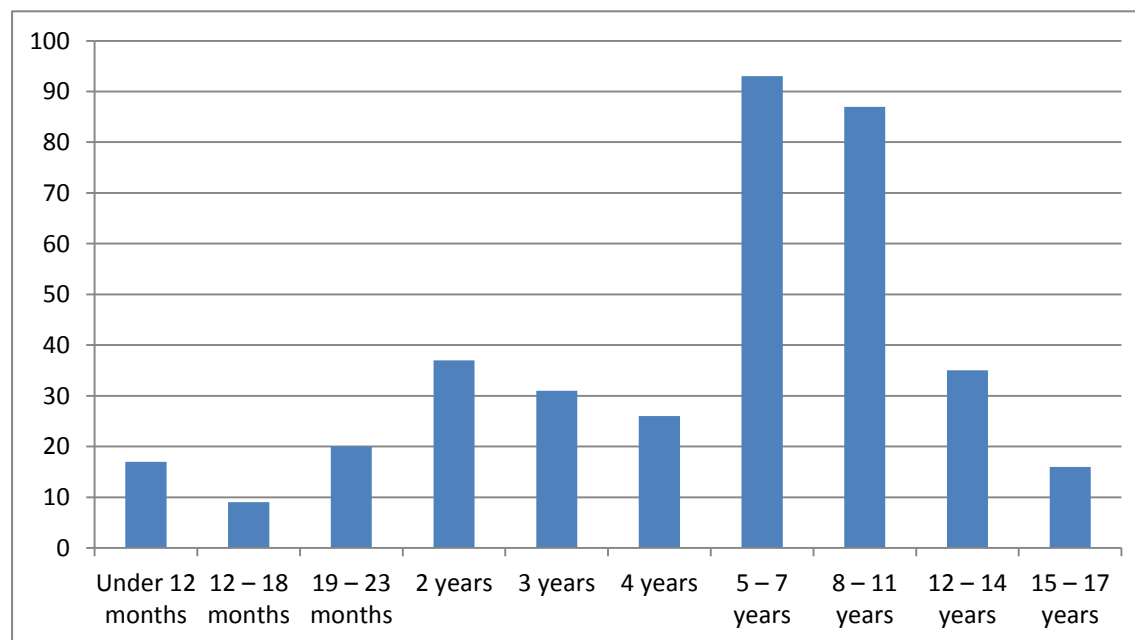
- CF62 8YI
- CF63 4RT
- CF62 8YJ

When asked to choose an option to continue 11 (57.9%) stated they used childcare for some of their children, 5 (26.3%) do not use childcare and 3 (15.8%) don't currently use childcare as they are expecting/ on maternity/ paternity leave or adopting/ on adoption leave with their first child.

Reasons for using Childcare

98 respondents were directed to this question because of answers they have given in previous routing questions and 1 respondent was directed here by default as they did not answer the last question. A total of 99 (47.8%) respondents answered this section.

Percentage of children that are in childcare



Childcare Type

	56 (56.6%)
Family and Friends	
Out of school care	37 (37.4%)
Day care	36 (36.4%)
Childminder	24 (24.2%)
Sessional day care	6 (6.1%)
Crèches	5 (5.1%)
Nanny	5 (5.1%)
Open access play provision	-

Out of school care (based on the 37 who chose this type of childcare):

Before school	25 (67.6%)
Holiday childcare throughout the day	23 (62.2%)
After school	22 (59.5%)
Play scheme	2 (5.4%)
Ad-hoc	2 (5.4%)

Day care (based on the 36 who chose this type of childcare):

Full day nursery	24 (66.7%)
Half day nursery am	7 (19.4%)
Half day nursery pm	5 (14.3%)
After school	4 (11.1%)
Before school	3 (8.3%)
Holiday provision	2 (5.6%)
Playgroup/ Cylch Meithrin am	2 (5.6%)
Playgroup/ Cylch Meithrin pm	1 (2.8%)
Crèche	1 (2.8%)
Wrap around	1 (2.8%)

Childminder (based on the 24 who chose this type of childcare):

Full day care	11 (45.8)
After school	8 (33.3)
Holiday provision	7 (29.2)
Before school	5 (20.8)
Wrap around	4 (16.7)
Ad-hoc	3 (12.5)
Half day care am	2 (8.3)
Half day care pm	1 (4.2)

Sessional day care (based on the 6 who chose this type of childcare):

Playgroup/ Cylch Meithrin am	2 (33.3%)
Wrap around a part time Early Education placement (playgroup/ school/ nursery)	2 (33.3%)

Crèche (based on the 5 who chose this type of childcare):

Full day care	4 (80%)
Mornings only	1 (20%)

Nanny (based on the 5 who chose this type of childcare):

Wrap around a part time Early Education placement (playgroup/ school/ nursery)	2 (40%)
Other	2 (40%)
Full day care	1 (20%)

Other:

- part time, some full days, some weekend, wrap around school (both comments the same)

Reasons for using childcare

The main reason for using childcare is because parents are in work. 90 (87%) respondents selected this reasons; 8 (8%) claimed to use childcare for social or learning benefits for their child/ children; 1 (1%) chose the following reasons:

- I am studying
- I am seeking work
- To take advantage of Early Years Education Entitlement
- To take advantage of Flying Starts Entitlement
- Other: Keeping arrangements in place since taking redundancy.

Agree or disagree with the following statements:

Statement	Agree	Disagree	Don't Know	N/A
I am satisfied with the quality of my childcare during term time	87 (88.8%)	4 (4.1%)	1(1%)	6(6.1%)
I am satisfied with the quality of my childcare during school holidays	67 (69.1%)	16 (16.5%)	4(4.1%)	10 (10.3%)
There is a good choice of childcare in the County	41 (41.8%)	32 (32.7%)	17 (17.3%)	8 (8.2%)
Childcare isn't available at the time required	24 (25.3%)	48 (50.5%)	9 (9.5%)	14 (14.7%)
There is little choice in the types of childcare available and the services offered	34 (35.4%)	38 (39.6%)	15 (15.6%)	9 (9.4%)
Childcare is well located	62 (63.3%)	20 (20.4%)	10 (10.2%)	6 (6.1%)
No childcare available for the age of my child	5 (5.2%)	69 (71.9%)	7 (7.3%)	15 (15.6%)

Childcare caters for my child/children's needs	77 (79.4%)	11 (11.3%)	2 (2.1%)	7 (7.2%)
I would like my child/children to attend more registered childcare (increase in hours)	31 (32%)	53 (54.6%)	5 (5.2%)	8 (8.2%)
Childcare is too expensive	76 (77.6%)	13 (13.3%)	7 (7.1%)	2 (2%)
I would prefer to use family/friends for childcare	35 (36.1%)	49 (50.5%)	4 (4.1%)	9 (9.3%)
I have a problem with childcare arrangements that break down or are unreliable	17 (17.5%)	62 (63.9%)	4 (4.1%)	14 (14.4%)
Lack of childcare is a barrier to me accessing employment or training	19 (19.6%)	60 (61.9%)	1 (1%)	17 (17.5%)
I know where to find out information about childcare	68 (70.1%)	19 (19.6%)	6 (6.2%)	4 (4.1%)
I know where to find information on financial assistance for childcare	37 (38.1%)	48 (49.5%)	6 (6.2%)	6 (6.2%)
There is enough Welsh Medium childcare	11 (11.2%)	25 (25.5%)	35 (35.7%)	27 (27.6%)
There is enough childcare available in the language of my choice	42 (44.2%)	23 (24.2%)	12 (12.6%)	18 (18.9%)

For respondents who use different types of childcare, they were given the opportunity to make any comments about the childcare that they use:

School comments

- Does dim clwb carco ar ol ysgol yn ysgol Gwaun y Nant sydd yn gwneud bywyd yn annodd iawn pan rydym yn gweithio llawn amser/ there is no after school club at Gwaun y Nant which makes life hard for parent who work full time.
- Priority seems to go to flying start children rather than working parents. Wrap around in the gwaun y nant is only for mornings with no provision for afternoons to help with work.
- My child's school provides breakfast club from 8am. If there were after-school clubs / care it would lift the burden from my elderly mother and simplify my days. I often leave work to meet my child then take him back to work with me, which is less than ideal for us both.
- St illtyds day nursery was amazing for my first two children. Now there is no nursery there I don't know what I will do when I am back to work after maternity leave. Please please please reappoint a day nursery with school wrap around or let us know why not!

Family

- Utilise family as childcare too expensive and can only work limited number of hours even though I would to increase them

- Currently family care for my children (unpaid), I have used childminders in the past.

Multiple childcare types

- I use day-care two days per week, family one day per week and my husband and I work condensed hours to cover the other two days
- I use family and childcare, plus school nursery. Have had to reduce my working hours as my wage doesn't cover the cost of childcare. There are very few suitable options available and the prices are too high. I have recently been informed that the prices will increase again in January, making it very difficult to remain in work.

Cost

- I live on Barry Island and many of the mums don't work due to childcare being so expensive. I struggle paying for childcare myself but stay in work as I believe you should when you have children to set an example for work ethics but I and many other mums feel Barry Island is in need of a flying start facility.
- We have an au pair at home, helping us with both daughters. Childcare is too expensive to pay for both daughters at the same time for 8 hours a day. We cannot afford that so we decided have an au pair at home.

Specialist needs

- Very hard to find info on care for children with special needs. We are lucky to have a fantastic nanny at reasonable cost, who I found and recruited. Best option in my view, can't see group settings working for us.
- Have no family and her needs are too specific to put upon friends. So I have to use paid childcare, it is very expensive and sometimes means I do not go on all the training or do all the hours I would like too.

Welsh language provision

- Wedi gorfod anfon fy mhlentyn cyntaf i Meithrinfa Cyfrwng Cymraeg yn agos i fy ngwauth gan nad oes meithrinfa cyfrwng Cymraeg yn ein ardal ni. Mae hefyd diffyg gofal plant Cyfrwng Cymraeg yn y fro o fewn oriau gweithio i rhieni syn gweithio llawn amser. Gorfod anfon fy mabi 6 mis a fy merch 2 oed i childminder Saesneg lleol yn mis Hydref pan af yn ol i gwaith gan bod dim darpariaeth gofal plant Cymraeg i gael/ I have had to send ym child to a Welsh medium nursery near my work because there is no Welsh medium nursery in our area. I have to leave my 6 month old and 2 year old in a local English nursery in October when I go back to work because there is no Welsh childcare provision.

- Mae fy mhlentyn yn mynychu Creche sydd yn Saesneg, ac mae'n mynychu'r cylch Cymraeg dwy waith yr wythnos. Cymraeg yw iaith y cartref, ond mae'n gret bod hi'n medru siarad a deall y ddwy iaith. Mae'n bwysig ac yn braf ei gweld yn datblygu wrth fynychu'r mudiadau gwahanol sydd ar gael a chymysgu gyda phlant eraill/ My child goes to an English Creche and goes to a Welsh cylch meithrin twice a week. We speak Welsh at home but it is great that she can speak and understand both languages. It is important and nice to see her develop by attending the provision that's available and mix with different children.

Availability

- I use what I have to as nothing else is available
- There are no weekend and evening childcare care facilities in terms of playgroups/childcare in my area which is a problem sometimes with my husband's shift patterns

Flying start

- I use flying start and they are brilliant

Improvements of childcare

How could the accessibility/ availability and affordability of childcare provision be improved?

During term time

No Improvements needed:

- Childcare cost is expensive in relation to wages
- Personally I am very happy with what we receive from Gibbonsdown family centre
- OOS after school club extending hours till 6 pm
- I agree with this statement
- longer school hours / free before and after school clubs
- Mwy o ofal plant/ More childcare needed

- Arrangements are ok at the moment
- Not sure what is available to me apart from private childcare which is too expensive so my family help out for me to work.
- I am happy with my childcare provider
- Dwi'n hapus iawn gyda fy newis o ofal ar hyn o bryd/ I am very happy with my choice of childcare at the moment
- improve availability of childcare before school 8am onwards

Available before 8am:

- This would be useful
- Yes
- There's aren't many options before school time even though the school my daughter attends offers breakfast club sometimes she needs to be dropped off earlier than 8am.
- Free breakfast clubs
- Yes
- Breakfast club doesn't open until 8:10am - if it opened at 8am it would be less of a rush to get to work for 8:30am.
- Yes
- Byddai hwn yn helpu bobl syn gweithio/ This will help people who are working
- the cheapest childcare nursery setting only opens at 8am, could be earlier
- Agree
- Breakfast clubs at school from 7.30 to allow parents to get to work on time
- Yes. 8am drop off means I struggle to get to work on time.
- Yes
- 8 yn ddigon cynnar/ 8am is early enough
- free breakfast club at school from 7am and not from 8:15am, this does not cater for parents that are on a low wage who need to be in work by 8:30am and who also pay for childcare after school and for younger siblings in day care that are not yet of school age.

Available before school 7.30am – 9am:

- Breakfast club; don't know of any in my area.
- Yes
- Childcare/breakfast club from 7.00AM would allow me to get to work at a time that is more appropriate for my current job role - ideally I'd be at work by 7.30am and live 20mins away from my work base.
- At the moment we use breakfast club but we're frequently told it's not for childcare purposes. My son doesn't eat there and risks having to leave. There is nothing else available and I wouldn't get to work on time if he couldn't go.
- yes
- Before and after school childcare comes at a premium it seems - almost punishing parents for working!
- Yes
- Yes
- School have just introduced a free breakfast club that saves me £33.75 per week.
- before and after nursery hours would be helpful as 2.5 hours is very hard to cover, even if a morning session or afternoon session around those hours
- Agree
- Agree with tis
- Offer to nursery children as well as older children
- Yes, this would be great.
- my day care is available from 7.30 and are considering opening from 7am
- Cynnig clwb brecwast/ Offer a breakfast club
- yes improvement required

Morning 9.00am – 12.00pm:

- Cylch Meithrin - amser da

Lunch time 12.00pm – 1.00pm:

- Offer stay on in nursery to eat packed lunch

Afternoon 12.00pm – 3.30pm:

- Wrap around care

Afterschool 3.30pm – 6pm:

- Wrap around care.
- Would be better if there was this option available at Gladstone school
- Yes
- Yes please.
- My son goes to after school club but because of his difficulties with ADHD and suspected ASD we have already been asked to keep him out of it for 4 weeks. If this happens again I don't know how I'd be able to look after him.
- No after school club for special needs
- yes
- Before and after school childcare comes at a premium it seems - almost punishing parents for working!
- Yes
- Clwn yn ysgol gwaun y nant
- Club after school would be brilliant for us. Even one hour would be better than nothing.
- There needs to be more after school clubs in welsh
- Currently the school only offers after school club 4 days per week - i think this could be extended to 5 days per week
- Agree
- Our school finishes at 5.30pm. 6pm would be better
- More here please
- Free after school clubs
- Clwb ar ol Ysgol/ After school club
- Yes improvement required

Available after 6pm:

- If childcare provision was available until 6.30PM, I could choose to return to my previous job role and level of hours. I have had to take half time work to manage work and home commitments. Fortunately I am in a position where part time hours are an option financially.
- Yes
- This would be great if I lived in this county
- Yes, this would be amazing.
- my day care is available until 6.30pm
- Yes

Full Day care 8am – 6pm:

- Definitely useful
- Reopen st illtyds day nursery! It's sitting empty which is disgusting!
- I don't need this now but we used a nursery when he was little. This has closed and local parents are struggling. There needs to be a daycare for under 2s reopened.
- My youngest goes to a childminder and is now in nursery, however I have to pay full rates during this time to 'keep her space' again being penalised for going out to work !!
- yes
- Angen trwy gyfrwng y gymraeg/ This is needed in the medium of Welsh
- There needs to be childcare available on inset days
- should be more affordable
- Being cheaper
- Amser da i rywun sy'n gweithio llawn amser/ This are good times for someone who works full time

Overnight care:

Yes

As a family we would benefit greatly if there were some support for us with the two boys with difficulties. Specialist babysitting/childcare would enable us as parents to get respite.

An overnight care facility where they could sleep in for the night (similar layout to hospital wards) would be good for night time workers

Weekend care:

Ddim yn siwr ble i gael gwybodaeth/ Not sure where to get information

Yes i would use weekend care for example if a community hall did some kind of drop off day

More daycare / playgroup facilities need to be provided

Agree. Difficulty. Rely heavily on family otherwise due to shift work.

Weekend clubs in the vale or more information for sporting would be beneficial

Yes

Location closer to home:

- Yes

Location closer to siblings' school:

- Yes
- childcare option attached to school nurseries that could also provide childcare for younger siblings

Childcare that is better at meeting my child's/children's individual needs:

- There is no care locally for children with additional needs. This needs to be improved
- Digon ond dim yn fy newis iaith/ There is enough but not in my choice of language
- We have not found suitable out of school activities or childcare suitable for our autistic son, who is now aged 12
- Child care is better now that my son is in school full time. It was impossibly had when he was part time, to find a child care system that would accommodate for his disability.
- This. Provision for children with special needs at reasonable cost, and to provide good quality respite care including overnight. Nannies actually best choice so known to child and understand them.

Availability of Welsh medium childcare:

- Yes
- There is only after school club locally but nothing through the holidays here.
- yes
- There needs to be more of these available within the vale
- Angen lot fwy o ddewis. Bron dim addas i rhieni syn gweithio llawn amser/ There needs to be more choice. It is not very suitable for parents who work full time
- Yn wir mae angen/ This is really needed
- Would prefer to have Welsh medium provision

- Not enough bilingual/welsh speaking options available.
- Bro Morgannwg school should do an after school club
- Agree. Currently limited and appears will have to wait until school for Welsh.
- Byddai'n braf i ga'l mwy o ddewis i ddanfôn fy mhleintyn i creche Cymraeg/ It would be nice to have more of a choice to send my child to a Welsh crèche.

Availability of English Medium childcare:

- Gormod o ddewis/ Too much choice

Availability of bilingual childcare:

- yes
- There needs to be more of these available within the vale
- Braidd dim/ Almost none
- As above.

More affordable:

- More affordable after school
- Private childcare is so expensive, if I didn't receive help from tax credits I wouldn't be able to work.
- Yes
- Yes
- Non means tested
- Most child care is too expensive. I had to rely on my parents when my son was little as I couldn't afford full time nursery but they work as well and it was a struggle on us all.
- Child care too expensive
- yes
- Childcare is extortionate and does make people question going to work!! If it were more affordable I'd be able to put my eldest in for a few hours after school to enable me to work more hours!!
- Don't know how it can be improved but it is expensive. I have previously paid over £800 some months - more than my wages!!!!
- Yes
- Yes

- Anticipate free school nursery to 2 years age and extend to full day.
- It is expensive and my partner's salary does cover the cost but only just so the financial benefit of them going to work / child in Day Nursery is small
- Until my child starts school I will need to pay £260 a week in childcare if he goes full time so I could work. It makes it almost impossible to work.
- Yes
- It is very expensive
- Is a must to keep good working people in work. If my childcare cost goes up anymore, I would need to come out of work. My wages only pay childcare cost now.
- Currently the afterschool club is £11 per session - this has increased considerably since last term. Maybe the business could charge an hourly rate instead of a flat rate especially when most parents have picked up by half 5
- Childcare definitely needs to be more affordable. Childcare costs are half of my salary!
- Currently quite expensive. As a result, also rely heavily on family. Worried as family is not always reliable.
- It's so expensive at £48 a day it is very difficult
- Yes
- More financial help for working parents is required ideally.
- £49 per full day is expensive as it adds up over the month but it is going rate.
- Yes
- Yes
- Yes
- I pay £725 each month and can barely afford it
- yes needs to be more affordable, as otherwise it's not financially viable for me to go back to work
- Needs to be more affordable. Childcare costs just take up most of my monthly wage.

Other:

- Wrap-around service that collects my child from free nursery school and takes them to paid childcare provision
- Holiday club care for older 12 year olds and 13+ is very difficult to find and would involve travelling to Cardiff. The opposite direction I travel for work. I do not feel that my 13 year old is ready to be left for long days home alone. Holidays therefore are problematic for childcare cover. There is also very little cover through Christmas Holidays, a time when I can only take very limited leave.
- Better options during the school holidays and longer days, to accommodate working parents. E.g. 8.30/9.00am to 5.30/6.00pm.
- No childcare available in school holidays for special needs children

During school holiday

No improvements needed:

- Too expensive in relation to wages
- Again very happy with arrangements with Gibbonsdown family centre
- agree
- I agree with this statement
- yes
- agree
- At present we are satisfied that the different childcare providers fulfil our requirements entirely
- clubs for certain ages - don't mix 4 year old with 12 year olds -
- I am happy with the childcare that I have.
- Cytuno/ Agree
- I'm happy with the service but it is very expensive
- Not affected by this at the moment
- Mini bus pick ups
- Works ok
- Thanks
- I have a childminder and lots of local options in schools available
- No
- We struggle for childcare in school holidays.
- agree

Available before 8am:

- No
- not all holiday clubs open before 8am so this would be good
- N/A
- Not required
- Childcare is open too late in day
- Already provides before 8am
- Yes please

Available before school 7:30am – 9am:

- No
- Expensive for 2 children to attend. I also only need childcare from 8.30 in the morning so to pay from 7.30 is expensive
- not required
- Yes
- This would be useful
- Na
- Yes
- Yes please

Morning 9:00am-12:00pm:

- Wrap around service provided
- child in school
- No
- Yes

Lunch time 12:00pm-1:00pm:

- Wrap around service available
- child in school
- No
- No

Afternoon 12:00pm – 3:30pm:

- Yes
- child in school
- No
- Urs

After School 3:30pm – 6pm:

- This would be good if this was available at Gladstone school
- Yes
- Needs play schemes which run after 3.30pm! Eg superstars
- Afterschool Club needs to Open till 6pm and provide dinner.
- parent or family member
- There are no afterschool activities provided in my daughters school. This would be a great advantage as you would not need to pay for extra childcare arrangements.
- No
- No

Available after 6pm:

- If needed
- parent home from work
- Yes
- Yes
- No
- No

Full Day Care 8am-6pm:

- More affordable
- If needed
- Reopen St Illtyd day nursery
- not applicable unless on school holiday or ill
- yes
- Child-minders tend to take a proportion of the school holidays off leaving myself and my self-employed partner taking the hot both financially and with annual leave !
- yes
- Byddai hyn o help i rhieni sy'n gweithio llawn amser/ This would be a help for parents who work full time
- full day affordable childcare for school age and preschool age

- Yes more full days during the holidays
- Interested
- This is in urgent need
- Being cheaper
- No
- Yes
- Yes please
- Free all day clubs
- I have a 2 year old in Childcare 2.5 days per week and then have to do the same for my 6 year old during the holidays which means that during the holidays I pay out more in childcare fees than I actually earn which gives no incentive to work.

Overnight Care:

- If needed in exceptional services
- not required
- An overnight care facility where they could sleep in for the night (similar layout to hospital wards) would be good for night time workers
- No
- No

Weekend Care:

- If needed in exceptional circumstances
- not required
- More daycare / playgroup facilities need to be provided
- No
- Yes

Location closer to home:

- Drive to childcare
- Lot o help llai o amser yn y car i rhai bach/ this would be a lot of help, little ones would be spending less time in the car
- No
- Yes

Location closer to work:

- Few miles away
- Haws os oes argyfwng salwch/ Easier if there is a child suddenly becomes sick
- No
- No
- Yes

Location closer to study:

- N/a
- No
- No

Location closer to siblings' school:

- N/a
- No
- No

Childcare that is better at meeting my child's/children's individual needs

- Already happy
- I am worried about sending my son to a play scheme where he isn't fully supervised due to his additional needs. There is nothing available locally.
- No
- Yes
- This. Provision for children with special needs at reasonable cost, and to provide good quality respite care including overnight. Nannies actually best choice so known to child and understand them.

Availability of Welsh Medium childcare

- N/a
- Yes
- not required
- yes
- Dim digon o ddarpariaeth/not enough provision
- We have this option often day care help at local schools in welsh
- Yes

Availability of English Medium childcare

- Good
- Digonedd/ sufficient
- No
- Yes

Availability of bilingual childcare

- Good
- not required
- Braidd dim/ hardly any
- No
- Yes

More Affordable

- More affordable
- Childcare is so expensive, if it wasn't for me receiving help from tax credits I wouldn't be able to work
- Definitely, expensive in relation to wages
- Yes
- More affordable
- yes

- If school holiday clubs etc. were more affordable myself and my partner would have to take the hit both financially and of my annual leave - leaving us more time to enjoy as a family when we chose to!!
- Byddsin help/ It would help
- Yes
- Introduce holiday activities at school (for a reasonable charge)
- Yes
- Definitely seems to be very expensive during the holidays.
- Plenty of groups over summer holidays, they are just so expensive!
- Yes
- Yes
- It is very expensive during school holidays
- working parents should have more support and encouragement to work by reducing cost of childcare
- Yes
- Yes
- only pay childcare while I'm working not when on holidays or at least a deduction in fees
- Flying start facilities should be means tested and not run by postcode area. There are people using flying start that are far better off than myself financially and are getting this childcare provision for free. Very frustrating and unfair.
- Yes

Other (please explain)

- Not sure what is available to me apart from private childcare which is too expensive for me as a single parent so my family help out.

Any further comments:

- My husband is a teacher so he cares for the children during the holidays
- Flying start facilities should be means tested and not run by postcode area. There are people using flying start that are far better off than myself financially and are getting this childcare provision for free. Very frustrating and unfair.

Entitlement to Early Years Education

56 (28%) respondents claimed to have a child aged 3 or 4. Of these respondents, 28 (50%) claim to take up entitlement to free Early Years Education per week. 14 (25%) do not, 10 (18%) don't know and for 4 (7%) this was not applicable.

Number of children aged 3 or 4:

- 2 respondents claimed to have 2 children aged 3 or 4
- 25 respondents claimed to have 1 child aged 3 or 4

List of Local Authorities where the respondents' children are based:

- Cardiff: 1
- Vale of Glamorgan: 26

The main reason why respondents did not take up free entitlement for the following reasons:

- I don't know about the entitlement: 9 (64%)
- My child/ children are already in full time education: 3 (21%)
- Timings of the session don't meet my needs: 1 (7%)
- Other: 1 (7%) (only one respondent gave a reason: *Not available in my area sadly*)

Additional childcare that respondents who did not take up Early Years Entitlement would needs include:

- Additional Playgroup/ Cylch Meithrin/ Nursery sessions (9am – 12pm): 2 (33%)
- After nursery/ school provision: 2 (33%)
- Additional Playgroup/ Cylch Meithrin/ Nursery sessions (12pm – 3.30pm): 1 (17%)
- Breakfast club: 1 (17%)

Entitlement to Flying Start

40 (20%) of respondents have a child who is aged 2.

- 15 respondents claim to have 1 child aged 2

Of these 40:

- 24 (60%) do not live in a Flying Start area
- 8 (20%) do
- 8 (20%) do not know

Of the 8 that do:

- 4 (57%) have a child/ children that access free childcare through Flying Start
- 2 (29%) do not
- 1 (14%) does not know

Reasons given for not accessing free childcare through Flying Start were:

- I did not want a place in the local setting: 1 (50%)
- Other: 1 (50%) *Need all day care due to work*

Financial Support

86 (42%) of respondents completed this section; it is only relevant for those who currently use childcare.

Of this 86:

- 22 (25%) claim the childcare element of working tax/ universal credit
- 56 (67%) do not
- 10 (11%) claim this is not applicable

The table below demonstrates the type of childcare used by the 22 respondents who claim the childcare element of working tax/ universal credit. The percentages shown are percentages of 22.

Type of childcare	1 child	2 children	3 children
Childminder	5 (23%)	4 (18%)	-
Nursery	8 (36%)	1 (5%)	-
Cylch Meithrin/ Playgroup	2 (9%)	-	-
Crèche	1 (5%)	-	-
After school club	3 (14%)	2 (9%)	-
Breakfast club	3 (14%)	1 (5%)	-
play scheme	-	1 (5%)	-
Open access	-	-	-
Nanny	-	-	1 (5%)

When asked if the respondent intends to claim the childcare element of working tax/ universal credit in the future:

- 24 (27%) of respondents stated *Yes*
- 43 (49%) stated *No*
- 21 (24%) were *Unsure*

The table below demonstrates the type of childcare that used by the 24 respondents who intend to claim the childcare element of working tax/ universal credit. The percentages shown are percentages of 24.

Type of childcare	1 child	2 children
Childminder	9 (38%)	2 (8%)
Nursery	8 (33%)	-
Cylch Meithrin/ Playgroup	3 (12.5%)	-
Crèche	1 (4%)	-
After school club	3 (12.5%)	4 (17%)
Breakfast club	2 (8%)	2 (8%)
play scheme	1 (4%)	1 (4%)
Open access	-	-
Nanny	-	-

If the respondent did not intend to claim the childcare element of the working tax credit/ universal credit, 43 respondents, the main reasons they selected for this were:

I know that I am not eligible	33 (79%)
I do not know about the childcare element of the working tax credit/ universal credit	6 (14%)
I am unsure whether I a eligible	2 (5%)
I do not pay for the childcare that I use	2 (5%)
I find the process too complicated	1 (2%)
I haven't the time to claim it	1 (2%)
Other	1 (2%)

Other:

- We looked at it and based on my wages, it wasn't worth it

32 (36%) respondents claim tax free childcare or receive assistance through an employer supported scheme. 56 (67%) do not.

For the 32 who do, they use:

Type of childcare	1 child	2 children
Childminder	6 (19%)	1 (3%)
Nursery	12 (38%)	3 (9%)
Cylch Meithrin/ Playgroup	2 (6%)	-
Crèche	4 (13%)	-
After school club	5 (16%)	2(6%)
Breakfast club	1 (3%)	2(6%)
play scheme	-	-
Open access	-	-
Nanny	-	-

When asked if the respondent intends to claim tax free childcare or assistance through an Employer supported scheme in the future:

- 35 (40%) respondents stated *Yes*
- 26 (30%) stated *No*
- 26 (30%) were *Unsure*

The table below demonstrates the type of childcare that used by the 35 (40%) respondents who intend to claim tax free childcare or assistance through an Employer supported scheme in the future. The percentages shown are percentages of 35.

Type of childcare	1 child	2 children
Childminder	9 (26%)	2 (6%)
Nursery	12 (34%)	3 (9%)
Cylch Meithrin/ Playgroup	3 (9%)	-
Creche	3 (9%)	1 (3%)
After school club	8 (23%)	4 (11%)
Breakfast club	2 (6%)	4 (11%)
Playscheme	1 (3%)	1 (3%)
Open access	-	-
Nanny	-	-

If the respondent did not intend to claim the tax free childcare or assistance through an Employer supported scheme, 26 of respondents, the main reasons they selected for this were:

I know that I am not eligible	9 (36%)
Other	6 (24%)
I do not know about tax free childcare/ Employer supported scheme	4 (16%)
I find the process too complicated	4 (16%)
I do not pay for the childcare that I use	3 (12%)
I haven't got the time to claim it	3 (12%)
I choose not to claim it	3 (12%)
I am unsure whether I am eligible	2 (8%)
I cannot get the information or advice I need to complete my claim	1 (4%)

Other:

- It will affect my pension later.
- As my fees vary each month it's too complicated & timely to process each month
- I am self employed
- Reduces the payment available
- Not available through my work

Those who do not intend to claim tax free childcare or assistance through an Employer supported scheme were asked whether they receive any other help towards the cost of childcare:

No financial help received	74 (88%)
N/A	7 (8%)
Other	2 (2%)
Assisted Places Scheme	1 (1%)

Other:

- Childcare element of tax credits
- Free breakfast club 8.00am - 9.00am

Childcare that you use for your child/ children

The percentages in this graph are based on the amount of respondents for the whole survey. During term time:

	Welsh	Welsh& English	English elements	& some	bilingual	English	Other	No
Childminder	-	1 (0.5%)		2 (1%)		20 (10%)	-	13 (6%)
Nursery	4 (2%)	3 (1.5%)		11 (5%)		19 (9%)	-	12 (6%)
Cylch Meithrin/ Playgroup – am	2 (1%)	-		2 (1%)		4 (2%)	-	14 (7%)
Cylch Meithrin/ Playgroup – pm	-	-		1 (0.5%)		1 (0.5%)	-	14 (7%)
Part time Early	2 (1%)	-		4 (2%)		4 (2%)	-	14 (7%)

Education in school						
Flying Start Place	-	-	2 (1%)	-	-	14 (7%)
Creche	1 (0.5%)	-	2 (1%)	3 (1.5%)	-	14 (7%)
After school club	-	1 (0.5%)	2 (1%)	17 (8%)	-	12 (6%)
Breakfast club	2 (1%)	-	-	8 (4%)	-	12 (6%)
Free breakfast club	7 (3.4%)	-	1 (0.5%)	17 (8%)	-	7 (3.4%)
Playscheme	1 (0.5%)	-	1 (0.5%)	-	-	14 (7%)
Open access	-	-	-	-	-	14 (7%)
Nanny	-	-	-	2 (1%)	-	14 (7%)
Other	2 (1%)	-	-	8 (4%)	1 (0.5%)	10 (5%)

Number of children:

Only 34 respondents responded to this question. The below percentages have been calculated from the total number of respondents.

- 11 respondents have 2 children using one of the above childcare
 - 1 in playgroup 1 in reception class
 - 1x child in day care, 2x in breakfast club and after school care
 - one goes to breakfast club
 - 1 plentyn ac un arall ar y ffordd / 1 child and another one on the way.
- 12 respondents have 1 child
- 3 respondents have 3 children

Other forms of childcare used:

- Grandparents
- Grandparents
- Family
- Family care
- Family
- Teulu a ffrindiau - Cymraeg a Saesneg/ Family and friends – Welsh and English

- Au pair who speaks native language at home with children to ensure they keep their own language, as well as reception year at school for our 4 years old and playgroups for our 19 months old baby.
- We used to have no option when the children were younger other than to employ a nanny to keep both parents at work, there was no breakfast club facility at that time. I have now adjusted my job to half time and manage term time using the free breakfast club for my 10 year old. Holidays remain problematic for cover for both my 10 and 13 year old.

The percentages in this graph are based on the amount of respondents for the whole survey. During school holidays:

	Welsh	Welsh & English	English & some bilingual elements	English	Any other languages	Other	No
Childminder	-	1 (0.5%)	3 (1.4%)	16 (8%)	-	-	17 (8%)
Nursery	3 (1.4%)	3 (1.4%)	7 (3%)	16 (8%)	-	-	17 (8%)
Cylch Meithrin/ Playgroup – am	-	-	1 (0.5%)	2 (1%)	-	-	18 (8.5%)
Cylch Meithrin/ Playgroup – pm	-	-	-	1 (0.5%)	-	-	18 (8.5%)
Part time Early Education in school	-	-	-	-	-	-	18 (8.5%)
Flying Start Place	-	-	1 (0.5%)	-	-	-	18 (8.5%)
Crèche	-	-	1 (0.5%)	2 (1%)	-	-	18 (8.5%)
After school club	-	1 (0.5%)	1 (0.5%)	7 (3%)	-	-	16 (7.5%)
Breakfast club	-	-	-	3 (1.4%)	-	-	18 (8.5%)
Free breakfast club	-	-	-	-	-	-	18 (8.5%)
Play scheme	(1.4%)	1 (0.5%)	-	9 (4.5%)	-	-	15 (7%)
Open access	-	1 (0.5%)	-	-	-	-	17 (8%)
Nanny	-	-	-	2 (1%)	-	-	18 (8.5%)
Other	-	-	-	5 (2.5%)	-	4 (2%)	13 (6%)

Number of children:

Only 32 respondents responded to this question. The below percentages have been calculated from the total number of respondents.

- 13 (6.3%) have 1 child using the above childcare
- 10 (4.8%) have 2 children using the above childcare
- 2 (1%) have 3 children using the above childcare

Other forms of childcare used:

- family look after
- Family
- family members
- family care
- Family members
- Grandparents
- Superstars
- Sports holiday club
- Au pair, because most of these services are not available during school holidays.
- Occasionally we use the Menter daycare at YGBM and the Urdd activities at the Millenium Centre

2 children but at 13 years old the summer or holiday club option requirement has become much more difficult to fulfil.

Location of childcare

Location of childcare during term-time:

- 73 (83%) within the LA
- 8 (9%) outside the LA
- 6 (7%) N/A
- 1 (1%) mixture of both

Postcodes of locations outside the LA:

- CF5 4TU
- CF37
- Cardiff
- NP18 1GD
- CF11
- CF10 5FZ
- CF5 4TU

Location during school holidays:

- 72% within the LA
- 12% N/A
- 9% Outside the LA
- 7% Mixture of both

Postcodes of locations outside the LA:

- CF5 4TU
- Bridgend
- CF37
- Cardiff
- NP18 1GD
- CF3 3PD
- CF10 5FZ
- CF64 5RP
- CF72 8SH

Welsh Language

107 (52%) respondents wish for their child/ children to be bilingual in English and Welsh

99 (48%) do not wish for their child/ children to be bilingual in English and Welsh

51 (25%) of respondents intend to send their child/ children to a Welsh medium education setting

136 (67%) do not intend to send their child/ children to a Welsh medium education setting

17 (8%) do not know

42 (20%) respondents have a child/ children already attending a Welsh medium education setting

163 (80%) do not have a child/ children already attending a Welsh medium education setting

Barriers affecting ability to benefit from Welsh medium childcare provision:

No barriers	111 (55%)
N/A	57 (28%)
Cost	9 (4.4%)
Not available locally	9 (4.4%)
Other	8 (3.9%)
Not available for the hours required	6 (3%)
Age range not appropriate	2 (1%)
No spaces	1 (0.5%)

Other:

- Nobody in the house speaks welsh
- I have not carried out any research into this, but intend to send my son to English language schools
- we can't speak welsh
- Not a welsh speaking family
- Non welsh speaking household - unable to follow it through at home - too confusing for our children
- My daughter went to Welsh school and struggled with the 2 languages so was advised to take her out.
- Dim meithrinfa Cymraeg/ no Welsh nursery
- My child struggles to talk so I will stick with just English

Primary language spoken at home:

- 172 (83%) English only
- 23 (11%) Bilingual
- 9 (4.5%) Any other language
- 3 (1.5%) Welsh only

Any other languages:

- Polish
- Mostly English and some Dutch
- Russian and English
- English and French
- English, Finnish, Italian
- Italian
- Spanish
- English and Spanish
- English and Filipino

Profile of Respondents

The majority of respondents, 135 (66.5%), were aged 26 – 39. The next largest age group was 40 – 55 with 58 (28.6%) respondents selecting this category. 7 (3.4%) of respondents were aged 16-25; 12 (1%) were under 16 and 1 (0.5%) were aged 56 – 65.

182 (89.7%) claimed they did not have any physical or mental health conditions or illnesses lasting or expected to last for 12 months or more. 12 (5.9%) claim they do and 9 (4.4%) preferred not to say.

Of the 12 respondents who claimed that they do, 2 (16.7%) claim that this reduces their ability to carry-out day-to-day activities a lot, 7 (58.3%) claim it affects these activities a little, 2 (16.7%) claim it does not affect them and 1 (8.3%) would prefer not to say.

Most respondents describe their national identity as being Welsh at 132 (64.1%). 69 (33.5%) describe themselves as British; 12 (5.8%) English; 9 (4.4%) Other and 3 (1.5%) would prefer not to say.

Of those 9 respondents who claimed *Other*, the following nationalities were given:

- Polish
- Dutch
- Kazakh
- Irish / South African
- German
- Italian
- Spanish
- Spanish

Regarding ethnic identity, 191 (92.7%) of respondents describe themselves as *White – Welsh, English, Scottish, Northern Irish/ British*. 5 (2.4%) claim to be from another white background and the same amount of respondents would prefer not to say. 2 (1%) describes themselves as *Any other Asian background*; 0.5% as *Asian/ Asian British - Pakistani*; 1 (0.5%) as *White – Irish*; 1 (0.5%) belongs to *Any other ethnic group*.

102 (51.8%) recognise themselves as Christian (all-denominations); 89 (45.2%) do not recognise themselves as part of a religion; 3 (1.5%) are from another religion that is not listed, the only religion that has been noted from these respondents is Paganism; 2 (1%) would prefer not to say and 1 (0.5%) is Muslim.

158 (77.8%) live in a cohabiting household; 38 (18.7%) are single/ lone parents and 7 (3.4%) would prefer not to say.

156 (78%) are married or cohabiting; 22 (11%) have never married and never registered in a same sex civil partnership. 9 (4.5%) are divorced, 6 (3%) are both separated, but still legally married or would prefer not to say, and 1 (0.5%) is widowed.

Average annual household income (£ per annum)	
0 - 10,000	12 (6%)
10,001 – 20,000	32 (15.9%)
20,001 – 30,000	32 (15.9%)
30,001 – 40,000	24 (11.9%)
40,001 – 50,000	29 (14.4%)
50,001 – 60,000	25 (12.4%)
60,001 – 70,000	9 (4.5%)
70,000+	8 (4%)
Prefer not to say	30 (14.9%)

192 respondents gave their details to be entered into the free prize draw.

8. Early Years Part Time Education (Foundation Phase) and Flying Start Provision

8.1. Analysis of Early Years Part Time Education (Foundation Phase)

Number of childcare providers (broken down under Full Day Care/ Nursery, Sessional Day Care, Childminder) funded to provide Early Years Part Time Education

There are **6** providers funded to provide Early Years part time education which are all situated within the Western Vale. **3** of which are situated within full day care settings and **3** within sessional day care (**1** of which is a Welsh medium setting).

Number of schools funded to provide Early Years Part Time Education

There are currently **40** schools providing Early Years part time education within the Vale of Glamorgan. **16** within the Barry area, of which **4** of are Welsh schools **10**, within the Eastern Vale, of which **1** is a Welsh school and **14** within the Western Vale of which **2** are Welsh schools.

Attendance profile of children attending provision childcare providers (non-maintained) – Western Vale

The number of 3 years olds attending **morning** provision, by childcare provider type, is shown in figure 1 below with the number of 3 year olds attending **afternoon** provision, by childcare provider type, shown in figure 2

Figure 1

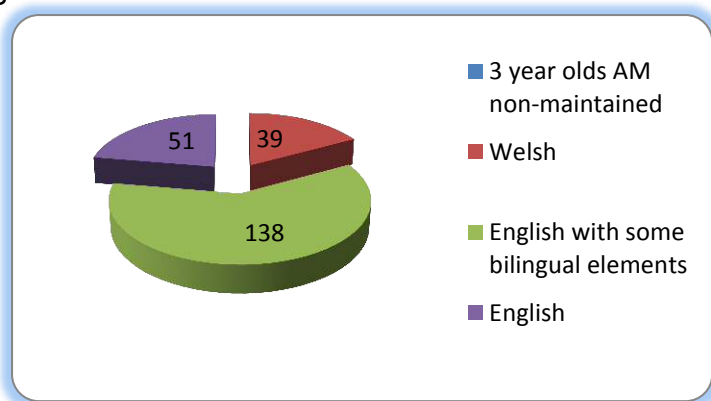
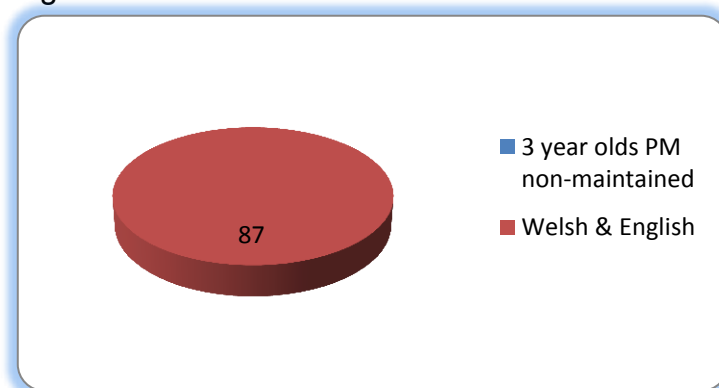


Figure 2



Attendance profile of children aged 3 & 4 attending morning and afternoon session within a school

Table 3 shows the number of **3 year olds** attending am and pm sessions within a school

	Provision by Schools					
	Number of 3 year olds (am)			Number of 3 year olds (pm)		
Language	Barry	Eastern Vale	Western Vale	Barry	Eastern Vale	Western Vale
Welsh	36	10	14	37	11	14
Welsh & English						
English & some bilingual elements						
English	99	80	59	99	79	60
Other						

Table 4 shows the number of **4 year olds** attending am & pm sessions within a school

	Provision by Schools					
	Number of 4 year olds (am)			Number of 4 year olds (pm)		
Language	Barry	Eastern Vale	Western Vale	Barry	Eastern Vale	Western Vale
Welsh	85	21	24	85	21	23
Welsh & English						
English & some bilingual elements						
English	206	170	132	207	170	131
Other						

Weekly attendance profile of children attending provision funded by childcare providers

The number of 3 years olds attending **morning & afternoon** sessions **Monday – Friday** within a Childcare provision is shown in table ? below.

Table 5

Language	Number of 3 year olds (am)			Number of 3 year olds (pm)		
	Barry	Eastern Vale	Western Vale	Barry	Eastern Vale	Western Vale
Welsh						
Monday	-	-	8	-	-	-
Tuesday	-	-	9	-	-	-
Wednesday	-	-	8	-	-	-
Thursday	-	-	8	-	-	-
Friday	-	-	6	-	-	-
Welsh & English						
Monday	-	-	-	-	-	-
Tuesday	-	-	-	-	-	-
Wednesday	-	-	-	-	-	-
Thursday	-	-	-	-	-	-
Friday	-	-	-	-	-	-
English & some bilingual elements						
Monday	-	-	34	-	-	26
Tuesday	-	-	27	-	-	21
Wednesday	-	-	31	-	-	17
Thursday	-	-	25	-	-	16
Friday	-	-	21	-	-	7
English						
Monday	-	-	11	-	-	-
Tuesday	-	-	14	-	-	-
Wednesday	-	-	12	-	-	-
Thursday	-	-	14	-	-	-
Friday	-	-	-	-	-	-
Other						
Monday	-	-	-	-	-	-
Tuesday	-	-	-	-	-	-
Wednesday	-	-	-	-	-	-
Thursday	-	-	-	-	-	-
Friday	-	-	-	-	-	-

The number of 4 years olds attending **morning & afternoon** sessions **Monday – Friday** within a Childcare provision is shown in table 6 below.

Table 6

Language	Number of 4 year olds (am)			Number of 4 year olds (pm)		
	Barry	Eastern Vale	Western Vale	Barry	Eastern Vale	Western Vale
Welsh						
Monday	-	-	5	-	-	-
Tuesday	-	-	9	-	-	-
Wednesday	-	-	8	-	-	-
Thursday	-	-	10	-	-	-
Friday	-	-	0	-	-	-
Welsh & English						
Monday	-	-	-	-	-	-
Tuesday	-	-	-	-	-	-
Wednesday	-	-	-	-	-	-
Thursday	-	-	-	-	-	-
Friday	-	-	-	-	-	-
English & some bilingual elements						
Monday	-	-	26	-	-	19
Tuesday	-	-	25	-	-	18
Wednesday	-	-	29	-	-	18
Thursday	-	-	27	-	-	26
Friday	-	-	12	-	-	2
English						
Monday	-	-	11	-	-	-
Tuesday	-	-	10	-	-	-
Wednesday	-	-	11	-	-	-
Thursday	-	-	13	-	-	-
Friday	-	-	0	-	-	-
Other						
Monday	-	-	-	-	-	-
Tuesday	-	-	-	-	-	-
Wednesday	-	-	-	-	-	-
Thursday	-	-	-	-	-	-
Friday	-	-	-	-	-	-

Number of childcare places filled, required and available

Data has been included above with regards to the places filled. However, no data was available for places required or available.

Number of parents not claiming their free entitlement and reasoning

There are only **9** parents recorded who are not claiming the free Early Years Education entitlement for their child. **4** of which were from the Barry area and **5** within the Eastern Vale.

3 parents from Barry didn't know about the entitlement and **1** child was already in full time education. Whilst in Eastern Vale, **3** parents didn't know about the entitlement, **1** child was already in full time education and **1** stated that their entitlement wasn't available within their area.

Childcare required by parents to enable them to claim their full entitlement

There were **4** responses by parents requiring childcare for their child to enable them to take up their entitlement.

2 parents from Eastern Vale required additional playgroup/Cylch Meithrin during the morning and **1** required after nursery/school provision (wraparound). **1** parent from Barry required after nursery/school provision (wraparound).

8.2 Summary of key strengths and weaknesses

The Vale provides a good range of early years and play provision. Early Years services are effectively co-ordinated through the Early Years Development childcare Partnership (EYDCP) which sits within the Children & Young People's Partnership.

The Local Authority has comprehensive nursery provision in place to meet the needs of children the term after their third birthday within a reasonable distance of their home address.

A large percentage of eligible nursery age children access their part-time place within the maintained sector or at a registered non-maintained provider setting.

There is a clear, well-established rationale for the registration of settings, developed and administered in partnership with EYDCP. Early Years providers are monitored and supported through a Service Level Agreement to meet quality standards and provision. A newly appointed Early Years and Childcare Quality Monitoring Officer will oversee the business development of the settings.

All registered providers within the Early Years' Partnership receive 10% of an advisory teacher's time in line with Welsh Governments statutory requirements. Monitoring of this work indicates a positive impact both on provision and outcomes.

Advisory teachers for non-maintained settings ensure that effective networking systems exist between the maintained and non-maintained sectors ensuring that best practice is shared systematically across the authority. Estyn inspection outcomes in non-maintained settings are very strong with 100% achieving good in the non-maintained settings.

Regular reviews of nursery provision are undertaken to ensure that there are enough nursery places, current and forecast, to meet the demands of the Vale of Glamorgan 3 and 4 year old population.

8.3. Analysis of Flying Start Provision

Number of childcare providers funded to provide Flying Start, including Flying Start only provision

We have 8 childcare settings and 17 network childminders covering the 6 LSOA areas. We are able to offer Welsh provision in 3 of the LSOA areas with good transport links or 15 minute walking distance to ensure accessibility.

Weekly attendance profile of children attending Flying Start provision

The maximum attendance figures for 2015-16 are 75%. The attendance termly across childcare can fluctuate mainly due to childhood illnesses. At the age of 2 years the majority of children are attending a group setting for the first time and this then results in herd illness – chicken pox being a standard.

Number of places filled and required

In 2015-16, 334 children were eligible for childcare with a take-up rate of 87% (294 children). All children who took up the offer of childcare received a Flying Start funded placement.

Number of parents living in a Flying Start area, who are accessing free childcare

In 2015-16 a total of 294 children took up the offer of childcare. Of 47,419 sessions available 35,099 attended, which equates to 74% attendance overall. The unauthorised absence rate was 4.8%. Of the 294 children 20 received their entitlement via childminding. This is due to families who are either working or in education. Our internal settings are registered for higher number of children we estimate will require childcare. This is to enable us to accommodate peaks of childcare required and support any 1:1 requirements within the registered number. An example of this is Red Robin is registered for 48 children, but the current requirement is 40 children.

Number of parents not accessing free childcare and reasoning

In 2015-16 40 children didn't access childcare due to their parents declining the offer, equating to approximately 12%. The main reasons for this being:

- Parents accessing childcare through family members or private childcare, and not wishing to move their child as current entitlement doesn't fit in with their work/education
- Parents feel their child is too young to go to childcare at the age of 2 years.

Although parents may decline the offer, their entitlement remains 'open' and parents are able to take up their entitlement any time within the 3 terms available to them.

8.4. Summary of key strengths and weaknesses

Strengths:

Flying Start covers all LSOA areas for childcare via setting based and childminding. All parents of eligible children are visited the term before they would be eligible to start childcare to enable us to offer parental choice of childcare setting. Through offering a mixed economy of childcare, commissioned, solely Flying Start and Childminding, we are not reliant on one form of provision and this generates strength in workforce planning, healthy competition and sharing of good practice across the workforce. It has also led to a rise in quality for 'non-Flying Start' children attending commissioned providers.

Weaknesses:

Flying Start are not able to offer Welsh Language provisions across every LSOA so this can restrict choice, but it is accessible through good public transport links and 15 minute walking distance.

9 Free Breakfast Club Provision

9.1. Analysis of Free Breakfast Club Provision

Currently all schools that want a free breakfast club have one. There are a few schools that operate a private breakfast club and don't wish to change that.

As all schools with a free breakfast club operate differently, it was essential to contact individual schools to obtain their places available. Where a dash has been inserted under places available, the information has not been provided by that individual school.

Area	Name of Schools	Places Available – per day
Barry Cluster	All Saints Primary	-
	Barry Island Primary	-
	Cadoxton Primary	Up to 90
	Colcot Primary	-
	Gladstone Primary	-
	High St Primary	70
	Jenner Park Primary	-
	Oakfield Primary	Up to 52
	Palmerston Primary	Up to 50
	Romilly Juniors	110
	St Helens Infants	-
	St Helens Juniors	45
	Holton Rd Primary	-
	Gwenfo Primary	45 (30 on a waiting list)
Penarth Cluster	Cogan Nursery	13 (fluctuates)
	Cogan Primary	55
	Victoria Primary	-
	Fairfield Primary	-
	Dinas Powys Infants	-
	Dinas Powys Primary	77
	Evenlode Primary	Up to 30

	St Joseph's Primary Sully Primary Murch Junior	100 - -
Rural Cluster	Ysgol Y Ddraig Llancarfen Primary St Illtyd Primary Rhws Primary St Athan St Nicholas Primary Y Bont Faen Primary Peterston-Super-Ely Llangan Primary St David's Primary Llansannor Primary	- 40 + - 112 90 Up to 50 Up to 60 Up to 63 36 44 55
Welsh Cluster	Ysgol St Curig Ysgol Dewi Sant Ysgol Gwaun Y Nant Ysgol St Baruc Ysgol Bro Morgannwg	- 87 60 Up to 100 -

10. Working Tax Credit/ Universal Credit and Employer Supported Childcare/ Tax Free Childcare

10.1. Analysis of Working Tax Credit/ Universal Credit and Employer Supported Childcare/ Tax Free Childcare

Number of respondents claiming per childcare provision and number of children attending

There were very few responses from the parent questionnaire in relation to Working Tax/Universal Credit so the information provided below is not statistically significant to draw many conclusions from. However, it does indicate where the Local Authority needs to focus its efforts in supplying further information out to parents/carers on financial support for childcare.

Tables 7, 8 & 9 below shows the number of respondents claiming the **childcare element of Working Tax/Universal Credit** per childcare provision and number of children attending within the three areas.

Table 7

Area	Number of respondents claiming	Childcare Type used	Number of children attending
Area 1: Barry		Childminder	3
		Nursery	5
		Cylch Meithrin/Playgroup	1
		Crèche	1
		After School Club	2
		Breakfast Club	2
		Playschemes	0
		Open Access	0
		Nanny	0

Table 8

Area	Number of respondents claiming	Childcare Type used	Number of children attending
Area 2: Western Vale		Childminder	3
		Nursery	1
		Cylch Meithrin/Playgroup	0
		Crèche	0
		After School Club	0
		Breakfast Club	0
		Playschemes	0
		Open Access	0
		Nanny	0

Table 9

Area	Number of respondents claiming	Childcare Type used	Number of children attending
Area 3: Eastern Vale		Childminder	0
		Nursery	0
		Cylch Meithrin/Playgroup	0
		Crèche	1
		After School Club	1
		Breakfast Club	1
		Playschemes	0
		Open Access	0
		Nanny	0

Tables 10, 11 & 12 below shows the number of respondents **claiming tax free childcare or receiving assistance through an Employer Supported Scheme**

Table 10

Area	Number of respondents claiming	Childcare Type used	Number of children attending
Area 1: Barry		Childminder	4
		Nursery	5
		Cylch Meithrin/Playgroup	1
		Crèche	2
		After School Club	2
		Breakfast Club	0
		Playschemes	0
		Open Access	0
		Nanny	0

Table 11

Area	Number of respondents claiming	Childcare Type used	Number of children attending
Area 2: Western Vale		Childminder	0
		Nursery	0
		Cylch Meithrin/Playgroup	0
		Crèche	0
		After School Club	0
		Breakfast Club	0
		Playschemes	0
		Open Access	0
		Nanny	0

Table 12

Area	Number of respondents claiming	Childcare Type used	Number of children attending
Area 3: Eastern Vale		Childminder	0
		Nursery	0
		Cylch Meithrin/Playgroup	1
		Crèche	0
		After School Club	0
		Breakfast Club	0
		Playschemes	0
		Open Access	0
		Nanny	0

Number of respondents intending to claim in future and childcare requirements

The number of respondents intending to claim **childcare element of Working Tax/Universal Credit** in the future and childcare requirements is captured in table 13 below.

Table 13

	Number of children		
	Area 1	Area 2	Area 3
Childminder	5	3	0
Nursery	6	0	0
Cylch Meithrin/Playgroup	2	0	1
Crèche	1	0	0
After School Club	2	0	0
Breakfast club	1	0	0
Playschemes	1	0	0
Open Access	0	0	0
Nanny	0	0	0

The number of respondents intending to claim **claiming tax free childcare or receiving assistance through an Employer Supported Scheme** in the future and childcare requirements is captured in table 14 below.

Table 14

	Number of children		
	Area 1	Area 2	Area 3
Childminder	5	0	0
Nursery	6	0	0
Cylch Meithrin/Playgroup	2	0	1
Crèche	2	0	0
After School Club	4	0	0
Breakfast club	0	0	0
Playschemes	1	0	0
Open Access	0	0	0
Nanny	0	0	0

Number of respondents not claiming and reasoning

The table below provides information regarding the number of parents **not intending to claim the childcare element of working tax credit /universal credit**. As stated above, the information provided illustrates where the Local Authority needs to work with partners and organisations as to how best inform parents to be and parents/carers currently using childcare of the possible financial support available to them.

Table 15

Reasoning	Number of respondents		
	Area 1	Area 2	Area 3
I do not know about the childcare element of the working tax credit/universal credit	2	1	2
NI know that I am not eligible	7	7	10
I am unsure whether I am eligible	1		1
I choose not to claim it	0	0	0
I find the process too complicated	0	1	0
I haven't the time to claim it	0	1	0
I cannot get the information or advice I need to complete my claim (please contact your local Family Information Service	0	0	0
My circumstances change too often to enable me to claim easily	0	0	0
I do not pay for the childcare that I use	0	1	0
Setting not registered/Nannies not approved under Welsh Government's Voluntary Approval Scheme	0	0	0
Other (please explain)	0	1 – we looked at it and based on my wages, it wasn't worth it	0

The table below provides information regarding the number of parents **not intending to claim tax free childcare or receive assistance through and Employer Supported Scheme**. As stated above, the information provided illustrates where the Local Authority needs to work with partners, organisations and employers in this case as to how best inform parents to be and parents/carers currently using childcare of the possible financial support available to them. It's essential for employers to have the right information regarding Employer Supported Scheme in respect of the potential benefits to employees as well as themselves as employers.

Table 16

Reasoning	Number of respondents		
	Area 1	Area 2	Area 3
I do not know about tax free childcare/Employer Supported Scheme	1	0	2
NI know that I am not eligible	2	2	3
I am unsure whether I am eligible	1	0	10
I choose not to claim it	2	0	0
I find the process too complicated	1	2	0
I haven't the time to claim it	1	1	0
I cannot get the information or advice I need to complete my claim (please contact your local Family Information Service	0	0	0
My circumstances change too often to enable me to claim easily	0	0	0
I do not pay for the childcare that I use	1	1	0
Setting not registered/approved	0	0	0
Other (please explain)	0	4 It will affect my pension later As my fees vary each month it's too complicated & timely to process each month I am self employed Not available through my work	2 reduces the payment available

10.2. Summary of key strengths and weaknesses

It's very challenging to draw any significant facts from this section due to the very few responses from the parental survey. However, we know that childcare is one of the most expensive outlays that some families face and therefore it is important that the Local Authority provide as much information and advice to families on the range of financial support schemes as possible. The Vale Family Information Service Website provides information to families on a variety of topics. The Support to Parents page provides a section on financial help. Within this section, there is detailed information on financial help around:

- Expecting a baby
- New parents
- If you are working
- If you are studying
- If your child has a disability
- And useful contacts

Addressing the need to better inform parent/carers will be contained within the Action Plan.

On a positive note, it is refreshing to see that there are some parents currently claiming either the childcare element of working tax/universal credit or claiming tax free childcare or assistance through an Employer Supported Scheme and some looking to claim in the future.

11. Sustainability

Direct grants/ funding for childcare providers

Sustainability of the childcare market has been unsettled for some time. Childcare providers who offer day care, afterschool clubs, holiday clubs etc. are telling us that increase in rent, staffing costs (changes in National Living Wage, Workplace Pension Scheme), updating qualifications/training; reduction in numbers of children attending formal childcare has had massive impact on sustainability. Staff report that they already work beyond their contracted hours with no additional pay.

The Local Authority continues to support the childcare market with a number of different initiatives which are explained below. It is hoped that these initiatives in turn support working parents when applying for working tax credit, universal credit and tax free childcare. The Local Authority has applied to be an early implementer for Welsh Government's Additional Childcare Offer initiative, with the pilot due to take place in September 2017. This childcare offer intends to provide 30 hours a week of free early education and childcare for working parents of 3- and 4-year-olds in Wales, for 48 weeks of the year – which includes the current free early education provided. Welsh Government want their childcare offer to be as clear and easy to access as possible so that parents can continue to choose the providers that best suit their needs. It is anticipated that this will not only support working parents but support the sustainability of the childcare market.

Sustainability Grants to registered Childcare Providers

Annual grants available to support the sustainability of registered Childcare Providers. Higher staffing settings (day nursery, playgroup/Cylch etc.) are invited to apply for grants to support staffing costs, rent, membership & Insurance and limited equipment, and childminders are invited to apply for membership and insurance costs.

The amount of grant funding available has decreased over the years which have therefore meant that we have had to become much tighter on the criteria and what can be applied for. Part of the application asks why a grant is required, (as mentioned above), settings tell us that either their rent has increased significantly or they have fewer children, plus increase in staffing cost over recent years due to the changes in National Living Wage, Workplace Pension Scheme, etc. These are all encouraging benefits to staff but are an obvious additional cost to the employer.

We understand that certain times of the year will result in the childcare setting retaining less children for instance September/October time is always a quiet period due to the children who have finished in July to attend school. The additional childcare offer may help in these situations.

Completed grant applications provide information regarding the number of staffing they have on a daily basis to the number of children attending, hourly pay and holiday pay/entitlement. In some cases where a grant has not been awarded, an appointment has been offered with the setting to look at their outgoing costs and consider how these could potentially be reduced. Therefore, making the setting more maintainable. Other ways which we can support settings are by suggesting extending opening hours and/or expanding the age range of children (if applicable).

Supporting the sustainability of childminders is under slightly different circumstances. Childminders are an essential component in providing childcare. However, due to the nature of childminders in the main being self-employed and in control as to how many or few children they wish to childmind, it was decided funding would be available to support their membership and insurance costs only.

Assisted Childcare Places

The Assisted Childcare Places scheme was set up approximately three years ago to support children in need and children with a disability and/or additional needs aged 18months – 4 years for children in need or children with a disability and/or additional need. Referrals are received from a variety of professionals including Specialist Health Visitor, generic Health Visitors, Schools, etc. Eligible children are usually offered 2 sessions per week for 12 weeks within a registered setting chosen by both the parent/s and co-ordinator – additional weeks can be offered in certain circumstances. The scheme is also able to pay for a 1:1 worker where children have emerging needs or a diagnosis that requires additional support. The scheme is restricted to the number of children it can support due to limited funding and all payments are paid direct to the childcare provider.

CYPOP5

Historically when the ICP course was in existence, potential childminders were provided with funding to undertake the course. However, as pointed out previously, reduction in grant funding has required us to reconsider how we assign funding in a more effective way. Whilst we still currently provide the Briefing Sessions free to potential new childminders, the decision on whether those going forward received full or part funding towards the CYPOP5 course is based on childcare in geographical areas of need, which is where we use our Childcare Sufficiency Assessments and Family Information Service data. We also take into account, if a childminder is able to offer additional skills such as fluent Welsh speaker, experience of working with children with disabilities/additional needs etc. Those receiving funding understand that if they do not complete the course and become registered, funding will be recovered. Payment for the Quality Start pack and a £100 set up grant is also available.

Out of School Childcare Grant

Since Welsh Government introduced the Out of School Childcare Grant, Local Authorities have been able to utilise this funding to identify and meet identified gaps within Childcare Sufficiency Assessment and Play Sufficiency Assessment, to support out of school childcare provision.

Within the Vale of Glamorgan, funding has been allocated to:

- support the setup of out of school provision through the medium of both English and Welsh,
- provide funding to existing providers to support sustainability matters
- Provide an Assisted Places Childcare scheme for children aged 4yrs + within out of school/wraparound provision. Children supported are from low income families, are in need of socialisation or have a disability and/or additional needs.
- An afterschool club and holiday club have been supported with funding to provide much needed provision for children with disabilities and additional needs.
- Staff to undertake Playwork Levels 2 & 3 and CACHE Level 3 Transition to Playwork training.

Whilst this grant has been much needed and much appreciated by the Local Authority, it would be very favourable if this grant was accessible to support pre-school childcare providers in the next round of funding.

Funding channelled to parents, as users of childcare (working tax credit, universal credit, employer supported childcare, tax-free childcare)

The Vale's Family Information Service has a dedicated 'Parent Zone' page on their website. This not only provides parents/carers or parents to be with information on funding for childcare but a whole host of other services. The Support for Parent section is invaluable for families who have children age 0-20 years and professionals working with families and covers topics such as: Alcohol and drug concerns, anti-social and offending behaviour, Black and minority ethnic families etc.

Within this Parent Zone is a section relating to Financial Help for those expecting a baby, new parents, if you are working, if you are studying or if your child has a disability/additional need. Information is available on Money Advice Service, Healthy Start Vouchers, Statutory Maternity Pay, Child Tax benefit etc. There are helpful calculators in which people can use to see if they are eligible. Alternatively they can speak to a member of the Family Information Service team. Contact numbers for Citizen Advice Bureau and Jobcentre Plus details are also included on the page.

CSSIW de-registrations

The Family Information Service reported that out of those childminders that had de-registered with CSSIW, they were only able to make contact with a few due to contact details not being recognised.

The reasons behind the de-registrations were that:

- Some childminders de-registered due to relocating to another part of the country.
- Others were looking for work in another field, wanted a change to do something different or had a full time job so could not do both.
- One childminder de-registered because she only had 1 child for an hour a week.
- One childminder just closed her business down.

12. Cross Border

The Childcare sufficiency Assessment should take into account those who use childcare outside the Local Authority area as well as those who travel to the Local Authority area to use childcare. Local authorities should consult with their neighbouring Local Authorities to assess the numbers involved and ensure they are reflected in the assessment. The Assessment should include information on:

- Current and future demand for childcare outside of the Local Authority area, broken down by childcare type and number of places being used or required
- Current and future demand for childcare within the Local Authority area by parents living outside the Local Authority area, broken down by childcare type and number of places being used or required

An e-mail was sent to the Local Authorities bordering the Vale of Glamorgan with regards to cross boarder childcare. Information was only received from one Local Authority which provided very limited details. Some points that they did raise were:

A parent in the Vale of Glamorgan commented that they are looking for Welsh medium provision/education as it is not available to her child in her locality.

Past enquiries have been for non-maintained education where parents are not allocated the times convenient to them. For instance one parent was offered afternoon part-time provision but as it wasn't convenient they looked at other options within Rhondda Cynon Taff.

Most cross border REP enquiries that have been received in the past have been for RCT parents looking to send their children to close border schools such as Pendoylan Church in Wales or Llansannor Primary Schools.

13. Workforce Development

When looking at the SASS data provided for workforce development, a total of **633** childcare staff completed data on workforce development. Of these, **135** were categorised as childminders, **498** were categorised as Children's Day Care.

Of the **498** categorised as Children's Day Care, **8** were crèche providers, **296** were full day care, **94** were out of school providers and **100** were sessional care providers.

The information collated for this section will not provide all childcare provider details of workforce development due to a **76%** return of SASS data.

Table 17 Shows the number of staff in Childcare Care settings who completed the workforce data

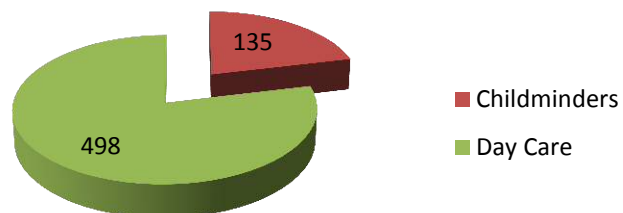
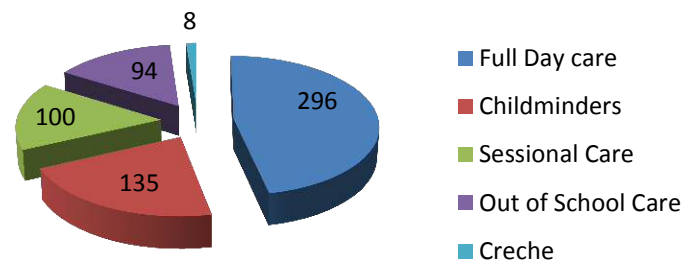


Table 18 below shows the breakdown of Childcare Type categories



Childminders

Table 19 below shows the highest level of qualifications (**ON Care Council for Wales List**) per childminders type and next level of qualification they are working towards.

Table 19

Highest level of relevant qualification (CCW)	Post Title	Number	Next Level of qualification working towards (CCW)	Number
Level 2	Childcare practitioner	6	Level 3	2
	RI/RP/Director/Owner	1	Level 3	1
Level 3	Childcare Practitioner	40	Level 2	1
			Level 3	3
			Level 4	5
			Level 5	12
	RI/RP/Director/Owner	1	Level 3	1
	Leader/Manager/Supervisor	2	None	N/A
Level 4	Childcare practitioner	3	None	N/A
Level 5	Childcare Practitioner	5	Level 3	1

The table below shows the highest level of qualification (**NOT on Care Council for Wales List**) per childminder type and next level of qualifications they are working towards

Table 20

Highest level of qualification (NOT on CCW)	Post Title	Number	Next Level of qualification working towards (CCW)	Number
None	Childcare Practitioner	5	Level 3	1
Not specified	Childcare Practitioner	35	Level 3	8
	Not specified	4	Level 5	1
Level 2	Childcare practitioner	2	Level 3	2
	RI/RP/Director/Owner	1	Level 3	1
Level 3	Childcare Practitioner	19	Level 2 Level 3 Level 5	1 2 1
	RI/RP/Director/Owner	0	None	N/A
	Leader/Manager/Supervisor	1	None	N/A
	Not specified	1	Non	N/A
Level 4	Childcare practitioner	1	None	N/A
Level 5	Childcare Practitioner	1	Level 3	1
Level 6	Childcare Practitioner	2	None	N/A
Level 7	Childcare Practitioner	1	None	N/A

Day Care

Table 21 below shows the highest level of qualifications (**ON Care Council for Wales List**) per Day Care type and next level of qualification they are working towards.

Table 21

Highest level of relevant qualification (CCW)	Post Title	Number	Next Level of qualification working towards (CCW)	Number
Level 1	Childcare practitioner	1	Level 2	1
Level 2	Apprentice	1	Level 3	2
	Childcare practitioner	19	Level 3	19
Level 3	Childcare Practitioner	10	Level 3	3
			Level 4	1
			Level 5	10
	Leader/Manager/Supervisor	32	Level 3 Level 5	2 12
Level 4	Leader/Manager/Supervisor	6	Level 5	2
Level 5	Childcare Practitioner	2	Level 2	2
Level 6	Childcare Practitioner	3	None	0
	Leader/Manager/Supervisor	1		
	RI/RP/Director/Owner	1		

The table below shows the highest level of qualification (**NOT on Care Council for Wales List**) per childminder type and next level of qualifications they are working towards

Table 22

Highest level of qualification (NOT on CCW)	Post Title	Number	Next Level of qualification working towards (CCW)	Number
None	Childcare Practitioner	2	Level 2	1
Not specified	Childcare Practitioner	14	Level 2 Level 3	1 3
	Leader/Manager/Supervisor	1	None	N/A
Level 2	Childcare practitioner	2	None	N/A
Level 3	Childcare Practitioner	8	Level 2	1
	Leader/Manager/Supervisor	4	None	N/A
Level 5	Childcare Practitioner	1	Level 3	1
	Leader/Manager/Supervisor	1	None	N/A
Level 6	Childcare Practitioner	10	Level 5	1

Sessional Day Care

Table 23 below shows the highest level of qualifications (**ON Care Council for Wales List**) per Sessional Day Care and next level of qualification they are working towards.

Table 23

Highest level of relevant qualification (CCW)	Post Title	Number	Next Level of qualification working towards (CCW)	Number
Level 1	Childcare practitioner	1	Level 2	1
Level 2	Apprentice	1	Level 3	1
	Childcare practitioner	3	Level 3	2
Level 3	Childcare Practitioner	54	Level 3 Level 4 Level 5	2 2 7
	Leader/Manager/Supervisor	18	Level 4 Level 5	3 3
Level 4	Leader/Manager/Supervisor	2	Level 5	2
Level 6	Leader/Manager/Supervisor	1	Level 5	1

Table 24 below shows the highest level of qualifications (**NOT Care Council for Wales List**) per Sessional Day Care and next level of qualification they are working towards.

Table 24

Highest level of relevant qualification (CCW)	Post Title	Number	Next Level of qualification working towards (CCW)	Number
None	Childcare practitioner	3	Level 2	1
Not specified	Childcare Practitioner	6	Level 3	2
	Leader/Manager/Supervisor	1		
Level 3	Childcare Practitioner	5	None	N/A
Level 6	Childcare practitioners	2	Level 2	1

Out of School Providers

Table 25 below shows the highest level of qualifications (**ON Skills Active List**) per Out of School providers and next level of qualification they are working towards.

Table 25

Highest level of relevant qualification (CCW)	Post Title	Number	Next Level of qualification working towards (CCW)	Number
Level 2	Childcare practitioner	10	Level 3	6
Level 3	Childcare Practitioner	19	Level 3 Level 5	3 2
	Leader/Manager/Supervisor	16	Level 3 Level 4 Level 5	1 1 4
	RI/RP/Director/Owner	1	Level 5	1
Level 4	Childcare Practitioner	1	None	2
	Leader/Manager/Supervisor	2		
Level 5	Leader/Manager/Supervisor	1	None	0
Level 6	Childcare Practitioner	2	None	0
	Leader/Manager/Supervisor	1	Level 7	1
Level 7	Childcare Practitioner	1	None	0
	Leader/Manager/Supervisor	1		

Out of School Providers

Table 26 below shows the highest level of qualifications (**NOT on Skills Active List**) per Out of School providers and next level of qualification they are working towards.

Table 26

Highest level of relevant qualification (CCW)	Post Title	Number	Next Level of qualification working towards (CCW)	Number
None	Childcare Practitioner	3	None	0
Not specified	Childcare Practitioner	8	Level 3 Level 6	1 1
Level 1	Childcare Provider	1	Level 2	1
Level 2	Childcare practitioner	1	Level 2	1
Level 3	Childcare Practitioner	7	Level 2 Level 3 Level 5	1 2 1
	Leader/Manager/Supervisor	3	None	0
	Not Specified	1	None	0
Level 4	Childcare Practitioner	1	None	2
Level 6	Childcare Practitioner	6	Level 6	1

Crèche Providers

Table 27 below shows the highest level of qualifications (**ON Care Council for Wales site**) per crèche providers and next level of qualification they are working towards.

Table 27

Highest level of relevant qualification (CCW)	Post Title	Number	Next Level of qualification working towards (CCW)	Number
Not Specified	Childcare Practitioner	1	None	0
Level 3	Childcare Practitioner	6	Level 5	1
	Leader/Manager/Supervisor	1	Level 5	1

The SASS data didn't provide any records of:

- Crèche staff with qualifications **not** listed on the Care Council for Wales site
- Open Access Play Provision staff qualifications either listed or not listed on Skills Active site
- Nannies qualifications either listed or not listed on the Care Council for Wales site

Overview of additional training completed, per number of childcare types

Training Completed	Childcare Type			
	Childminder	Full Day Care	Sessional Day Care	Crèche's
Paediatric First Aid	123	233	89	8
Child Protection/Safe Guarding	116	204	89	7
Food Safety	113	213	79	8

Additional training completed by Childminders

There appears to be a number of additional training courses that Childminders have completed including, Autism Awareness, ADHD Awareness, Makaton, Meningitis Awareness, Foundation Phase training to name a few. What is alarming is the number of childminders listed that have not undertaken, completed or not specified any additional disability training.– 84 out of 135 (62%).

Additional training completed by Full Day Care, Sessional Day Care and Crèches

As with Childminders there appears to be a number of additional training courses that full day care, sessional day care and crèche staff have completed including, Autism Awareness, ADHD Awareness, Makaton, Meningitis Awareness, Foundation Phase, Language and Play, training to name a few. However, what is alarming is the number of staff listed that have not undertaken completed or not specified any additional disability training 296 out of 498 (59%)

Overview of additional training completed, per number of childcare types

Training completed	Childcare Type		
	Out of School Care	Open Access Provisions	Nanny
Paediatric First Aid	74	No information	No information
Child Protection/Safe Guarding	74	No information	No information
Food Safety	72	No information	No information

Additional training completed by Out of School Care staff

There are a few additional courses listed that out of school care staff have completed including, diabetes, Health & Safety, PREVENT, manual handling, fire safety, ADHD and Autism awareness. As with the above groups of staff, again there appears to be many listed that have not completed or not specified undertaking any additional disability training, 46 out of 94 (49%).

Overview of training due to expire, per number of childcare types

	Certificates due to expire in next 12 months			Certificates due to expire in next 2 years		
Childcare Type	Paediatric First Aid Certificate	Child Protection Training	Food Hygiene Training	Paediatric First Aid Certificate	Child Protection Training	Food Hygiene Training
Childminder	57	57 estimated	44 estimated	50	41 estimated	41 estimated
Full Day Care	106	40 estimated	73 estimated	96	159 estimated	156 estimated
Sessional Day Care	40	41 estimated	37 estimated	72	31 estimated	41 estimated
Crèches	4	7 estimated	6 estimated	4	0 estimated	2 estimated
Out of School Care	34	16 estimated	21 estimated	32	35 estimated	35 estimated
Open Access Play Provision	No information provided on SASS					
Nanny	No information provided on SASS					

It appears from the SASS data provided for the above that there is some confusion around expiry dates for certificates as opposed to date of training undertaken. For example, Paediatric First Aid certificate asks for expiry dates whereas child protection and food hygiene ask for date of training. Therefore, an accurate picture cannot be made with regards to training needs for the next 12

months or in 2 years time. Having said this, it can be assumed that those who have provided dates exceeding 2016 are expiry dates. Further data will be made available from the CWLWM workforce survey 2016 which will be included in the report.

Workforce training needs, per childcare type – within next 12 months

As the SASS data is unable to provide a full account of staff training needs, the table below takes into account training needs that have been identified via the SASS data plus information that has been gathered via the local authority Early Years Development & Childcare Partnership along with data from the Childcare and Early Years Workforce Survey 2016 compiled by the CWLWM partnership.

	Paediatric First Aid	Child Protection	Food Hygiene
Childminder	57	57	44
Full Day Care	106	40	73
Sessional Day Care	40	41	37
Crèches	4	7	6
Out of School Care	34	16	21
Total number of places	241	161	181
Open Access Play	No information provided on SASS		
Nanny	No information provided on SASS		

Out of the **60** respondents that completed the CWLWM workforce questionnaire, table ? below shows the percentage of staff requiring additional training. Some of this information has already been captured within the SASS data so will be difficult to analyse/conclude an exact outcome of training needs.

Table 28 shows the results of CWLWM workforce development questionnaire

Training Requirements:		2016/17
First Aid		15%
Child Protection / Safeguarding		22%
Early Years Practice		10%
Health & Safety		14%
Leadership & Management		7%
Playwork		8%
Food Hygiene		18%
Business Support		5%
IT/computer literacy		8%

14. Results of Consultation with Stakeholders (as outlined in section 2)

Summarise the key findings from consultation undertaken with key stakeholders.

In order to gain the views of childcare providers with regards to the current state and future of the childcare market in the Vale of Glamorgan, various consultations with stakeholders, parents and children were undertaken.

Safeguarding Children Board

A questionnaire was forwarded to the Chair of the Safeguarding Children's Board for comment. When invited to comment on the range of childcare available in the Vale for assisted places, affordable childcare emergency childcare placements etc. the response was one of uncertainty. However, when asked their opinion about whether they had any specific improvement suggestions for how childcare could better meet the needs of these groups, the responses were as follows.

- Improvement for low income families – Whilst Flying Start and the Talk Childcare 30 hour offer will help some parents on low incomes with younger children, there are still challenges regarding access for parents on low incomes in relatively affluent wards/LSOA, and those in all areas with older children.
- Improvements for families with children with disabilities – according to the last CSA update (March 2016) 68% of settings indicated they could cater for children with SEN. Ideally all settings should be able to offer childcare to children with SEN/disabilities (wherever possible – it may be the case that an *individual child's* needs cannot be met, but in principle all settings should be inclusive).
- Improvements for working families – the two major issues remain those of non-standard working hours and short notice of work commitments – both challenging for providers to plan and/or to provide for.
- Improvements for families seeking work - the nature of childcare in terms of regulations around staff: child ratios vs viability remains a major issue for supporting families seeking work. Providers cannot afford to operate at much below full capacity, but this clearly limits flexibility for new families entering the labour market and requiring childcare. Previous experience in the childcare field also allows to identify that parents new to using formal childcare may not have sufficient confidence in the quality, 'trustworthiness' and 'suitability' of provision, and they may wish to access a number of taster sessions for their child/ren before feeling suitably reassured. Again, whilst this may be essential for families planning to engage with the labour market, it does not fit well with the childcare provider's business model.

Further comments given were around the Social Services and Well Being Act that will increase the expectations placed on a wide range of services (including childcare providers) to provide 'early intervention and prevention' input for families who have support needs, but who do not meet the criteria for statutory intervention. Whilst many childcare providers have been doing this for a long time, it may be the case that some settings will require further support, and at this stage it is not clear what reporting of 'outcomes' will be required.

Welsh Medium Education Forum – a questionnaire was sent to members of the Welsh Medium Education forum, however no responses were received.

Play Monitoring Group

As the Play Forum has not met for some time, the response provided has been via the Play Development Team. A summary of the feedback is provided below but the full report is available at appendix ?.

There is an emphasis on a 'one size fits all' approach to childcare with little importance on play (care). The Vale is seeing more families in crisis during school holidays due to lack of affordable holiday care. Open access Play schemes need to work alongside childcare to support families.

Due to the lack of play funding available across Wales, there have been a significant decrease in Playschemes for children during school holidays. This not only puts pressure on families but also other services such as Children's Services, Assisted Places schemes etc.

When looking at how childcare could better meet the needs for improvements for low income families, it is suggested the more support during school holidays and afterschool be available, schools could allow their grounds to be used during school holidays and perhaps consider shortening the 6 weeks summer holidays, these are long and the cost of childcare can be spread out more if other holidays were expanded.

When looking at making improvements for families with children with disabilities, it was again noted that 6 weeks in the summer holidays was a long time for children and especially those whose routine is disrupted.

Transport poses a problem during school holidays because more than often, children require specialist transport which is costly.

The Vale Play team is part funded through Families First grant. They work in partnership with Ysgol Y Deri (Special School) to provide play opportunities for children with disabilities. This proves to be very successful.

It was stated that more flexibility within schools to offer before and after school could improve childcare for working families and weekend childcare or play clubs could be made available.

Summing up, it is felt that a lot of pressure is put on schools these day so perhaps a dedicated play team would be an option to provide play activities/opportunities to school children before, during and after school which could be extended to cover school holidays and inset days.

Employers

The Vale of Glamorgan Early Years Development & Childcare Partnership elected to utilise the Core hours that PACEY Cymru offer the Vale of Glamorgan to undertake a questionnaire to look specifically at out of hours childcare. The brief was for PACEY to contact large employers in the Vale where staff are required to work shifts i.e. supermarkets, hospitals, police and speak to the HR departments.

Overview

PACEY Cymru carried out a telephone and email questionnaire as requested by the Val of Glamorgan Local Authority as a result of the Vale Family Information Service receiving an increase number of enquiries from parents who had difficulties in finding suitable, flexible out of hours childcare to suit either shift patterns including evenings and weekends.

The aims and actions set out by the LA were as follows:

Aim:

1. Establish whether there is demand for childcare operating outside normal office hours (i.e. before 8am, after 6pm and/or on weekends).
2. Establish whether there is interest, from childcare professionals and newly qualified childcares (who have a level 2 in childcare), in becoming Approved Home Childcares.

Action:

PACEY Cymru to contact employers in and around the Vale of Glamorgan, where employees are required to work outside normal office hours (i.e. before 8am, after 6pm and/or on weekends). Gain feedback from employers as to whether their employees are finding it difficult to find suitable childcare.

PACEY Cymru contacted the following companies and have prided a spreadsheet as an Appendix to this report, which provides the answers and response of each business.

Replies were received from:

- South Wales Police
- Welsh Health Service - Barry Hospital, Llandough Hospital, Heath Hospital
- Vale of Glamorgan Local Authority
- Parkside House Residential Home, Penarth
- Ty Dyfan Residential Home, Barry
- The Manor House Residential Home, Cowbridge
- Hayes Residential Home, Sully
- All Saint's Domiciliary Care Agency, Dinas Powys
- Willowmere Home Care Agency, Barry
- Allied Health Care, Barry
- Cardiff Airport

No response received from:

- Asda Stores
- Morrisons Stores
- Tesco Stores
- Royal Air Force
- Cardiff National Pool

Questions asked which were put together and agreed include:

1. Do you know how many of your workforce are parents of children under 13 years?
2. Are all employees required to work shift patterns outside normal office hours (i.e. before 8am, after 6pm and/or on weekends)?
3. Do you offer flexibility and consider the needs of parent employees?
If yes - how?
5. Have you experienced issues with employees taking up employment or continuing work due to childcare?
If yes, what type of issues has been raised?
7. How have you tackled these issues?
8. Do you offer any of the following?
 - a. Childcare vouchers
 - b. Financial assistance towards childcare
 - c. Onsite childcare
 - d. Information about the Family Information Service
9. How can we support you to improve childcare for your employees?
10. Have you any other comments about childcare or issues surrounding childcare in the Vale?
11. How do you provide information to your employees? E.g. email, staff intranet, post, meetings...
12. We have a survey for parent employees to gain some feedback. Can you help us distribute this?

Key points raised

Findings show that the majority of businesses were either unable or unwilling to respond, of the 16 companies contacted on 45%

were happy to feedback.

Of those responses 63% confirmed that their company had not carried out any related surveys with their employees on this matter however welcomed the call.

There was a mix of responses regarding the shift patterns, with 63% stating that some or a large number of employees worked shift patterns which meant working out of the usual office hours, however 88% of those said that they offered some support with work patterns. Some of the support mechanisms in place for staff included consideration on an individual basis, flexible working hours, change of contractual hours, choice of working hours as well as an option to accrue time as part of a flexible policy.

Some companies had encountered some situations where an employee had difficulties with childcare however nothing significant. Employees would be offered change of duties, hours, and even career breaks as required.

The following statement by Aneurin Bevan University Health Board's on Flexible Working Practices supports the response provided:

'Aneruin Bevan Health Board is committed to the implementation of flexible forms of working or staff. Flexible working opportunities include part-time working, term-time working, voluntary reduced hours and job sharing. The Health Board has a flexible approach to issues such as adoption leave, career breaks, and leave for domestic or personal reasons. The Health Board has an internally managed multidisciplinary staffing agency. The agency provides short and longer term temporary placements in all specialities across the Health Board'.

Further detail on this can be found here:

<http://www.wales.nhs.uk/sitesplus/866/page/40417>

Of those responding 38% of the companies offered childcare vouchers which assist with childcare costs, also the National Health Service provided a nursery at both University Hospitals which offered competitive childcare rates.

'The UHB has a salary sacrifice Childcare Voucher scheme which is aimed at helping reduce the cost of childcare for our employees. All eligible working parents, with children up to the age of 15, or 16 if the child has a disability, are entitled to apply for Childcare Vouchers. The Vouchers can only be used to pay for childcare which has been registered or approved'.

Further details can be found here:

<http://www.cardiffandvaleuhb.wales.nhs.uk/staff-benefits-childcare>

Also the Government offer information to parents on possible support with childcare costs across the country, further details can be found here:

<https://www.gov.uk/help-with-childcare-costs>

The intranet and face to face meetings including supervision were the two most popular responses to the question posed on what was their preferred method of disseminating information to employees. Notice boards and social media were also mentioned as effective methods of communication.

Responses to the question of what the Family Information Service could provide that may be helpful, include regular updates on childcare issues, advice on contributions regarding childcare costs as well as general information that would help working parents through their employers.

Suggested development opportunities identified by PACEY Cymru following the collation of feedback

In line with the findings listed above some developmental suggestions include:

- Monthly FIS e-news letters to businesses
 - Monthly FIS e-new letter to businesses
 - Monthly FIS e-news letter to parents to be distributed to parents via the businesses
 - Social media - links to local businesses, sign up for updates - 2 way process
 - App for Businesses to go direct for information via the FIS Website - a specific tab/area for businesses
- Consider a checklist for businesses
- Key points to consider
- Childcare costs advice area on website - link sent to businesses
 - Links to businesses on websites
 - Videos/case studies/FAQ's for employers
 - Quarterly business Webinars - providing updates live or pre-recorded

Of those responded only 63% responded to our request to share a parental questionnaire with their colleagues, of those 50% agreed to share this information although mindful that historically questionnaires have had a low response. A decision will need to be made on whether the questionnaires should be forwarded considering historical low responses and whether this would provide sufficient and full enough a picture of the current services.

Neighbouring Local Authorities – Please refer to section 12 of this report

Umbrella/ Partner Organisations

Individual questionnaires were sent out the five umbrella organisations – Wales Pre-school Providers Association (Wales PPA), Professional Association for Childcare and Early Years (PACEY Cymru), Clybiau Plant Cymru Kids' Clubs (CPCKC), National Day Nursery Association (NDNA) and Mudiad Meithrin (MM) to gain their views and opinions on a range of issues relating to parents and carers, childcare etc. in the Vale of Glamorgan.

Some of the key points that were raised by **PACEY Cymru** were that they believed the Vale of Glamorgan Local Authority (LA) recognises the importance of childminders in supporting the delivery of sufficient, accessible and quality childcare services for families across the County, including providing unsocial hours for working parents and for families in need.

Potential childminders are supported with pre-registration training, which includes FREE briefing sessions in house supported by the appropriate council staff.

PACEY Cymru work with the Vale to provide the mandatory pre-registration training required to register as a childminder on a local level - the training venue and refreshments are provided by the LA. Some candidates are part funded, however, the LA do not fund PACEY online CYPOP5 training for those unable to access classroom based training which PACEY Cymru feel would provide those with a choice and the flexibility of alternative methods of learning and training.

Mentoring and pre-registration training is offered in house to support childminders applications.

The Vale utilises the PACEY Cymru core offer or strategic support which includes an out of hour's childcare telephone and email survey to local employers. Due to low responses the report provided a small snap shot of requirements locally.

PACEY Cymru work in partnership with the Vale at training events and at Network meetings.

PACEY reported that the Vale offer Continuous Professional Development (CPD) training courses and up skilling through formal qualifications. Some are partly subsidised and offered on Saturdays and evening.

PACEY Cymru also acknowledged the Vale's grants and funding programme to support potential childminders, which includes cost towards their CYPOP5), Quality Start packs and a £100 start-up grant. However, this is subject to whether local need is identified through the CSA and funds are available.

Regarding non-maintained settings who offer early years education, PACEY Cymru commented that there are no funded childminders in the Vale but did acknowledge that 18 childminders are currently supported to provide Flying Start provision.

PACEY Cymru acknowledged the working relationship between childminders and the Family Information Service and their ability to be able advertise their service on the FIS website.

Wales Pre-school Providers Association also sent a detailed report. Some of the key points they make are that there are currently 2 providers that have achieved Wales PPA's Quality for All award – both highly commended and 6 others are working towards first accreditation.

Wales PPA noted that the Vale no longer provide them with funding for develop work. However, Wales PPA employs a Welsh Language Co-ordinator and a Foundation Phase Co-ordinator, funded by Welsh Government, to work across Wales.

When commenting on improvements for low income families, Wales PPA noted that the Welsh Governments Childcare Offer will help to tackle poverty especially for those 'in work' poverty. Financial support in terms of PaCE could support families as will funds for assisted places. More support could be offered to providers to help them understand and support specific needs of low income families.

Wales PPA commented on a Wales wide observation rather than a local one. It was noted that children needing one to one support are not always able to access support and may not be helped with the 30 hour offer is rolled out. Practitioners will always need support and training.

When asked to comment on improvements for working families, Wales PPA commented that working families (over 16 hours) should benefit from the proposed 30 hours childcare offer which should provide more flexible opening hours and flexible models of childcare. They went on to say that it will be important that parents know what options of childcare are available.

Clybiau Plant Cymru Kids' Clubs (CPCKC) also provided a detailed report - some key points are detailed below. They completed the questionnaire outside of any funding by the Children and Families Delivery Grant (CFDG). As an umbrella organisation for out of school childcare clubs in Wales they felt it was inappropriate to comment on individual childcare settings in Local Authorities (under Q1.). Due to Vale finishing direct funding to CPCKC, they felt that they no longer have an in-depth knowledge of childcare within the area. However, CPCKC commented that the continuation of the Out of School Childcare Grant post April 2017 would allow continued support to help childcare clubs become registered to support quality, affordability and sustainability. The grant has seen the sector develop and grow over the last seven years which has enabled parents and carers to return to work, extend working hours etc.

It was noted that un-registered clubs are unable to access Playwork Apprenticeships and parents using them will not be able to access Tax Free Childcare or Working Tax/Universal Credits so affordability is compromised, so it is essential that funding continue to support these clubs.

CPCKC also mention the recent changes to CSSIW registration, online SASS and new judgement framework and how clubs need on the ground support from their organisation. They went on to say that in the last few years, the number of local authorities providing funding has reduced. Some pertinent points that CPCKC state in continuing to fund their organisation's Development Officers would allow the Out of School sector to be better represented, provide continuity of a quality, established business support service and staff expertise and knowledge.

Affordability of holiday care in particular remains a significant challenge for families – data suggests that 35% of parents surveyed wished to access more holiday care, 17 % of parents said that the cost was a barrier to them accessing more childcare and 30 % of parents said that suitable holiday care was not available to them.

When asked the question around their suggestions for how childcare could better meet the needs of certain groups, CPCKC responded in relation to improvements for low income families stating that Quality affordable and accessible clubs should be available to every community that wants one. Supporting clubs through Out of School grants can lead to improved access for low

income families – this can be achieved by providing sufficient training opportunities for staff, support with CSSIW registration, funding made available for an Assisted Places scheme.

Making public resources such as communities buildings available at a reasonable rate can make Out of school Clubs more sustainable and affordable for low income families.

In relation to improvements for families with children with disabilities, CPCKC felt that for children with additional needs who need 1:1 support, these costs are often met by the childcare provider. However, some settings struggle to meet these costs and therefore the child is unable to attend. Integration is key in this situation.

Specialised training would also benefit staff that lack confidence when supporting children with additional needs. Funding also needs to be available to make minor alterations to buildings to support children with additional needs.

Extra Hands grants are available in some local authorities to support 1:1 staffing costs.

When asked about improvements for working families, CPCKC commented that childcare settings are imperative for parents/carers to work, return to work or train. Research undertaken by CPCKC, has highlighted the significant impact that childcare clubs have had on families enabling them to enter employment, extend working hours etc. Statistics available in main report.

Registration was also highlighted as an important factor for working parents in relation to tax credits and tax free childcare schemes. Parents also want choice of quality provision for their child.

In order to look at the improvements for families seeking work, CPCKC mention the need to support clubs with CSSIW registration to allow working parents to access help with childcare costs.

Subsidy for childcare places for those entering the workforce would also ease the transition into employment as childcare costs remain a significant barrier, especially for low income/lone parent carer families.

Additional observations include that often CSA's indicate a need for childcare but the question regarding willingness or ability to pay isn't asked.

Out of School Childcare Grant use should be limited to support out of school childcare to ensure sustainability of provision – further information can be found within the full report.

Development and sustainability of settings also creates and safeguards local jobs and improves the skills of Playworkers.

Perhaps potential routes to supporting new or increasing provision in some localities could be through more intelligent use of the planning system.

Cardiff and Vale College representative

In order to obtain a consistent view, the local college was provided with the same questionnaire. When looking at the range of childcare that is available to parents and carers in the local authority, the college responses are noted in the table below.

	Poor	Satisfactory	Good	Excellent	Don't Know
Quality of provision	-	-	-	X	-
Range of providers	-	-	X	-	-
Number of places	-	-	-	X	-
Affordability	-	-	X	-	-
Flexibility of provisions and sessions	-	-	X	-	-
Suitability of opening times	-	-	X	-	-
Location and accessibility of childcare	-	-	-	X	-
Bilingual/Welsh Provision	-	X	-	-	-

When asked about the college's thoughts on the childcare market in terms of sufficiency, quality, affordability, they commented that there was sufficient LEA nursery provision and a good choice and availability of private childcare. However, the college felt that there was little affordable childcare provision for low income working families but good Flying Start provision for 2 -3 year olds.

The college felt that improvements for low income families could come with more help towards childcare fees irrespective of hours worked – the 16 hour rule can inhibit parents from working more hours.

When asked about improvements for families with children with disabilities, the college felt that there is a serious need for more after school sport clubs for disabled children – local support groups would be good.

The college didn't share a view on improvements for working families, families seeking work or any general comments.

Mudiad Meithrin shared their views by completing the questionnaire. They agreed that overall there was a good range of childcare available to parents and carers in the Local Authority area. Mudiad felt that the importance of 'stay and play' and 'language and play' in Flying Start areas are important sessions, available free and through the medium of Welsh.

When asked about thoughts on specific improvement suggests on how childcare could better meet the needs for low income families, Mudiad felt that a greater awareness of assisted places was available through Welsh and English available locally to help families who can't drive and that the same opportunities are available to all the children at local level.

When looking about improvements for families and children with disabilities, again Mudiad wished for greater awareness of Assisted Places ensuring that both Welsh and English option were available for families.

To support working families, Mudiad suggested that working with existing childcare settings to offer the type of care that parents require. However, when asked about making improvements to those looking for work, Mudiad suggest advertising what the childcare options are to parents and possibly training agencies for courses available.

Mudiad felt that it is essential that parents are informed of Welsh Medium education option pre-birth, increase awareness of Welsh speaking sessions for children in pre-school, that health visitors and front-line staff are trained with the right information to discuss benefits of Welsh language education, use social marketing approaches such as Twitter and Facebook to advertise what is available.

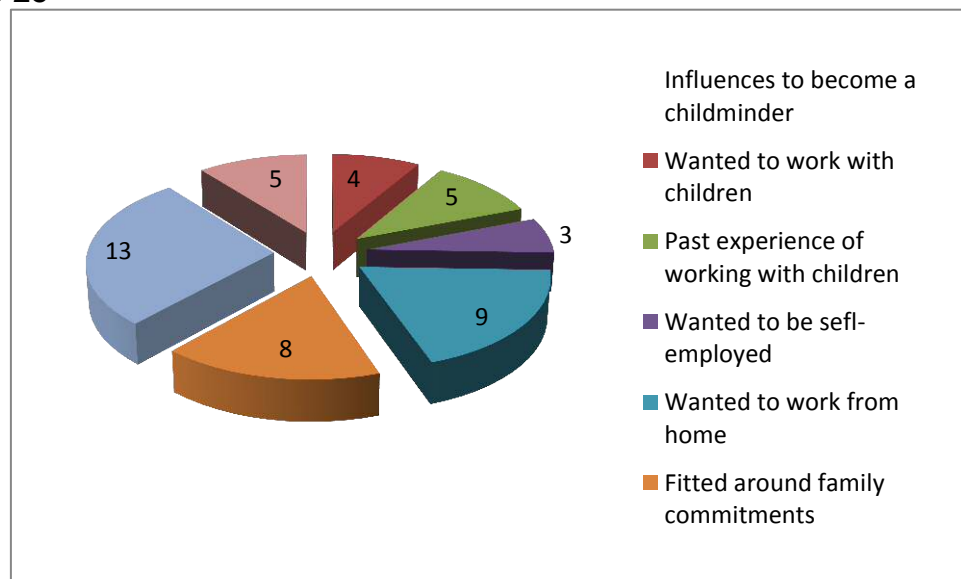
Consultation with Childminders

A focus group for childminders was held in November 2016 to gain their views and opinions around how they feel childminding has changed, if anything, since they first registered.

Unfortunately, the weather on the day of the focus group was horrendous which was unfortunate. However, 13 childminders did brave the weather to attend. It established that, out of the **13** childminders, **3** had registered within the past five years, **6** between five & ten years and **3** had been registered for over nineteen years.

Figure 28 below shows what influenced them to become a childminder. Childminders were asked to tick as many that applied.

Figure 28

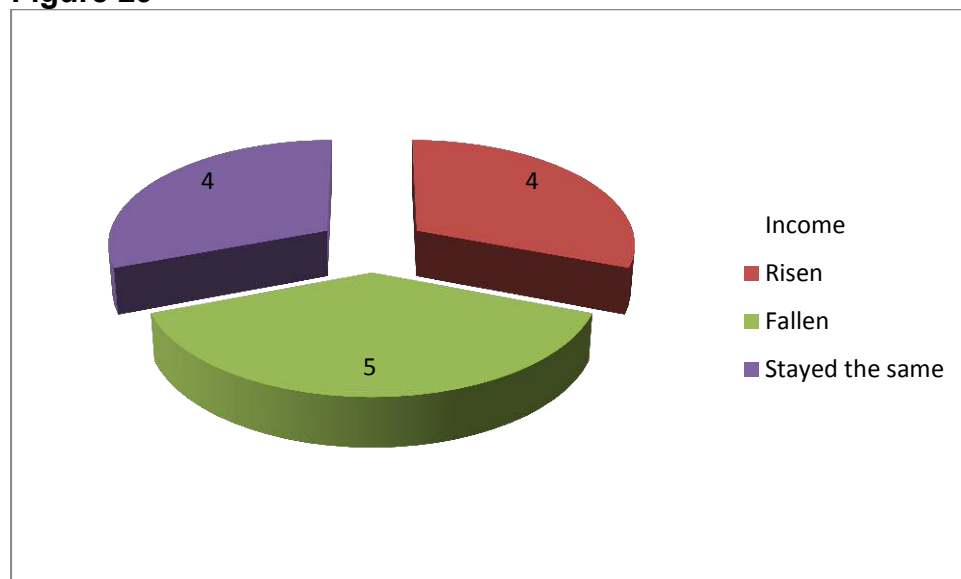


Additionally, childminders commented on other reasons why they decided to register as a childminder. Details such as having a child with additional needs and no suitable childcare, childcare was expensive, the want to reduce hours and therefore childminding provided the opportunity of working the hours they wanted to do.

When asked how childminding fitted in with their current circumstances the feedback was quite varied. One stated it fitted in with being a grandmother, whilst another commented that they have been able to set up a playgroup to support children with additional leaning needs. One stated that they could close for 2 weeks at Christmas and have their house back and one even said that her husband had recently retired and now appreciated what her day consisted of.

When looking at income over the past 12 months, there was a fairly even split of income that had risen, fallen or stayed the same – see figure 29 below.

Figure 29



When asked about vacancies, all **13 (100%)** of the childminders reported that they had stayed the same over the past 12 months.

Some of the positive changes that childminders noted, since starting childminding, were that they felt they were seen more of as a profession, parents are looking more into the childcare and the choice they make. Having the opportunity of gaining further/higher qualifications level and it being a positive experience, was also mentioned along with more opportunities of meeting other childminders.

A few negative comments were noted. Some of the childminders felt that the SASS was not specific to the way that childminders worked and that the amount of paperwork was increasing making their working day much longer.

Only **5** childminders changed their registered numbers with CSSIW in April 2016, to which they needed to inform the Vale of Glamorgan Council planning department.

All **13** childminders were a member of a childminding network or childminding group.

4 (31%) of the childminders noted that they are currently studying for a Level 3 or 5 in Children's Care Learning & Development.

Only **1** childminder acknowledged that they updated their changes in availability with the Family Information Service.

The childminders felt that their selling points were that they were flexible, approachable, had additional needs specialism, training qualifications and word of mouth.

When discussing future plans, one childminder said that there were looking at extending their opening hours to include evenings and/or weekends, one was looking to increase her fees and one was looking to close their business (retirement).

At the end of the session the Childminders had welcomed the opportunity of attending the focus group and requested that these happen on a more frequent basis. It was unfortunate that the weather was horrendous as initially there were around 30+ interested in attending. Future meetings will be explored further.

Consultation with children

"It is important for Local Authorities to include within their consultation on the assessment an opportunity for local children to express their views on what they see as strengths, weaknesses and gaps in childcare. They are the main users and beneficiaries of childcare services, so it is vital that their needs and concerns are understood" (Welsh Assembly Government, 2008)

The survey was provided to Out of School childcare settings (a copy can be found at annex ?) and were then collected. Children & young people aged 8yrs + were given the opportunity of expressing their views and opinions on the childcare they currently attend and their views on if they had to attend an afterschool club in comprehensive.

A total of **51** responses were collated from **5** out of school clubs. The Figures below shows: the numbers of girls and boys who completed the survey, their ages, how many sessions they attend per week, why they go to an afterschool club, what they think of it, their thoughts on going to an afterschool club in comprehensive, would their parents want them to go to an afterschool club in comprehensive and if they did have to go to an afterschool club in comprehensive, what they would like to do there.

Figure 30 shows numbers of girls and boys

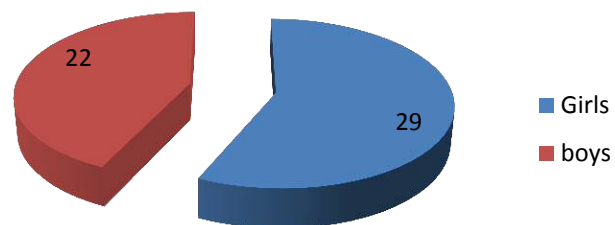


Figure 31 shows the ages of children

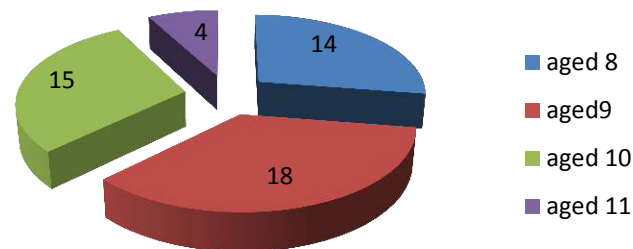


Figure 32 shows the number of sessions attending per week

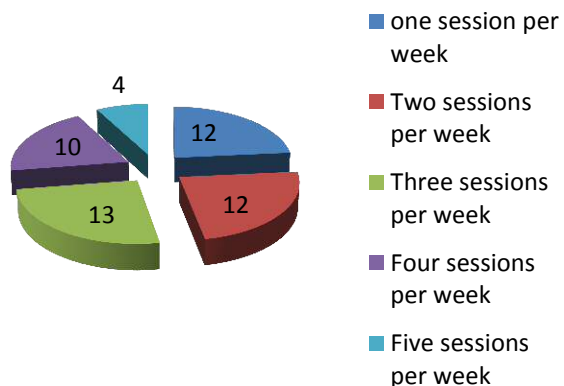


Figure 33 shows the reason why children attend the afterschool club

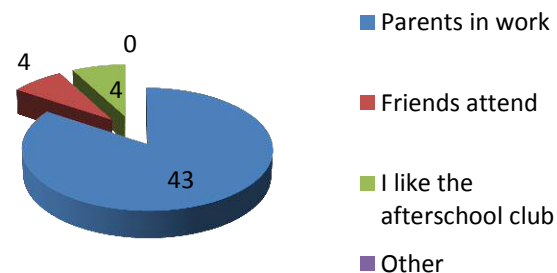


Figure 34 shows what they think of the afterschool Club they attend

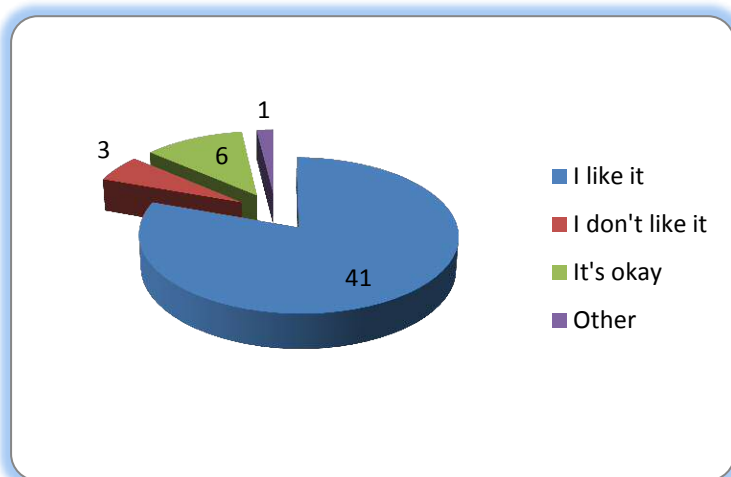


Figure 35 shows the number children who would be and who wouldn't be happy to attend afterschool club in Comprehensive (not all children responded)

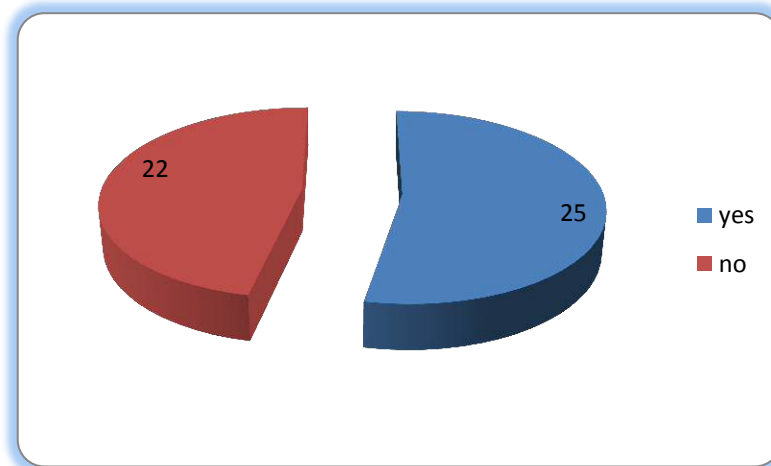


Figure 36 shows whether children felt their parents Would want/not want them to attend and afterschool Club in comprehensive (not all children responded)

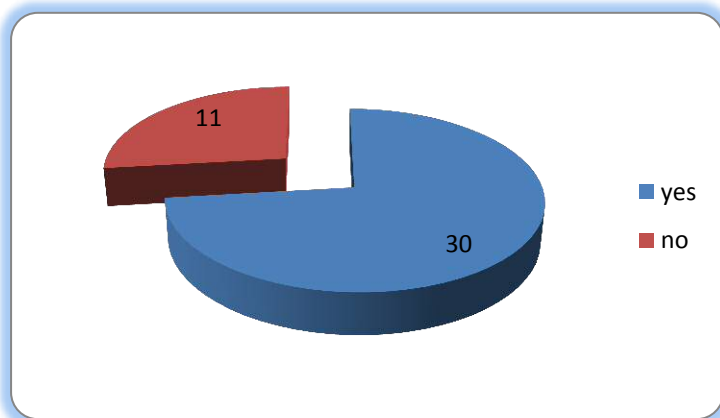
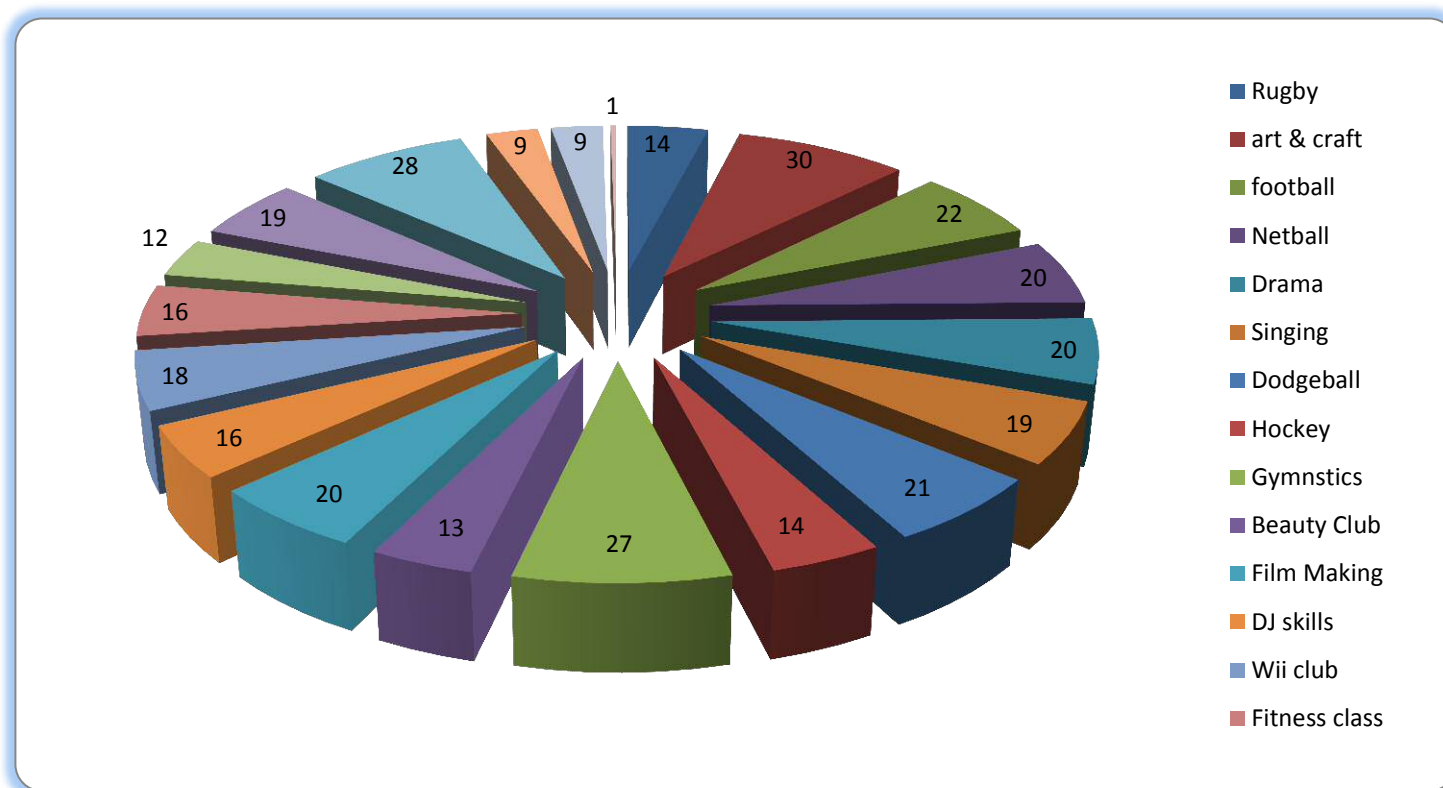


Figure 37 shows the activities they would like to take part in should they go to an afterschool club in Comprehensive



Conclusions

The results provide a small cross section of feedback from **51** children. It presented that **84%** of children attend an afterschool club because their parents are in work. **80%** of these children reported that they were happy attending their current afterschool club, **60%** of children would be happy to attend an afterschool club in comprehensive school against **58%** of children who think their parents would like them to attend an afterschool club in a comprehensive school.

Liaison with comprehensive schools is imperative when looking at afterschool provision for children aged 11+. There are **8** comprehensive schools in the Vale of Glamorgan, currently only **1** offers an afterschool club (Chill zone/Learn zone). This maybe because afterschool provision has not been required in the past for children aged 11+ or it could be that a number of the schools offer 'after school activities' which may provide the additional afterschool time that parents are content with.

The information will be shared with comprehensive schools which may well ignite a fuller discussion around this area.

Family Information Services (FIS)

The Vale's Family Information Service is a one stop shop for families living in the Vale and people working with families. They provide information about:

- childcare
- parent and toddler groups
- holiday Playschemes
- nanny, baby sitting and au pair agencies
- help with childcare costs and other benefits for parents
- how to become a childcare provider
- activities during school holidays
- leisure activities
- family support services
- services for children with additional needs
- other services and activities for children and young people age 0-19 years

They aim to help parents and carers, prospective parents, employers, childcare providers and other people who work with children and young people in the Vale.

The Vale's Family Information Service is a fundamental partner when looking at collating and completing particular sections of the Childcare Sufficiency Assessment (CSA). For this assessment, the Care and Social Service Inspectorate for Wales (CSSIW) have gathered and provided Local Authority FIS' with SASS data collated from childcare providers. Whilst certain parts of the data has

been useful, it has also proved to be a challenging task to complete the sections relating to an overview of childcare and the supply of childcare, this is due to a number of different problems encountered:

- There was only an overall response rate of **76%** childcare providers across Wales who return their completed SASS form; the response rate of Vale childcare providers who returned their completed SASS forms was just over **77%**. Even though statically this is a positive percentage rate of questionnaire returns, in order to provide an accurate picture for the Vale, it requires 100% of childcare providers completing the information.
- The data provided is open to interpretation and can't be questioned due to anonymity of responses. It also suggests that some providers have not completed some aspects correctly and not in a standard way and the format in which the data is arranged is difficult to filter and analyse and therefore taking a considerable amount of time to decipher.

Having said this, this is the first year that CSSIW have collated this information on behalf of local authorities so we have to learn from this and look at how we can improve the system for the next full assessment.

Child Health and Disability Team (CHAD)

Within the Child Health & Disability team, Social Workers identified there is a difficulty in obtaining childcare for a child with a disability along with their sibling together. When looking at improvements for families with children with disabilities, one social worker commented that they had previously looked at childcare, there weren't any child minders who would take children with disabilities, some had said they would take special needs but these were conditions like asthma. It would be helpful if a childminding service is more accessible to children who may have a severe learning or physical disability which would be of great benefit.

It was suggested to recompense a childminder if the number of children they mind is reduced to enable them to meet the needs of a child with a disability / challenging behaviour.

When asked about their views on making improvement's for working families, the CHAD team responded by saying that parents have said that its difficult finding support for their child to attend Breakfast clubs/ After school clubs as no 1:1 support available.'

As above, CHAD reported there is limited availability of childminders who are able/ willing to offer a place to children with a severe disability and or challenging behaviour.

Schools in the Vale of Glamorgan

There are a total of 58 schools in the Vale of Glamorgan. Of which, 8 are secondary, 44 are Primary, 1 is a special school, 2 are nursery units, 1 infant, 1 junior and 1 Pupil Referral Unit.

A questionnaire was sent to schools requesting their views on childcare, whether they operate childcare form their school, sufficiency of childcare etc. A total of **13** responses (**23%**) were returned. See table below for the breakdown.

Responses to the questions are laid out in the tables below

Do you currently have childcare operating from your school site?

	Primary schools	Nursery schools	Welsh Medium schools	Special schools	Secondary schools
Afterschool childcare	3	-	1	1	-
Wrap around childcare	2	-	-	1	-
Playgroup		-	-	-	-
Holiday childcare	2	-	-	1	-
Breakfast club					
Free:	7	1	1	-	-
Paid:					
Flying Start	-	-	-	-	

When asking schools if they were aware of local childcare providers that collect children from their school,

	Primary schools	Nursery schools	Welsh Medium schools	Special schools	Secondary schools
Childminders	6	2	2	1	-
Day nursery	5	2	1	-	-
Other	1	-	-	1	-

Additional comments: One Primary school reported that there is a private before and afterschool childminding service that operates from 1 school but off site. A number of local childminders and nurseries deliver and collect children each day and one reported that an afterschool club runs independently of the school. One school commented that Barnardos collect children from their school.

In your opinion, is there sufficient childcare available locally to cater for the childcare needs of families that attend your school?

	Primary schools	Nursery schools	Welsh Medium schools	Special schools	Secondary schools
Yes	6	-	2	-	-
No	1	1	-	1	-
Don't know	-	-	-	-	1

Additional comments:

1 school wished to comment that there was Flying Start provision within the area but no part time provision (wrap around care) for English speaking families for children attending the school and that the only wrap around care offered is through the medium of Welsh within a Welsh primary school. The school felt that it was unacceptable and disadvantaged English speaking families. Parents expressed being unhappy at the lack of provision.

1 school commented that feedback from parents have shown a lack of childcare for pupils with additional needs.

1 nursery school feedback that families with different aged children particularly those with ALN are often very challenged with limited support networks available.

1 nursery school feedback that there are two childminders and 2 day nurseries that drop off and collect children.

1 nursery school stated that they would like to be able to offer afterschool care and fulltime places to assist with this

Have parents approached you regarding childcare?

	Primary schools	Nursery schools	Welsh Medium schools	Special schools	Secondary schools
Yes	4	1	2	1	-
No	4	-	-	-	1

Additional comments:

The same school that expressed concerns around the lack of wrap around provision also stated that parents who are considering the school nursery express concern over the lack of care especially as they work and are unhappy about sending their child to English speaking school and Welsh wraparound.

1 school reported that they were unable to cater for all parents wanting to access the free Welsh Government Breakfast Club initiative as they have limited spaces within the school.

1 school stated, both parents and childminders raised concerns when the existing wraparound care provider was thinking of changing days.

1 nursery school commented that parents were keen to have an opportunity for breakfast club and lunch club at the nursery.

1 Welsh Medium school commented that their afterschool club has been established for 2 years in response to the demand for after school care and is going from strength to strength.

Do you have any available space within your school in which a new childcare provision could be developed?

	Primary schools	Nursery schools	Welsh Medium schools	Special schools	Secondary schools
Yes	-	1	-	1	-
No	6	-	2	-	-
Don't know	1	-	-	-	1

Additional comments:

1 special school commented that they are currently working with play development team within the local authority to offer provision, previous provisions have been successful.

1 primary school commented that they a questionnaire is currently being developed for a paid afterschool club at the school – looking for interest from parents.

1 nursery school commented that the school would be able to organise its physical resources to facilitate a breakfast club and a a lunch club if required.

1 nursery said they 'possibly' had space to develop childcare provision.

Space within existing schools seems unfeasible but demountable may be an option within some grounds.

With regards to affordability of childcare, what is the likelihood of families taking up childcare if it was offered?

Comments: 1 primary said that the independent afterschool club is well supported as is the free breakfast club. This is due to the working nature of the parents.

1 primary said that their school was in an area of high deprivation, 68% Free School Meals and ability for parents to pay for childcare is limited. However the change in benefits cap and more parents having to work could create a greater demand. The school is committed to working with the Local Authority and other organisations in the area to look at this.

1 primary commented that the childcare would need to be affordable, but believed that families would definitely take up any additional offers of childcare places made available at the school.

1 primary commented that the option is available within their school but many parents use grandparents to collect children. How much childcare is influenced by cost is not certain.

1 nursery school commented that it was highly likely for good quality provision.

1 nursery school commented that parents would be happy to pay for the additional half-hour or hour a breakfast/lunch club would provide.

1 Welsh medium school felt it was necessary to have an afterschool club though the medium of Welsh.

1 Welsh medium school said they were sure that families within the catchment area would be prepared to accept care for their children, especially after school where there is a gap at present.

1 primary commented that free or low cost childcare would be very popular

1 primary commented that it would unlikely of families taking up childcare if it was offered as many parents do not work so do not require childcare or they would have a relative or friend agreement in place

1 secondary school commented that they were unaware of anyone at the school who needed childcare for their child due to the age range of the children.

1 special school commented that parents are willing to pay costs but have issues with transport as the majority of their pupils access transport for school. This then becomes an issue with them accessing afterschool and holiday clubs.

Consultation with Jobcentre Plus

Due to the short period of time that the Local Partnership officer for DWP has been in post, they felt that they would be unable to give any substantial feedback for the purpose of the Childcare Sufficiency Assessment. However, work coaches in the Vale reported that they were unhappy with childcare in the area. As no further explanation was provided, a conversation with work coaches will be set up. Work Coaches did however; state that they would signpost customers to the Family Information Service if they required childcare support.

15. Gap Analysis & Areas for Improvement

Taking account of your analysis of the supply and demand of childcare, summarise the gaps in provision. Specific focus should be given to the following areas:

- Childcare provision for children of parents who work atypical hours
- Welsh medium childcare provision
- Childcare provision for different language categories

The Childcare Sufficiency Assessment will also need to outline childcare needs which are not being met in the Local Authority area, including those which relate to the:

- Types of childcare available
- Age of children for whom childcare is available
- Affordability of childcare
- Times at which childcare is available
- Location of childcare

Your analysis should summarise areas for improvement, taking account of the key strengths and weaknesses identified earlier in the document.

This section takes into account analysis of the supply and demand of childcare within the Vale of Glamorgan, allowing us to identify any gaps in provision. Due to only **207** parental responses being received, the information should be treated with some caution.

The data used for the gap analysis & areas for improvement has been extracted from:

- consultation with parents/carers,
- SASS & CSSIW data
- Consultation with children

Gaps Analysis

According to the supply data (provided by both the SASS data & CSSIW), in the Vale of Glamorgan there are:

122 active childminders (122 childminders completed the SASS, 166 childminders are actually registered and active according to CSSIW)

26 full day care providers – 20 of which completed the SASS data

27 sessional day care providers – 20 of which completed the SASS data

23 Out of School Providers – 19 of which completed the SASS data

2 Crèche – 1 of which completed the SASS data

Unregistered provision

13 approved nannies

5 Sessional day care providers

1 crèche

18 Out of School Care

8 Open Access Play Provision

Childcare provision for children of parents who work atypical hours

It is difficult to find one explanation of what working 'atypical hours' is. Some would argue that before 8am and after 6pm is atypical hours or some would dispute that overnight and weekends are atypical hours. However, a quote regarding Shift Work statesall situations where people have to work at times which are usually reserved for family or rest: working very early in the morning (before 8 a.m.), late in the evening (after 6 p.m.), during the night, on Saturdays and/or on Sundays" (Le Bihan & Martin, 2004, pp. 566 - 567).

For the purposes of the CSA, before 8am, after 6pm, weekends and overnight care will all be considered.

Out of the childcare providers, stated above, there is no overnight care offered and only 3 childminders offer weekend care. There is a plethora of childcare providers open before 8am, however only 29 providers open after 6pm. Data regarding nannies is very limited so needs further investigating as a source to providing out of hours childcare.

When examining results from parental questionnaires of those parents/carers in work:

7 (5.3%) stated that there is no childcare available at the times that I need it.

10 (7.6%), stated there is no wraparound or afterschool club at my child's/children's school.

When asked at what time there was no childcare available when parents/carers needed it, the most responses were:

18 (13.1%) over the weekend

15 (10.9%) before 8am

9 (6.6%) after 6pm

4 (2.9%) Overnight care

Within 'other' section: Afterschool facilities for year 7 pupils was mentioned along with after 'afterschool clubs'.

For those parents/carers on maternity/ paternity leave or adopting/ on adoption leave and/ or you intend to use childcare for your child/ children in the future, the table below shows the percentage of prospective parents and the times they selected they will be needing out of hours childcare in the future:

	Mon	Tues	Wed	Thu	Fri	Sat
Early morning 7.00 – 9.00	1 (5%)	2 (10%)	3 (15%)	1 (5%)	2 (10%)	-
Lunchtime 12.00 – 13.00	1 (5%)	1 (5%)	3 (15%)	2 (10%)	2 (10%)	-
Evening after 18.00	1 (5%)	1 (5%)	1 (5%)	1 (5%)	2 (10%)	-
Overnight 18.00 – 7.00	-	-	-	-	-	-

24 (25.3%) parents stated that the reasons for them not using childcare was because childcare isn't available at the time required, whilst 48 (50.5%) parents/carers disagreed with this statement.

Further comments from parents were around availability and improvements for childcare during:

During term time

Available before 8am

Available before school 7.30am – 9am:

Available after 6pm:

Overnight care

Weekend care

During school holiday

Available before 8am

Available after 6pm

Overnight Care

Weekend Care

As the questionnaire doesn't drill down into geographical areas, it is difficult to examine statements for availability/improvements of childcare from parents/carers when we are not aware of where they require childcare. Having said this, it will be an essential element to consider when looking at areas of improvement.

Welsh Medium Provision

When focusing on Welsh medium childcare, there are 1,193 places available during term time in Welsh medium or bilingual medium settings. This is 19% of all childcare places available in all languages. During the school holidays this reduces to 1,036 places. It is worth noting that the majority of these places are in 1 bilingual day nursery (966 places) and therefore, this data needs to be treated with caution.

It is difficult to measure this against the demand for Welsh Medium childcare as only **207** parents completed the parental survey.

A very low number of parent/carer respondents said that they used Welsh medium childcare. When asked reasons for not using childcare only **2 (1.5%)** parents/carers in work responded that there was no suitable Welsh Medium provision. However, **24** respondents who selected *Language choice* as an aspect of childcare that they would look for said their preferences were:

English Medium	13 (81.3%)
English and Welsh Medium	9 (56.3%)
Welsh Medium	2 (12.5%)

When asking respondents whether they agreed or disagreed with the following statement: there is enough Welsh Medium childcare, the results can be seen below.

11 (11.2%) agreed
25 (25.5%) disagreed
35 (35.7%) didn't know
27 (27.6%) non applicable

When looking at vacancies with childminders, there are only 4 childminders who offer a Welsh or bilingual service (3%) and they offer 66 places during term time and 25 places during school holidays. However, there are surplus places as only 36% are filled during term time.

When looking at Welsh Medium within full day care, there is only 1 bilingual full day care setting which is in Western Vale. When assessing vacancies, 294 were recorded. There are no Welsh Medium day care settings in the Vale.

All areas have sessional Welsh provision, 2 settings in the Western Vale, 1 in Eastern Vale and 1 in Barry. There are a maximum of 161 places available spread over morning, afternoon, wrap around and lunch provision. 130 places are filled and the majority of places are filled on a part time basis (73%). Whilst this data suggests there are vacant places, further drilling down will need to be undertaken as to ascertain the wards in which places are available and whether this meets the needs of parents/carers.

There are 2 holiday clubs providing Welsh Medium provision which are both based in Barry. 1 of these clubs has the capacity for 45 places and during the summer holidays 36 places are filled on a part time basis and 15 on an ad hoc basis. Attendance remains fairly similar for the other school holidays. The other Welsh medium club offers the first 2 weeks of the summer holidays to offer children the opportunity to continue to use Welsh with their peers.

There are 5 Welsh medium afterschool clubs (un-registered): 1 in Barry, 1 in the Eastern Vale and 3 in Western Vale They currently care for 212 children with 88 places available. It is noted from the parental questionnaire that there is a lack of afterschool provision in the Barry area which needs further exploration.

Although there are only 10 registered childcare settings offering Welsh, they all have vacancies. There are also 6 unregistered settings offering Welsh. Provision in holiday care schemes is only in Barry and after school care schemes are all unregistered. It is difficult to measure demand but 25 parents (25.5%) disagreed with the statement that there is enough Welsh medium childcare. Therefore, more work needs to be done around this.

Childcare provision for different language categories

4 settings said they offer other languages: 2 Spanish, 1 French, 1 Afrikaans. There is not a specific question contained within the parental questionnaire around childcare provision for different language. The only information available was around languages spoken at home so it would not be possible to make any conclusions around childcare.

When asked the Primary language spoken at home:

- 172 (83%) English only
- 23 (11%) Bilingual
- 9 (4.5%) Any other language
- 3 (1.5%) Welsh only

Any other languages:

- Polish
- Mostly English and some Dutch
- Russian and English
- English and French
- English, Finnish, Italian
- Italian
- Spanish
- English and Spanish
- English and Filipino

Types of childcare available

Data suggests that there is a wealth of childcare available across the Vale, with a total of 6,367 places offered during term and 2,603 vacancies (41%). During school holidays the number of places reduces to 2,056 and vacancies are only available with childminders and out of school care. However, we are aware of smaller wards within the Population Needs Assessment areas that may have very little childcare available and therefore will need further exploration.

During term time, almost 1/3 of childcare places are provided by childminders (30%) and 34% are provided by full day care settings. During the holidays, this rises to 38% provided by childminders and 42% by full day care. 20% are provided by out of school care. Only 1% is provided by crèche.

There are only 13 approved nannies in the Vale and none of these are willing for their information to be shared with parents/ carers. Nannies can offer flexible childcare and in the child's home, so this will be further explored and addressed in the action plan.

The Western Vale has the highest amount of childcare places during term time (41%) and 44% of these are vacant. It is noted that one day care setting in Cowbridge within the Western Vale has stated they have capacity for 966 childcare places and therefore accounts for over one third of all registered childcare places in the Western Vale. However, a day nursery in Llantwit Major that closed during July 2015, has received many expressions of interest (both to the Local Authority and the parental questionnaire) from parents for it to be re-established to provide day care and wraparound care. This is currently being explored.

As mentioned previously, Welsh Medium childcare is available in every area but further effort will need to be made with regards to the possibility of extending childcare places or setting up new provision in other geographical areas. Further consultation with parents/carers, providers and other key stakeholders will be considered.

There are 116 children with a disability or special educational need cared for in registered settings – which are only 3% of all children attending childcare during term time. There are 2 holiday schemes that specifically care for children with disabilities/additional needs during the school holidays one is for children aged 4 – 11 years and a teenscheme for 12 – 18 years old. It is difficult to measure this against demand as it was addressed in the parental questionnaire.

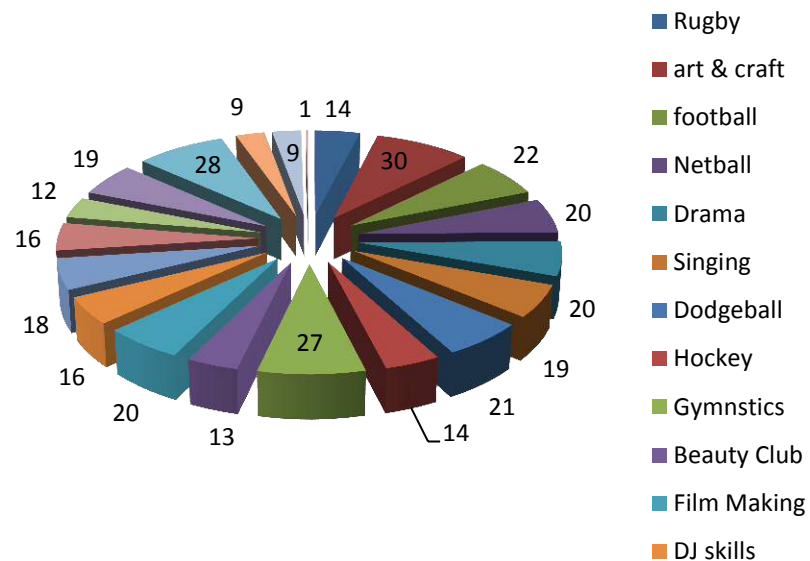
As mentioned previously, there is no overnight provision offered and only 3 childminders offer weekend care. A piece of work will be undertaken to increase this option within the Action plan.

Age of children for whom childcare is available

Data suggests that childminders care for children of all age groups from under 12 months to 15 – 17yrs, full day care settings cater for all age groups up to 14yrs – with the majority catered for children aged 0-4yrs. All sessional day care, cater for children aged 2-3yrs, 15 also cater for children aged 4yrs and 8 cater for children aged 5yrs.

Out of school care and holiday care cater predominantly for primary school age children aged 4 -11yrs. However, there are 16 children aged 3yrs and 6 children aged 12-14years who are catered for.

From consultation carried out with year 5 & 6 pupils in afterschool clubs, we know that out of the **51** responses that were submitted, **60%** of children would be happy to attend an afterschool club in comprehensive school. The table below shows the activities they would like to take part in



We are aware of parents enquires regarding afterschool and holiday childcare for year 7 - 9 pupils (11years to 14yrs). As stated above, childcare available to support this age group is predominantly available through childminders, a teenscheme which only supports children/young people with a disability/additional need aged 12-18years and a chill zone/Learn Zone afterschool club at Bryn Hafren comprehensive for students aged 11 – 14 years.

Due to the low numbers of parents responding to this in the parental questionnaire, it is difficult to ascertain a need for 'childcare/holiday activities' for children aged 11 – 14 across the Vale of Glamorgan. However, it would be exploring this within school councils.

Affordability of childcare

During the last Childcare Sufficiency Assessment (2013/14), cost of childcare did not pose as great a barrier to accessing childcare as it did three years previously. However, when examining parent's feedback for this years report, the response is quite different. When asked about reasons for *not* using childcare, **49 (37.1%)** parents/carers who were in work, felt that childcare was too expensive.

Parents/carers were also asked the reasons for using childcare and their views on statements offered in the questionnaire. The responses, unsurprisingly, were, **76 (77.6%)** agreed that childcare was too expensive, **13 (13.3%)** disagreed that childcare was too expensive and **7 (7.1%)** didn't know. As the questionnaire didn't drill down further into this, it is difficult to ascertain what parents felt 'too expensive' was.

Where childcare providers are registered with CSSIW, parents/carers are able to use the childcare element of Working Tax Credit or Tax Free childcare schemes, whereas those childcare providers who are not registered with CSSIW, parents/carers are not eligible. 6,367 childcare places are eligible for parents to claim help with childcare costs during term time and 2,056 places are eligible during the school holidays. The Government's new Tax Free Childcare Scheme will be introduced in 2017 and will be promoted widely throughout the Vale. This will be built into the Action Plan.

The Early Years Development & Childcare Partnership will continue to monitor its Assisted Places schemes for 0 – 14yrs (up to 18 for children with a disability/additional need) in order to continue to support parents/carers.

The Vale's Early Years & Childcare Quality Monitoring Officer continues to work with unregistered providers to advise of the benefits to both themselves as a provider and to parents in registering with CSSIW. There are of course, some childcare settings that are unable to register for one reason or another.

In a bid to support affordability of childcare, the Welsh Government has recently announced their commitment to provide 30 hours a week of Early Education and Childcare for working parents of 3 and 4 year olds in Wales, for 48 weeks of the year. 6 Local Authorities across Wales (not including the Vale of Glamorgan) have been chosen by Welsh Government to pilot the scheme from September 2017. Talk Childcare has been asking the views of parents/carers, providers, stakeholders etc. via group discussions or via social media for their views on the offer. This will of course, not be available to all parents so financial information will still need to be part of the Action Plan.

Times at which childcare is available

During term time, it is noted that childminders offer a range of opening hours, fluctuating between 7:00am – 6pm. However, all areas have settings that open before 8am and close after 6pm. Similarly with school holidays, opening times remain largely the same in the school holidays as during term time. When measuring this against the parental responses, 24 (25.3%) parents agreed that childcare *wasn't* available at the time they required whilst 48 (50.5%) disagreed with this, with 9 (9.5%) parents who didn't know.

When asking parents/carers currently on maternity/adoption leave and looking to return to work, what childcare they needed in the future, the below table shows the results. This does need to be treated with caution though due to only 207 parental responses.

	Mon	Tues	Wed	Thu	Fri	Sat
All day 8.00 – 18.00	13 (65%)	12 (60%)	13 (65%)	11 (55%)	11 (55%)	2 (10%)
Early morning 7.00 – 9.00	1 (5%)	2 (10%)	3 (15%)	1 (5%)	2 (10%)	-
Morning 9.00 – 12.00	1 (5%)	1 (5%)	3 (15%)	2 (10%)	2 (10%)	-
Lunchtime 12.00 – 13.00	1 (5%)	1 (5%)	3 (15%)	2 (10%)	2 (10%)	-
Afternoon 13.00 – 15.30	2 (10%)	3 (15%)	5 (25%)	3 (15%)	3 (15%)	-
Evening 15.30 – 18.00	1 (5%)	2 (10%)	2 (10%)	1 (5%)	3 (15%)	-
Evening after 18.00	1 (5%)	1 (5%)	1 (5%)	1 (5%)	2 (10%)	-
Overnight 18.00 – 7.00	-	-	-	-	-	-

As identified above under Childcare provision for children of parents who work atypical hours, this is an area that needs further investigation along with after 'after school club' care.

Location of childcare

As stated in types of childcare, data suggests that there is a wealth of childcare available across the Vale, with a total of 6,367 places offered during term and 2,603 vacancies (41%). During school holidays the number of places reduces to 2,056 and vacancies are only available with childminders and out of school care.

We are aware of smaller wards within the Population Needs Assessment areas that may have very little childcare available and therefore will need further exploration. However, if an area doesn't seem to have considerable childcare, it may be because it is an ageing population, that there are few young families in the area or there just isn't the need, so caution needs to be taken when considering this.

According to the SASS data, the most saturated area for childcare providers unsurprisingly is Barry with a total of 103 (42%). The Western Vale has the highest amount of childcare places during term time (41%) and 44% are vacant. This is due to a day nursery in Cowbridge that states a capacity for 966 childcare places. The majority of holiday provision is in the East Vale (54%).

Welsh medium provision is evenly spread across the Vale in terms of pre-school settings and afterschool clubs. However, there is one holiday provision operating 9 weeks of school holidays and 1 that operates for just 2 week of the summer holidays – both clubs are in Barry. The Vale Council is working closely with Menter Bro Morgannwg to assess the need for further holiday provision and the possibility of a Welsh day nursery.

Areas for Improvement

- Further exploration of Atypical hours childcare - Look into out of hours childcare for parents working atypical hours
- Welsh Medium provision – work with Menter Bro Morgannwg, Schools, Mudiad Meithrin & Ti a Fi groups to look at the local need for further childcare through the medium of Welsh
- Out of school childcare/activity clubs for 10 – 14yr olds. Explore with comprehensive school councils to establish the type of 'childcare/holiday activity' students would attend during school holidays.
- Recruit approved nannies by offering the Home Approval Scheme to prospective childminders, as a possible alternative and explore other ways of promoting the scheme.
- Explore the number of children attending childcare who have special needs and whether it is due to lack of demand or that settings are unable to offer childcare
- Encouraging childcare settings to complete the SASS data and work with CSSIW to provide guidance on how to complete it correctly,
- Work with CSSIW to improve and condense the parental questionnaire to encourage responses
- With the Welsh Government Childcare Offer being rolled out to local authorities in 2020, further exploration is needed with childcare providers regarding availability and sustainability within their provision. Also consultation with schools will need to be investigated with regards to whether they have capacity to offer childcare provision.

Feedback from Public Consultation

Public consultation on the DRAFT Childcare Sufficiency Assessment (CSA) asked whether the public agreed that the draft report provided an accurate assessment of the current levels of childcare within the Vale of Glamorgan along with any other comments they wished to share.

Form the 4 responses received, concerns were raised in that:

- Only 75% of practitioners completed the CSSIW SASS1 document and the low percentage level of response by parents.
- Analysis of the provision has been based on completion of the SASS forms only therefore does not give a truly accurate picture of the services provided so care needs to be taken with figures as not all answered the questionnaire.
- Given the Welsh Government's vision for 1 million Welsh speakers by 2050 and recommendation to expand Welsh medium Early Years provision, there is concern there is insufficient childcare available to meet the need but also there is a need to improve information available to parents/carers to understand the benefits of bilingual education.
- A parent from the Penarth area was unable to locate childcare through the medium of Welsh in their local area, to meet their needs.

The Local Authority takes all feedback on board and actively works in partnership with a range of organisations to support and promote good quality childcare along with supporting the development of new childcare. The CSA Action Plan 2017 addresses the 'areas for improvement' that have not only arisen within the document but also reflects feedback from public consultation.