

## Delayed Transfers of Care – Latest Month's Census Date – 21 Dec 2016

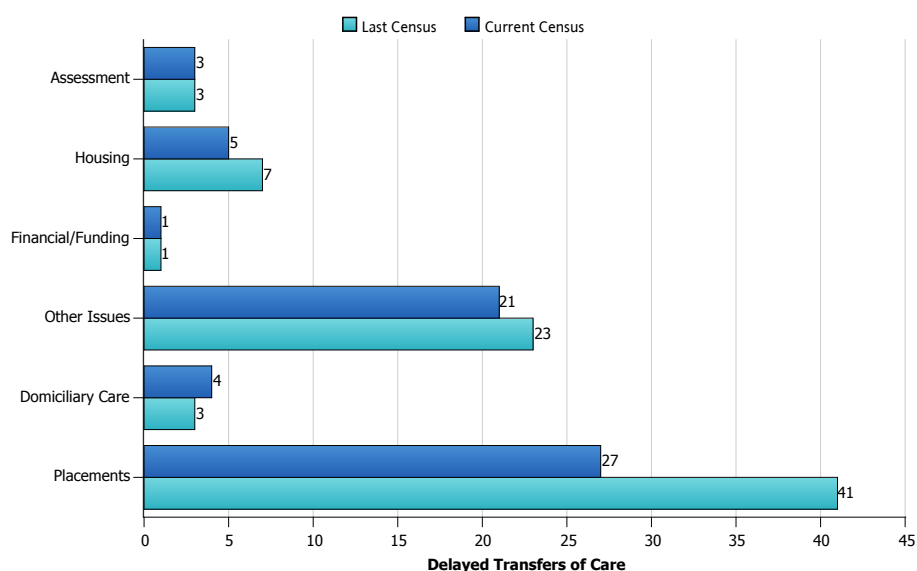
### Introduction

A delayed transfer of care (DTOC) is experienced by an inpatient occupying a bed in an NHS hospital who is ready to progress to the next stage of care but is prevented from doing so for one or more reasons. The arrangements for transfer to the next stage of care can either be within or outside of the NHS. Timely transfer and discharge arrangements are important as delays lead to poor patient experience and increased operational pressures on the whole unscheduled care system. The two Current Internal Targets for the number of DTOCS agreed by the Partnership are a 25% reduction on June 2015 position of **82 Patients** and a 25% reduction on February 2015 position of **117 Patients**. The Target for the number of Beddays Lost is a 25% reduction on June 2015 position **2305**.

### Key Messages for December 2016

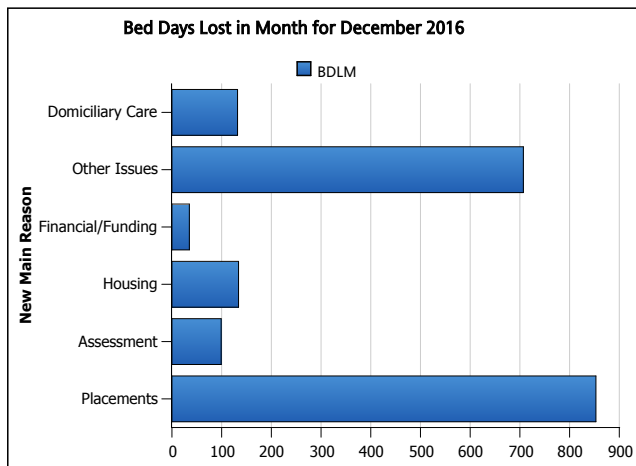
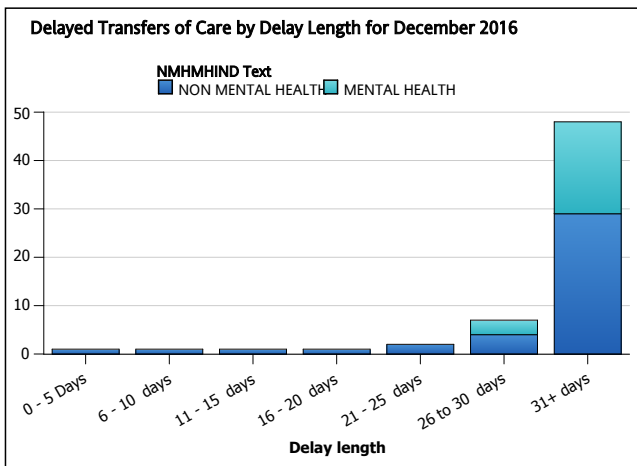
- The total number of DTOCS for December 2016 is **61** compared to **78** for November 2016, a decrease in month of **22%**
- The number is **13%** lower than the same period last year **70**
- The total number of DTOCS Aged 75+ for December 2016 is **41** compared to **49** for November 2016 a decrease in month of **16%**
- The Number of Bed Days Lost for December 2016 is **1,960** compared to **2,063** for November 2016 a decrease in month of **5%**
- Change from last Month, Mental Health (**Decrease of 5**), Specialist (**Decrease of 1**), Surgery (**Increase of 1**) and Medicine (**Decrease of 12**)

### Section 1: Delayed Transfers of Care – Current position as of December 2016 Compared to Previous Month

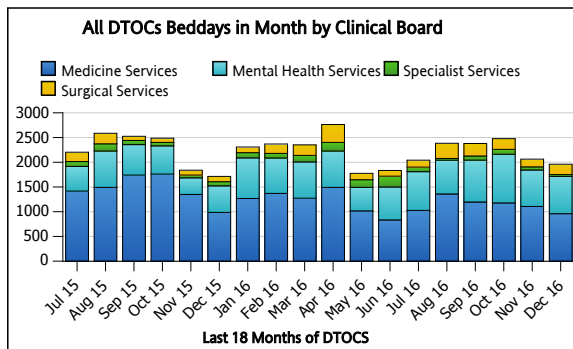
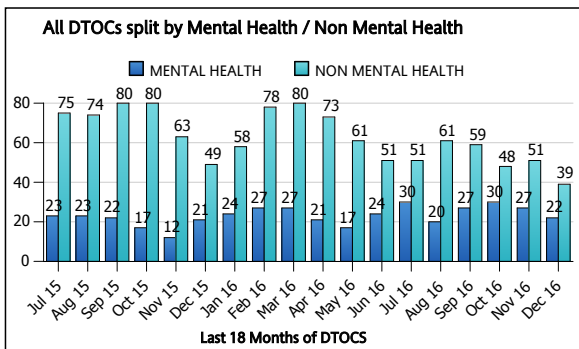
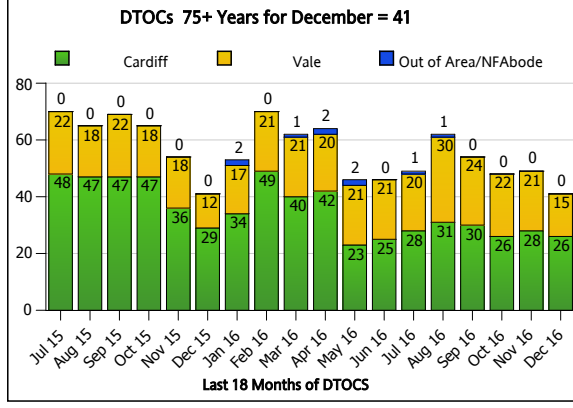
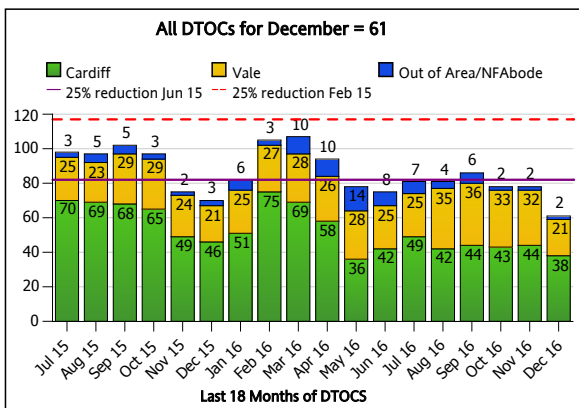
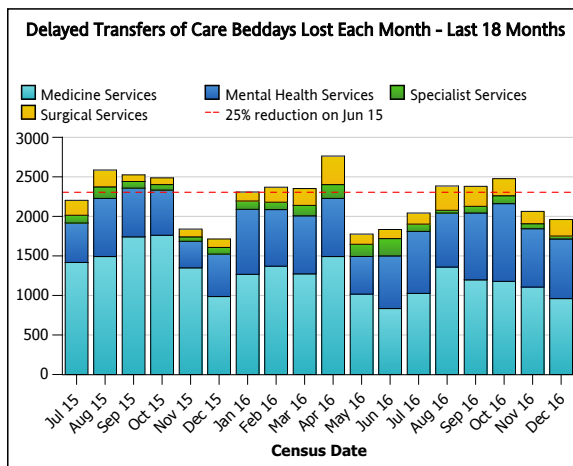
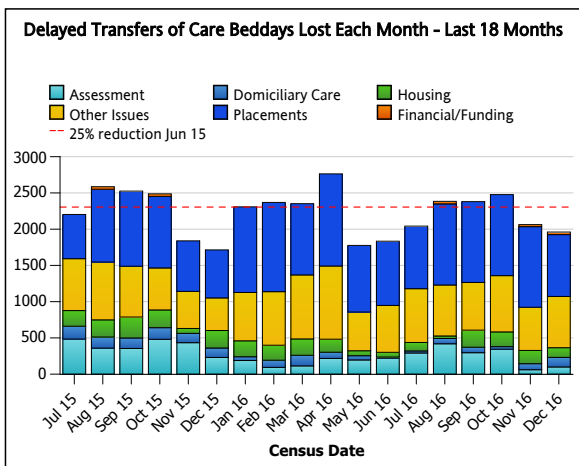


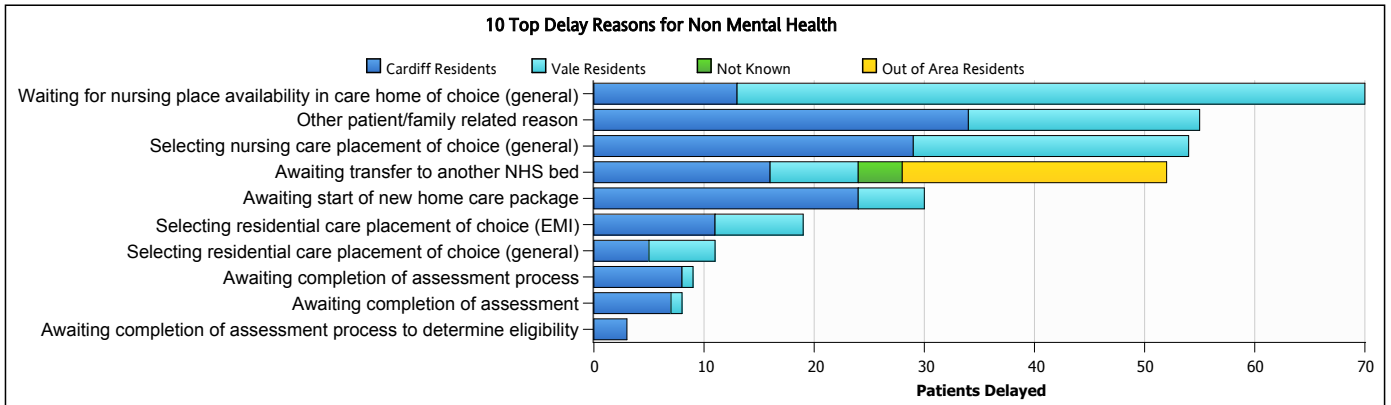
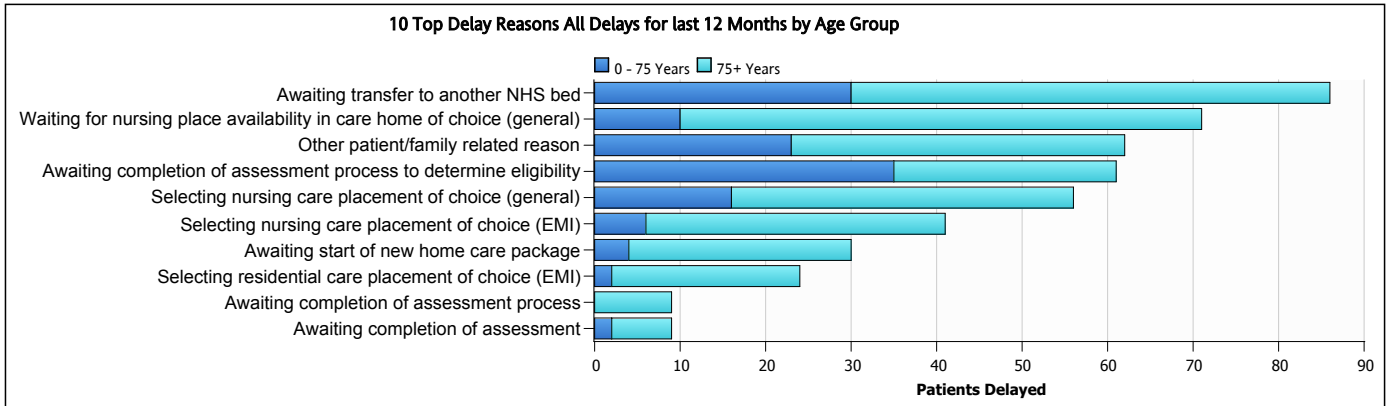
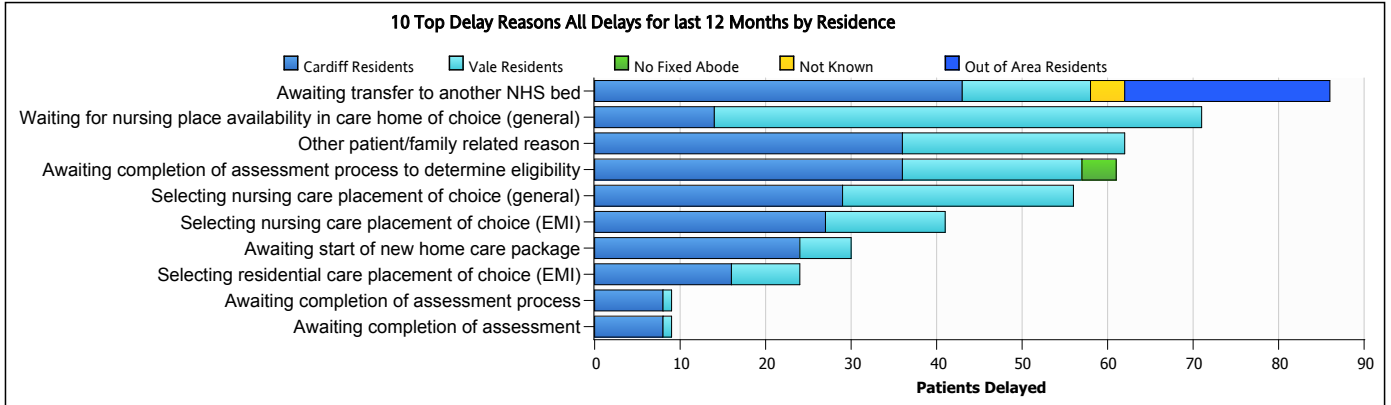
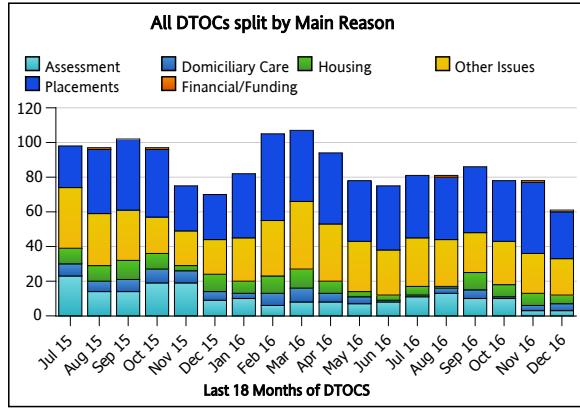
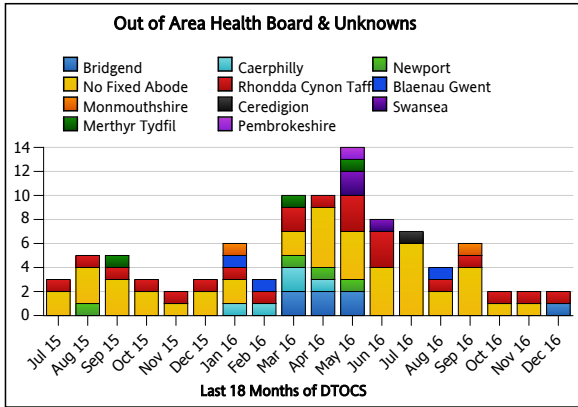
Breakdown of Overall DTOC reasons for Current Month against Previous Month	Cardiff Residents		Vale Residents		Out of Area Residents		Not Known		CurrTotal	Last Total
	Current Census	Last Census	Current Census	Last Census	Current Census	Last Census	Current Census	Last Census		
Assessment	2	3	1	0					3	3
Housing	3	5	1	1	1	0	0	1	5	7
Financial/Funding			1	1					1	1
Domiciliary Care	3	2	1	1					4	3
Other Issues	13	17	7	5	1	1			21	23
Placements	17	17	10	24					27	41
Placements EMI	6	8	2	12					8	20
Placements Nursing Home	3	1	4	7					7	8
Placement Arrangements	1	3	0	1					1	4
No Placement Identified	2	0	4	3					6	3
Placement Other	5	5	0	1					5	6
<b>Total</b>	<b>38</b>	<b>44</b>	<b>21</b>	<b>32</b>	<b>2</b>	<b>1</b>	<b>0</b>	<b>1</b>	<b>61</b>	<b>78</b>

2: Breakdown of Delay Reasons and Bed Days Lost – December 2016

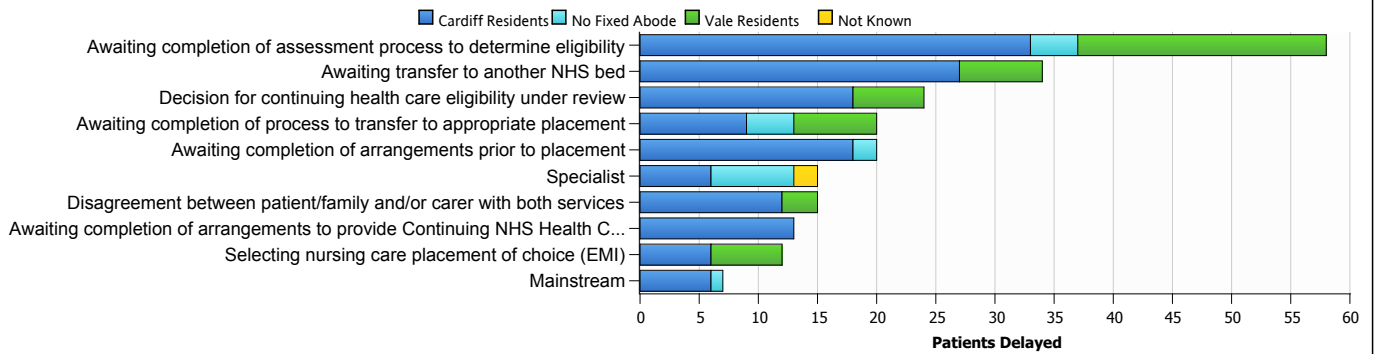


Section 3: 18 Month Trend Analysis of Number and Reasons for Delay

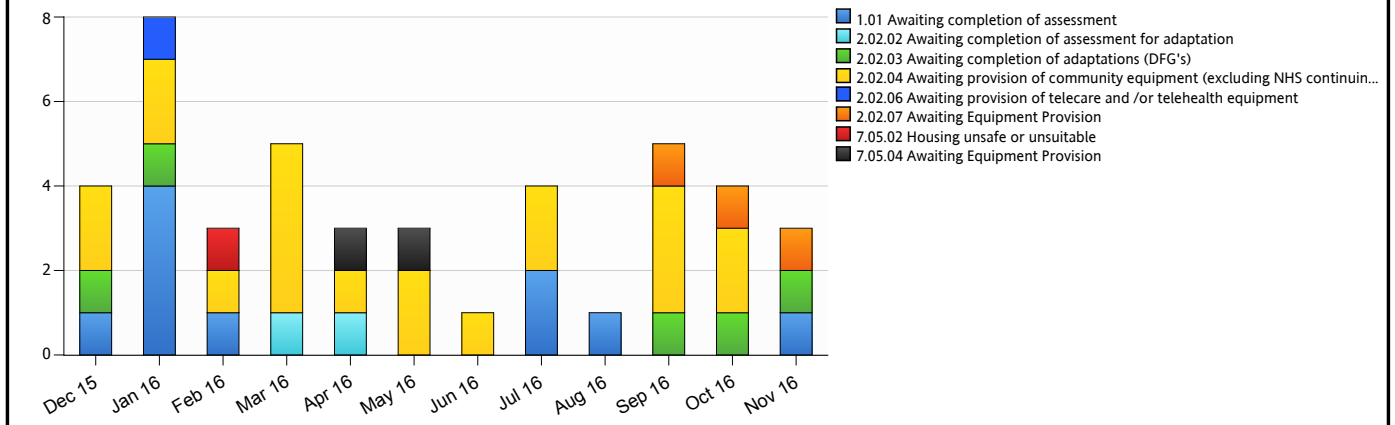




### 10 Top Delay Reasons for Mental Health



### ICF reporting for last 12 Months



ICF reporting for last 12 Months	Dec 15	Jan 16	Feb 16	Mar 16	Apr 16	May 16	Jun 16	Jul 16	Aug 16	Sep 16	Oct 16	Nov 16	Total
1.01 Awaiting completion of assessment	1	4	1					2	1			1	10
2.02.02 Awaiting completion of assessment for adaptation				1	1								2
2.02.03 Awaiting completion of adaptations (DFG's)	1	1								1	1	1	5
2.02.04 Awaiting provision of community equipment (excluding NHS continuing healthcare)	2	2	1	4	1	2	1	2		3	2		20
2.02.06 Awaiting provision of telecare and /or telehealth equipment		1											1
2.02.07 Awaiting Equipment Provision										1	1	1	3
7.05.02 Housing unsafe or unsuitable			1										1
7.05.04 Awaiting Equipment Provision					1	1							2
<b>Total</b>	<b>4</b>	<b>8</b>	<b>3</b>	<b>5</b>	<b>3</b>	<b>3</b>	<b>1</b>	<b>4</b>	<b>1</b>	<b>5</b>	<b>4</b>	<b>3</b>	<b>44</b>