










	Target achieved or exceeded		Well below target but expected to improve
	Target not achieved but on target for end of year		Well below target - Urgent improvement required
	Target not achieved - Corrective action required		

Team	Authority	Ref	Title	Q2 Actual	RAG Status2	Q2 Comment	Annual target
Food	Bridgend	SRS/FH/001 (PPN/001ii)	The number of high-risk inspections of Category A and B businesses that were carried out during the year.	37			
Food	Bridgend	SRS/FH/001 (PPN/001ii)	The number of inspections due on high-risk food businesses (Category A and B) during the year.	69			
Food	Bridgend	SRS/FH/001 (PPN/001ii)	The percentage of high risk businesses (Category A and B) that were liable to a programmed inspection that were inspected, for food hygiene.	53.62%	Green	Due to the cumulative nature of this measure, the service would expect to have completed 50% of inspections at end of Qtr 2. This target has therefore been exceeded.	100%
Food	Cardiff	SRS/FH/001 (PPN/001ii)	The number of high-risk inspections of Category A and B businesses that were carried out during the year.	128			
Food	Cardiff	SRS/FH/001 (PPN/001ii)	The number of inspections due on high-risk food businesses (Category A and B) during the year.	243			
Food	Cardiff	SRS/FH/001 (PPN/001ii)	The percentage of high risk businesses (Category A and B) that were liable to a programmed inspection that were inspected, for food hygiene.	52.67%	Green	Due to the cumulative nature of this measure, the service would expect to have completed 50% of inspections at end of Qtr 2. This target has therefore been exceeded.	100%
Food	Vale of Glam	SRS/FH/001 (PPN/001ii)	The number of high-risk inspections of Category A and B businesses that were carried out during the year.	37			
Food	Vale of Glam	SRS/FH/001 (PPN/001ii)	The number of inspections due on high-risk food businesses (Category A and B) during the year.	71			
Food	Vale of Glam	SRS/FH/001 (PPN/001ii)	The percentage of high risk businesses (Category A and B) that were liable to a programmed inspection that were inspected, for food hygiene.	52.11%	Green	Due to the cumulative nature of this measure, the service would expect to have completed 50% of inspections at end of Qtr 2. This target has therefore been exceeded.	100%
Food	SRS	SRS/FH/001 (PPN/001ii)	The number of high-risk inspections of Category A and B businesses that were carried out during the year.	202			
Food	SRS	SRS/FH/001 (PPN/001ii)	The number of inspections due on high-risk food businesses (Category A and B) during the year.	383			
Food	SRS	SRS/FH/001 (PPN/001ii)	The percentage of high risk businesses (Category A and B) that were liable to a programmed inspection that were inspected, for food hygiene.	52.74%	Green	Due to the cumulative nature of this measure, the service would expect to have completed 50% of inspections at end of Qtr 2. This target has therefore been exceeded.	100%

Team	Authority	Ref	Title	Q2 Actual	RAG Status2	Q2 Comment	Annual target
Food	Bridgend	SRS/FH/002 (PPN/001ii)	The number of high-risk inspections of Category C businesses that were carried out during the year.	120			
Food	Bridgend	SRS/FH/002 (PPN/001ii)	The number of inspections due on high-risk food businesses (Category C) during the year.	390			
Food	Bridgend	SRS/FH/002 (PPN/001ii)	The percentage of high risk businesses (Category C) that were liable to a programmed inspection that were inspected, for food hygiene.	30.77%	Amber 	Due to the cumulative nature of this measure, the service would expect to have completed 40% of inspections at the end of Qtr 2. The shortfall represents 36 premises that have not been inspected at the end of Q2. Resources have been redeployed to address the shortfall and it is envisaged that the annual target will be met by the end of the year.	80%
Food	Cardiff	SRS/FH/002 (PPN/001ii)	The number of high-risk inspections of Category C businesses that were carried out during the year.	332			
Food	Cardiff	SRS/FH/002 (PPN/001ii)	The number of inspections due on high-risk food businesses (Category C) during the year.	794			
Food	Cardiff	SRS/FH/002 (PPN/001ii)	The percentage of high risk businesses (Category C) that were liable to a programmed inspection that were inspected, for food hygiene.	41.81%	Green	Due to the cumulative nature of this measure, the service would expect to have completed 40% of inspections at end of Qtr 2. This target has therefore been exceeded.	80%
Food	Vale of Glam	SRS/FH/002 (PPN/001ii)	The number of high-risk inspections of Category C businesses that were carried out during the year.	105			
Food	Vale of Glam	SRS/FH/002 (PPN/001ii)	The number of inspections due on high-risk food businesses (Category C) during the year.	340			
Food	Vale of Glam	SRS/FH/002 (PPN/001ii)	The percentage of high risk businesses (Category C) that were liable to a programmed inspection that were inspected, for food hygiene.	30.88%	Amber 	Due to the cumulative nature of this measure, the service would expect to have completed 40% of inspections at the end of Qtr 2. The shortfall represents 30 premises that have not been inspected at the end of Q2 Resources have been redeployed to address the shortfall and it is envisaged that the annual target will be met by the end of the year. .	80%
Food	SRS	SRS/FH/002 (PPN/001ii)	The number of high-risk inspections of Category C businesses that were carried out during the year.	557			
Food	SRS	SRS/FH/002 (PPN/001ii)	The number of inspections due on high-risk food businesses (Category C) during the year.	1524			
Food	SRS	SRS/FH/002 (PPN/001ii)	The percentage of high risk businesses (Category C) that were liable to a programmed inspection that were inspected, for food hygiene.	36.55%	Amber 	Due to the cumulative nature of this measure the service would expect to have completed 40% of inspections at end of Qtr 2. Whilst the overall result is slightly lower than expected we are well on our way to meeting the annual target by the end of the year.	80%

Team	Authority	Ref	Title	Q2 Actual	RAG Status2	Q2 Comment	Annual target
Food	Bridgend	SRS/FH/003 (PN/008ii)	The number of new businesses identified which were subject to a risk assessment visit by or returned a self-assessment questionnaire to Food Hygiene during the year.	117			
Food	Bridgend	SRS/FH/003 (PN/008ii)	The total number of new businesses identified by food hygiene.	134			
Food	Bridgend	SRS/FH/003 (PN/008ii)	The percentage of new businesses identified which were subject to a risk assessment visit or returned a self-assessment questionnaire during the year, for food hygiene.	87.31%	Amber 	Significant progress has been made during the last quarter to undertake appropriate inspections. It should be noted however that those new businesses that register or open at the end of the quarter would not be inspected until the following month in line with Food Law Code of Practice that requires new businesses to be inspected within 28 days of registering or opening. Furthermore some new businesses may register but remain closed for some time preventing inspection which affects results for this indicator.	100%
Food	Cardiff	SRS/FH/003 (PN/008ii)	The number of new businesses identified which were subject to a risk assessment visit by or returned a self-assessment questionnaire to Food Hygiene during the year.	197			
Food	Cardiff	SRS/FH/003 (PN/008ii)	The total number of new businesses identified by food hygiene.	272			
Food	Cardiff	SRS/FH/003 (PN/008ii)	The percentage of new businesses identified which were subject to a risk assessment visit or returned a self-assessment questionnaire during the year, for food hygiene.	72.43%	Amber	Cardiff has a high turnover of businesses however significant progress has been made during the last quarter to undertake appropriate inspections. It should be noted that those new businesses that register or open at the end of the quarter would not be inspected until the following month in line with Food Law Code of Practice that requires new businesses to be inspected within 28 days of registering or opening. Furthermore some new businesses may register but remain closed for some time preventing inspection which affects results for this indicator.	100%
Food	Vale of Glam	SRS/FH/003 (PN/008ii)	The number of new businesses identified which were subject to a risk assessment visit by or returned a self-assessment questionnaire to Food Hygiene during the year.	63			
Food	Vale of Glam	SRS/FH/003 (PN/008ii)	The total number of new businesses identified by food hygiene.	71			
Food	Vale of Glam	SRS/FH/003 (PN/008ii)	The percentage of new businesses identified which were subject to a risk assessment visit or returned a self-assessment questionnaire during the year, for food hygiene.	88.73%	Amber	Significant progress has been made during the last quarter to undertake appropriate inspections. It should be noted however that those new businesses that register or open at the end of the quarter would not be inspected until the following month in line with Food Law Code of Practice that requires new businesses to be inspected within 28 days of registering or opening. Furthermore some new businesses may register but remain closed for some time preventing inspection which affects results for this indicator.	100%
Food	SRS	SRS/FH/003 (PN/008ii)	The number of new businesses identified which were subject to a risk assessment visit by or returned a self-assessment questionnaire to Food Hygiene during the year.	377			
Food	SRS	SRS/FH/003 (PN/008ii)	The total number of new businesses identified by food hygiene.	477			
Food	SRS	SRS/FH/003 (PN/008ii)	The percentage of new businesses identified which were subject to a risk assessment visit or returned a self-assessment questionnaire during the year, for food hygiene.	79.04%	Amber 	Significant progress has been made during the last quarter to undertake appropriate inspections. It should be noted however that those new businesses that register or open at the end of the quarter would not be inspected until the following month in line with Food Law Code of Practice that requires new businesses to be inspected within 28 days of registering or opening. Furthermore some new businesses may register but remain closed for some time preventing inspection which affects results for this indicator.	100%

Team	Authority	Ref	Title	Q2 Actual	RAG Status2	Q2 Comment	Annual target
Food	Bridgend	PPN/009	The number of food establishments within the local authority deemed to be 'Broadly Compliant' during the year as at 31 March.	1195			
Food	Bridgend	PPN/009	The total number of food establishments as at 31 March.	1252			
Food	Bridgend	PPN/009	The percentage of food establishments which are 'broadly compliant' with food hygiene standards	95.45%	Green	Target exceeded	94%
Food	Cardiff	PPN/009	The number of food establishments within the local authority deemed to be 'Broadly Compliant' during the year as at 31 March.	3127			
Food	Cardiff	PPN/009	The total number of food establishments as at 31 March.	3359			
Food	Cardiff	PPN/009	The percentage of food establishments which are 'broadly compliant' with food hygiene standards	93.09%	Amber 	Target not achieved but on target to achieve by end of year.	94%
Food	Vale of Glam	PPN/009	The number of food establishments within the local authority deemed to be 'Broadly Compliant' during the year as at 31 March.	1111			
Food	Vale of Glam	PPN/009	The total number of food establishments as at 31 March.	1229			
Food	Vale of Glam	PPN/009	The percentage of food establishments which are 'broadly compliant' with food hygiene standards	90.40%	Amber 	Inspections undertaken in the first half of the year have resulted in a number of businesses having their food hygiene rating downgraded. Officers will be issuing guidance across the Borough to business in an attempt to improve hygiene practices.	94%
Food	SRS	PPN/009	The number of food establishments within the local authority deemed to be 'Broadly Compliant' during the year as at 31 March.	5433			
Food	SRS	PPN/009	The total number of food establishments as at 31 March.	5840			
Food	SRS	PPN/009	The percentage of food establishments which are 'broadly compliant' with food hygiene standards	93.03%	Amber 	Target not achieved but on target to achieve by end of year.	94%

Team	Authority	Ref	Title	Q2 Actual	RAG Status2	Q2 Comment	Annual target
Trading Standards	Bridgend	SRS/TS/001 (PPN/001i)	The number of high-risk businesses that were inspected during the year by trading standards.	6			
Trading Standards	Bridgend	SRS/TS/001 (PPN/001i)	The number of high-risk businesses that were selected for inspection at the beginning of the year by trading standards.	36			
Trading Standards	Bridgend	SRS/TS/001 (PPN/001i)	The percentage of high risk businesses that were liable to a programmed inspection that were inspected, for trading standards.	16.67%	Red	There are a number of Trading Standards vacancies currently and the majority of outstanding high risk TS visits are metrology based and relate to the testing of Petrol Pumps. These visits have been grouped together and will be completed during Quarter 3.	100%
Trading Standards	Cardiff	SRS/TS/001 (PPN/001i)	The number of high-risk businesses that were inspected during the year by trading standards.	79			
Trading Standards	Cardiff	SRS/TS/001 (PPN/001i)	The number of high-risk businesses that were selected for inspection at the beginning of the year by trading standards.	202			
Trading Standards	Cardiff	SRS/TS/001 (PPN/001i)	The percentage of high risk businesses that were liable to a programmed inspection that were inspected, for trading standards.	39.11%	Red 	There are a number of Trading Standards vacancies currently and the majority of outstanding high risk TS visits are metrology based and relate to the testing of Petrol Pumps. These visits have been grouped together and will be completed during Quarter 3.	100%
Trading Standards	Vale of Glam	SRS/TS/001 (PPN/001i)	The number of high-risk businesses that were inspected during the year by trading standards.	1			
Trading Standards	Vale of Glam	SRS/TS/001 (PPN/001i)	The number of high-risk businesses that were selected for inspection at the beginning of the year by trading standards.	16			
Trading Standards	Vale of Glam	SRS/TS/001 (PPN/001i)	The percentage of high risk businesses that were liable to a programmed inspection that were inspected, for trading standards.	6.25%	Red	There are a number of Trading Standards vacancies currently and the majority of outstanding high risk TS visits are metrology based and relate to the testing of Petrol Pumps. These visits have been grouped together and will be completed this quarter	100%
Trading Standards	SRS	SRS/TS/001 (PPN/001i)	The number of high-risk businesses that were inspected during the year by trading standards.	86			
Trading Standards	SRS	SRS/TS/001 (PPN/001i)	The number of high-risk businesses that were selected for inspection at the beginning of the year by trading standards.	254			
Trading Standards	SRS	SRS/TS/001 (PPN/001i)	The percentage of high risk businesses that were liable to a programmed inspection that were inspected, for trading standards.	33.86%	Red 	There are a number of Trading Standards vacancies currently and the majority of outstanding high risk TS visits are metrology based and relate to the testing of Petrol Pumps. These visits have been grouped together and will be completed this quarter	100%



Team	Authority	Ref	Title	Q2 Actual	RAG Status2	Q2 Comment	Annual target
Trading Standards	Bridgend	SRS/TS/003 (PPN/008i)	The number of new businesses identified which were subject to a risk assessment visit by or returned a self-assessment questionnaire to trading standards during the year.	68			
Trading Standards	Bridgend	SRS/TS/003 (PPN/008i)	The total number of new businesses identified by trading standards.	107			
Trading Standards	Bridgend	SRS/TS/003 (PPN/008i)	The percentage of new businesses identified which were subject to a risk assessment visit or returned a self-assessment questionnaire during the year, for trading standards.	63.55%	Amber 	Inconsistencies within the recording process for new businesses at Bridgend has resulted in some complications when identifying all inspections due. This has now been resolved going forward and it is envisaged that the annual target will be met.	75%
Trading Standards	Cardiff	SRS/TS/003 (PPN/008i)	The number of new businesses identified which were subject to a risk assessment visit by or returned a self-assessment questionnaire to trading standards during the year.	241			
Trading Standards	Cardiff	SRS/TS/003 (PPN/008i)	The total number of new businesses identified by trading standards.	285			
Trading Standards	Cardiff	SRS/TS/003 (PPN/008i)	The percentage of new businesses identified which were subject to a risk assessment visit or returned a self-assessment questionnaire during the year, for trading standards.	84.56%	Green	Target exceeded	75%
Trading Standards	Vale of Glam	SRS/TS/003 (PPN/008i)	The number of new businesses identified which were subject to a risk assessment visit by or returned a self-assessment questionnaire to trading standards during the year.	101			
Trading Standards	Vale of Glam	SRS/TS/003 (PPN/008i)	The total number of new businesses identified by trading standards.	137			
Trading Standards	Vale of Glam	SRS/TS/003 (PPN/008i)	The percentage of new businesses identified which were subject to a risk assessment visit or returned a self-assessment questionnaire during the year, for trading standards.	73.72%	Amber 	Target not achieved but on target to achieve by end of year.	75%
Trading Standards	SRS	SRS/TS/003 (PPN/008i)	The number of new businesses identified which were subject to a risk assessment visit by or returned a self-assessment questionnaire to trading standards during the year.	410			
Trading Standards	SRS	SRS/TS/003 (PPN/008i)	The total number of new businesses identified by trading standards.	529			
Trading Standards	SRS	SRS/TS/003 (PPN/008i)	The percentage of new businesses identified which were subject to a risk assessment visit or returned a self-assessment questionnaire during the year, for trading standards.	77.50%	Green	Target exceeded	75%

Team	Authority	Ref	Title	Qtr 2 Actual	RAG Status2	Qtr 2 Comment	Annual Target
Licensing	Bridgend	SRS/LC/004	Number of applications determined within 2 months	12			
Licensing	Bridgend	SRS/LC/004	Number of applications received	12			
<b>Licensing</b>	<b>Bridgend</b>	SRS/LC/004	<b>% of licensed premises applications received and determined within 2 months.</b>	<b>100.00%</b>	<b>Green</b>	<b>On target</b>	<b>100%</b>
Licensing	Cardiff	SRS/LC/004	Number of applications determined within 2 months	166			
Licensing	Cardiff	SRS/LC/004	Number of applications received	166			
<b>Licensing</b>	<b>Cardiff</b>	SRS/LC/004	<b>% of licensed premises applications received and determined within 2 months.</b>	<b>100.00%</b>	<b>Green</b>	<b>On target</b>	<b>100%</b>
Licensing	Vale of Glam	SRS/LC/004	Number of applications determined within 2 months	7			
Licensing	Vale of Glam	SRS/LC/004	Number of applications received	7			
<b>Licensing</b>	<b>Vale of Glam</b>	SRS/LC/004	<b>% of licensed premises applications received and determined within 2 months.</b>	<b>100.00%</b>	<b>Green</b>	<b>On target</b>	<b>100%</b>
Licensing	SRS	SRS/LC/004	Number of applications determined within 2 months	185			
Licensing	SRS	SRS/LC/004	Number of applications received	185			
<b>Licensing</b>	<b>SRS</b>	SRS/LC/004	<b>% of licensed premises applications received and determined within 2 months.</b>	<b>100.00%</b>	<b>Green</b>	<b>On target</b>	<b>100%</b>

Team	Authority	Ref	Title	Qtr 2 Actual	RAG Status2	Qtr 2 Comment	Annual Target
Licensing	Bridgend	SRS/LC/005	Number of applications determined within 2 months	16			
Licensing	Bridgend	SRS/LC/005	Number of applications received	16			
Licensing	Bridgend	SRS/LC/005	% of licensed personal applications received and determined within 2 months.	100.00%	Green	On target	100%
Licensing	Cardiff	SRS/LC/005	Number of applications determined within 2 months	124			
Licensing	Cardiff	SRS/LC/005	Number of applications received	124			
Licensing	Cardiff	SRS/LC/005	% of licensed personal applications received and determined within 2 months.	100.00%	Green	On target	100%
Licensing	Vale of Glam	SRS/LC/005	Number of applications determined within 2 months	21			
Licensing	Vale of Glam	SRS/LC/005	Number of applications received	21			
Licensing	Vale of Glam	SRS/LC/005	% of licensed personal applications received and determined within 2 months.	100.00%	Green	On target	100%
Licensing	SRS	SRS/LC/005	Number of applications determined within 2 months	161			
Licensing	SRS	SRS/LC/005	Number of applications received	161			
Licensing	SRS	SRS/LC/005	% of licensed personal applications received and determined within 2 months.	100.00%	Green	On target	100%



Team	Authority	Ref	Title	Qtr 2 Actual	RAG Status2	Qtr 2 Comment	Annual Target
Licensing	Bridgend	SRS/LC/006	Number of applications determined within 2 months	0			
Licensing	Bridgend	SRS/LC/006	Number of applications received	0			
<b>Licensing</b>	<b>Bridgend</b>	SRS/LC/006	<b>% of Gambling Premises applications received and determined within 2 months.</b>	<b>0%</b>	<b>Green</b>	<b>No applications received.</b>	<b>100%</b>
Licensing	Cardiff	SRS/LC/006	Number of applications determined within 2 months	2			
Licensing	Cardiff	SRS/LC/006	Number of applications received	2			
<b>Licensing</b>	<b>Cardiff</b>	SRS/LC/006	<b>% of Gambling Premises applications received and determined within 2 months.</b>	<b>100.00%</b>	<b>Green</b>	<b>On target</b>	<b>100%</b>
Licensing	Vale of Glam	SRS/LC/006	Number of applications determined within 2 months	0			
Licensing	Vale of Glam	SRS/LC/006	Number of applications received	0			
<b>Licensing</b>	<b>Vale of Glam</b>	SRS/LC/006	<b>% of Gambling Premises applications received and determined within 2 months.</b>	<b>0%</b>	<b>Green</b>	<b>No applications received.</b>	<b>100%</b>
Licensing	SRS	SRS/LC/006	Number of applications determined within 2 months	2			
Licensing	SRS	SRS/LC/006	Number of applications received	2			
<b>Licensing</b>	<b>SRS</b>	SRS/LC/006	<b>% of Gambling Premises applications received and determined within 2 months.</b>	<b>100.00%</b>	<b>Green</b>	<b>On target</b>	<b>100%</b>

Team	Authority	Ref	Title	Qtr 2 Actual	RAG Status2	Qtr 2 Comment	Annual Target
Pollution	Bridgend	SRS/LC/007	No. of Pollution Control complaints responded to within 2 days	411			
Pollution	Bridgend	SRS/LC/007	No. of Pollution Control complaints received.	445			
<b>Pollution</b>	<b>Bridgend</b>	<b>SRS/LC/007</b>	<b>Percentage of Pollution Control complaints responded to within 2 days.</b>	<b>92.36%</b>	<b>Green</b>	<b>Above target.</b>	<b>75%</b>
Pollution	Cardiff	SRS/LC/007	No. of Pollution Control complaints responded to within 2 days	756			
Pollution	Cardiff	SRS/LC/007	No. of Pollution Control complaints received.	1045			
<b>Pollution</b>	<b>Cardiff</b>	<b>SRS/LC/007</b>	<b>Percentage of Pollution Control complaints responded to within 2 days.</b>	<b>72.34%</b>	<b>Amber</b> 	Slightly below target due to increased seasonal pressure and staff vacancies which are in process of being filled	<b>75%</b>
Pollution	Vale of Glam	SRS/LC/007	No. of Pollution Control complaints responded to within 2 days	183			
Pollution	Vale of Glam	SRS/LC/007	No. of Pollution Control complaints received.	248			
<b>Pollution</b>	<b>Vale of Glam</b>	<b>SRS/LC/007</b>	<b>Percentage of Pollution Control complaints responded to within 2 days.</b>	<b>73.79%</b>	<b>Amber</b> 	Slightly below target due to increased seasonal pressure - one NSTO recently appointed	<b>75%</b>
Pollution	SRS	SRS/LC/007	No. of Pollution control complaints responded to within 2 days	1350			
Pollution	SRS	SRS/LC/007	No. of Pollution Control complaints received.	1738			
<b>Pollution</b>	<b>SRS</b>	<b>SRS/LC/007</b>	<b>Percentage of Pollution Control complaints responded to within 2 days.</b>	<b>77.68%</b>	<b>Green</b>	Across three areas performance is good with some pressures in Vale and Cardiff due to staff vacancies which are being addressed - one recent NSTO has been appointed and one NSO being recruited	<b>75%</b>