





Team	Authority	Ref	Title	Q3 Actual	RAG Status3	Q3 Comment	Annual target
Food	Bridgend	SRS/FH/001 (PPN/001ii)	The number of high-risk inspections of Category A and B businesses that were carried out during the year.	50			
Food	Bridgend	SRS/FH/001 (PPN/001ii)	The number of inspections due on high-risk food businesses (Category A and B) during the year.	69			
Food	Bridgend	SRS/FH/001 (PPN/001ii)	The percentage of high risk businesses (Category A and B) that were liable to a programmed inspection that were inspected, for food hygiene.	72.46%	Amber 	Due to the cumulative nature of this measure, the service would expect to have completed 75% of the inspection programme. However inspections are carried out in line with the prescribed frequency of premises due an inspection. Therefore all inspections required in quarter 3 have been achieved.	100%
Food	Cardiff	SRS/FH/001 (PPN/001ii)	The number of high-risk inspections of Category A and B businesses that were carried out during the year.	145			
Food	Cardiff	SRS/FH/001 (PPN/001ii)	The number of inspections due on high-risk food businesses (Category A and B) during the year.	224			
Food	Cardiff	SRS/FH/001 (PPN/001ii)	The percentage of high risk businesses (Category A and B) that were liable to a programmed inspection that were inspected, for food hygiene.	64.73%	Amber 	Due to the cumulative nature of this measure, the service would expect to have completed 75% of the inspection programme. However inspections are carried out in line with the prescribed frequency of premises due an inspection. Therefore all inspections required in quarter 3 have been achieved.	100%
Food	Vale of Glam	SRS/FH/001 (PPN/001ii)	The number of high-risk inspections of Category A and B businesses that were carried out during the year.	50			
Food	Vale of Glam	SRS/FH/001 (PPN/001ii)	The number of inspections due on high-risk food businesses (Category A and B) during the year.	70			
Food	Vale of Glam	SRS/FH/001 (PPN/001ii)	The percentage of high risk businesses (Category A and B) that were liable to a programmed inspection that were inspected, for food hygiene.	71.43%	Amber 	Due to the cumulative nature of this measure, the service would expect to have completed 75% of the inspection programme. However inspections are carried out in line with the prescribed frequency of premises due an inspection. Therefore all inspections required in quarter 3 have been achieved.	100%
Food	SRS	SRS/FH/001 (PPN/001ii)	The number of high-risk inspections of Category A and B businesses that were carried out during the year.	245			
Food	SRS	SRS/FH/001 (PPN/001ii)	The number of inspections due on high-risk food businesses (Category A and B) during the year.	363			
Food	SRS	SRS/FH/001 (PPN/001ii)	The percentage of high risk businesses (Category A and B) that were liable to a programmed inspection that were inspected, for food hygiene.	67.49%	Amber 	Due to the cumulative nature of this measure, the service would expect to have completed 75% of the inspection programme. However inspections are carried out in line with the prescribed frequency of premises due an inspection. Therefore all inspections required in quarter 3 have been achieved.	100%

Team	Authority	Ref	Title	Q3 Actual	RAG Status3	Q3 Comment	Annual target
Food	Bridgend	SRS/FH/002 (PPN/001ii)	The number of high-risk inspections of Category C businesses that were carried out during the year.	200			
Food	Bridgend	SRS/FH/002 (PPN/001ii)	The number of inspections due on high-risk food businesses (Category C) during the year.	380			
Food	Bridgend	SRS/FH/002 (PPN/001ii)	<b>The percentage of high risk businesses (Category C) that were liable to a programmed inspection that were inspected, for food hygiene.</b>	<b>52.63%</b>	<b>Amber</b> 	<b>It is anticipated the target of 80% will be achieved by the end of the financial year.</b>	<b>80%</b>
Food	Cardiff	SRS/FH/002 (PPN/001ii)	The number of high-risk inspections of Category C businesses that were carried out during the year.	486			
Food	Cardiff	SRS/FH/002 (PPN/001ii)	The number of inspections due on high-risk food businesses (Category C) during the year.	757			
Food	Cardiff	SRS/FH/002 (PPN/001ii)	<b>The percentage of high risk businesses (Category C) that were liable to a programmed inspection that were inspected, for food hygiene.</b>	<b>64.20%</b>	<b>Green</b>	<b>Due to the cumulative nature of this measure, the service would expect to have completed 60% of inspections at end of Qtr 3. This target has therefore been exceeded.</b>	<b>80%</b>
Food	Vale of Glam	SRS/FH/002 (PPN/001ii)	The number of high-risk inspections of Category C businesses that were carried out during the year.	187			
Food	Vale of Glam	SRS/FH/002 (PPN/001ii)	The number of inspections due on high-risk food businesses (Category C) during the year.	329			
Food	Vale of Glam	SRS/FH/002 (PPN/001ii)	<b>The percentage of high risk businesses (Category C) that were liable to a programmed inspection that were inspected, for food hygiene.</b>	<b>56.84%</b>	<b>Amber</b> 	<b>It is anticipated the target of 80% will be achieved by the end of the financial year.</b>	<b>80%</b>
Food	SRS	SRS/FH/002 (PPN/001ii)	The number of high-risk inspections of Category C businesses that were carried out during the year.	873			
Food	SRS	SRS/FH/002 (PPN/001ii)	The number of inspections due on high-risk food businesses (Category C) during the year.	1466			
Food	SRS	SRS/FH/002 (PPN/001ii)	<b>The percentage of high risk businesses (Category C) that were liable to a programmed inspection that were inspected, for food hygiene.</b>	<b>59.55%</b>	<b>Amber</b> 	<b>It is anticipated the target of 80% will be achieved by the end of the financial year.</b>	<b>80%</b>

Team	Authority	Ref	Title	Q3 Actual	RAG Status3	Q3 Comment	Annual target
Food	Bridgend	SRS/FH/003 (PN/008ii)	The number of new businesses identified which were subject to a risk assessment visit by or returned a self-assessment questionnaire to Food Hygiene during the year.	152			
Food	Bridgend	SRS/FH/003 (PN/008ii)	The total number of new businesses identified by food hygiene.	172			
Food	Bridgend	SRS/FH/003 (PN/008ii)	The percentage of new businesses identified which were subject to a risk assessment visit or returned a self-assessment questionnaire during the year, for food hygiene.	88.37%	Amber	Significant progress has been made to undertake appropriate inspections. It should be noted however that those new businesses that register or open at the end of the quarter would not be inspected until the following month in line with Food Law Code of Practice that requires new businesses to be inspected within 28 days of registering or opening. Furthermore some new businesses may register but remain closed for some time preventing inspection which affects results for this indicator.	100%
Food	Cardiff	SRS/FH/003 (PN/008ii)	The number of new businesses identified which were subject to a risk assessment visit by or returned a self-assessment questionnaire to Food Hygiene during the year.	303			
Food	Cardiff	SRS/FH/003 (PN/008ii)	The total number of new businesses identified by food hygiene.	358			
Food	Cardiff	SRS/FH/003 (PN/008ii)	The percentage of new businesses identified which were subject to a risk assessment visit or returned a self-assessment questionnaire during the year, for food hygiene.	84.64%	Amber	Cardiff has a high turnover of businesses however significant progress has been made to undertake appropriate inspections. It should be noted that those new businesses that register or open at the end of the quarter would not be inspected until the following month in line with Food Law Code of Practice that requires new businesses to be inspected within 28 days of registering or opening. Furthermore some new businesses may register but remain closed for some time preventing inspection which affects results for this indicator.	100%
Food	Vale of Glam	SRS/FH/003 (PN/008ii)	The number of new businesses identified which were subject to a risk assessment visit by or returned a self-assessment questionnaire to Food Hygiene during the year.	88			
Food	Vale of Glam	SRS/FH/003 (PN/008ii)	The total number of new businesses identified by food hygiene.	104			
Food	Vale of Glam	SRS/FH/003 (PN/008ii)	The percentage of new businesses identified which were subject to a risk assessment visit or returned a self-assessment questionnaire during the year, for food hygiene.	84.62%	Amber	Significant progress has been made to undertake appropriate inspections. It should be noted however that those new businesses that register or open at the end of the quarter would not be inspected until the following month in line with Food Law Code of Practice that requires new businesses to be inspected within 28 days of registering or opening. Furthermore some new businesses may register but remain closed for some time preventing inspection which affects results for this indicator.	100%
Food	SRS	SRS/FH/003 (PN/008ii)	The number of new businesses identified which were subject to a risk assessment visit by or returned a self-assessment questionnaire to Food Hygiene during the year.	543			
Food	SRS	SRS/FH/003 (PN/008ii)	The total number of new businesses identified by food hygiene.	634			
Food	SRS	SRS/FH/003 (PN/008ii)	The percentage of new businesses identified which were subject to a risk assessment visit or returned a self-assessment questionnaire during the year, for food hygiene.	85.65%	Amber	Significant progress has been made to undertake appropriate inspections. It should be noted however that those new businesses that register or open at the end of the quarter would not be inspected until the following month in line with Food Law Code of Practice that requires new businesses to be inspected within 28 days of registering or opening. Furthermore some new businesses may register but remain closed for some time preventing inspection which affects results for this indicator.	100%

Team	Authority	Ref	Title	Q3 Actual	RAG Status3	Q3 Comment	Annual target
Food	Bridgend	PPN/009	The number of food establishments within the local authority deemed to be 'Broadly Compliant' during the year as at 31 March.	1193			
Food	Bridgend	PPN/009	The total number of food establishments as at 31 March.	1252			
Food	Bridgend	PPN/009	<b>The percentage of food establishments which are 'broadly compliant' with food hygiene standards</b>	<b>95.29%</b>	<b>Green</b>	Target exceeded.	<b>94%</b>
Food	Cardiff	PPN/009	The number of food establishments within the local authority deemed to be 'Broadly Compliant' during the year as at 31 March.	3089			
Food	Cardiff	PPN/009	The total number of food establishments as at 31 March.	3331			
Food	Cardiff	PPN/009	<b>The percentage of food establishments which are 'broadly compliant' with food hygiene standards</b>	<b>92.73%</b>	<b>Amber</b> 	Target not achieved but on target to achieve by end of year.	<b>94%</b>
Food	Vale of Glam	PPN/009	The number of food establishments within the local authority deemed to be 'Broadly Compliant' during the year as at 31 March.	1118			
Food	Vale of Glam	PPN/009	The total number of food establishments as at 31 March.	1223			
Food	Vale of Glam	PPN/009	<b>The percentage of food establishments which are 'broadly compliant' with food hygiene standards</b>	<b>91.41%</b>	<b>Amber</b>	Inspections undertaken during the first 3 quarters of the year have resulted in a number of businesses having their food hygiene rating downgraded. Officers will be issuing guidance across the Borough to business in an attempt to improve hygiene practices.	<b>94%</b>
Food	SRS	PPN/009	The number of food establishments within the local authority deemed to be 'Broadly Compliant' during the year as at 31 March.	5400			
Food	SRS	PPN/009	The total number of food establishments as at 31 March.	5806			
Food	SRS	PPN/009	<b>The percentage of food establishments which are 'broadly compliant' with food hygiene standards</b>	<b>93.01%</b>	<b>Amber</b> 	Target not achieved but on target to achieve by end of year.	<b>94%</b>



Team	Authority	Ref	Title	Q3 Actual	RAG Status3	Q3 Comment	Annual target
Trading Standards	Bridgend	SRS/TS/001 (PPN/001i)	The number of high-risk businesses that were inspected during the year by trading standards.	7			
Trading Standards	Bridgend	SRS/TS/001 (PPN/001i)	The number of high-risk businesses that were selected for inspection at the beginning of the year by trading standards.	36			
Trading Standards	Bridgend	SRS/TS/001 (PPN/001i)	The percentage of high risk businesses that were liable to a programmed inspection that were inspected, for trading standards.	19.44%	Red	All 7 premises requiring an inspection from Commercial Services have been completed. It hasn't however been possible to fill the Officer vacancy to deal with industrial premises and as a result a number of high risk metrology visits remain outstanding. The shortfall will be addressed by the end of the next quarter and a number of options are being considered, including the use of contractors.	100%
Trading Standards	Cardiff	SRS/TS/001 (PPN/001i)	The number of high-risk businesses that were inspected during the year by trading standards.	118			
Trading Standards	Cardiff	SRS/TS/001 (PPN/001i)	The number of high-risk businesses that were selected for inspection at the beginning of the year by trading standards.	189			
Trading Standards	Cardiff	SRS/TS/001 (PPN/001i)	The percentage of high risk businesses that were liable to a programmed inspection that were inspected, for trading standards.	62.43%	Amber	All premises requiring an inspection from Commercial Services have been completed. It hasn't however been possible to fill the Officer vacancy to deal with industrial premises and as a result a number of high risk metrology visits remain outstanding. The shortfall will be addressed by the end of the next quarter and a number of options are being considered, including the use of contractors.	100%
Trading Standards	Vale of Glam	SRS/TS/001 (PPN/001i)	The number of high-risk businesses that were inspected during the year by trading standards.	1			
Trading Standards	Vale of Glam	SRS/TS/001 (PPN/001i)	The number of high-risk businesses that were selected for inspection at the beginning of the year by trading standards.	16			
Trading Standards	Vale of Glam	SRS/TS/001 (PPN/001i)	The percentage of high risk businesses that were liable to a programmed inspection that were inspected, for trading standards.	6.25%	Red	Premises requiring an inspection for this performance indicator do not relate to premises falling in the remit of the Commercial team but fall within the Industry Team. It hasn't however been possible to fill the Officer vacancy to deal with industrial premises and as a result a number of high risk metrology visits remain outstanding. The shortfall will be addressed by the end of the next quarter and a number of options are being considered, including the use of contractors.	100%
Trading Standards	SRS	SRS/TS/001 (PPN/001i)	The number of high-risk businesses that were inspected during the year by trading standards.	126			
Trading Standards	SRS	SRS/TS/001 (PPN/001i)	The number of high-risk businesses that were selected for inspection at the beginning of the year by trading standards.	241			
Trading Standards	SRS	SRS/TS/001 (PPN/001i)	The percentage of high risk businesses that were liable to a programmed inspection that were inspected, for trading standards.	52.28%	Red	All premises requiring an inspection by Commercial Services have been completed. The overdue inspections required relate to premises requiring an inspection from the Industry team. It hasn't however been possible to fill the officer vacancy to deal with industrial premises and as a result a number of high risk metrology visits remain outstanding. The shortfall will be addressed by the end of the next quarter and a number of options are being considered, including the use of contractors.	100%

Team	Authority	Ref	Title	Q3 Actual	RAG Status3	Q3 Comment	Annual target
Trading Standards	Bridgend	SRS/TS/003 (PPN/008i)	The number of new businesses identified which were subject to a risk assessment visit by or returned a self-assessment questionnaire to trading standards during the year.	148			
Trading Standards	Bridgend	SRS/TS/003 (PPN/008i)	The total number of new businesses identified by trading standards.	176			
Trading Standards	Bridgend	SRS/TS/003 (PPN/008i)	<b>The percentage of new businesses identified which were subject to a risk assessment visit or returned a self-assessment questionnaire during the year, for trading standards.</b>	<b>84.09%</b>	<b>Green</b>	Target exceeded.	<b>75%</b>
Trading Standards	Cardiff	SRS/TS/003 (PPN/008i)	The number of new businesses identified which were subject to a risk assessment visit by or returned a self-assessment questionnaire to trading standards during the year.	135			
Trading Standards	Cardiff	SRS/TS/003 (PPN/008i)	The total number of new businesses identified by trading standards.	328			
Trading Standards	Cardiff	SRS/TS/003 (PPN/008i)	<b>The percentage of new businesses identified which were subject to a risk assessment visit or returned a self-assessment questionnaire during the year, for trading standards.</b>	<b>41.16%</b>	<b>Amber</b>	Priority has been given to a number of inspections required for unrated premises revealed through database cleansing in Cardiff. Unfortunately these visits cannot be credited for this performance measure. It is anticipated that a target of 60% will be achieved by the end of the financial year.	<b>75%</b>
Trading Standards	Vale of Glam	SRS/TS/003 (PPN/008i)	The number of new businesses identified which were subject to a risk assessment visit by or returned a self-assessment questionnaire to trading standards during the year.	142			
Trading Standards	Vale of Glam	SRS/TS/003 (PPN/008i)	The total number of new businesses identified by trading standards.	188			
Trading Standards	Vale of Glam	SRS/TS/003 (PPN/008i)	<b>The percentage of new businesses identified which were subject to a risk assessment visit or returned a self-assessment questionnaire during the year, for trading standards.</b>	<b>75.53%</b>	<b>Green</b>	Target exceeded.	<b>75%</b>
Trading Standards	SRS	SRS/TS/003 (PPN/008i)	The number of new businesses identified which were subject to a risk assessment visit by or returned a self-assessment questionnaire to trading standards during the year.	425			
Trading Standards	SRS	SRS/TS/003 (PPN/008i)	The total number of new businesses identified by trading standards.	692			
Trading Standards	SRS	SRS/TS/003 (PPN/008i)	<b>The percentage of new businesses identified which were subject to a risk assessment visit or returned a self-assessment questionnaire during the year, for trading standards.</b>	<b>61.42%</b>	<b>Amber</b>	It is anticipated a target of 70% will be achieved by the end of the financial year.	<b>75%</b>

Team	Authority	Ref	Title	Qtr 3 Actual	RAG Status3	Qt3 Comment	Annual Target
Pollution	Bridgend	SRS/LC/007	No. of Pollution Control complaints responded to within 2 days	227			
Pollution	Bridgend	SRS/LC/007	No. of Pollution Control complaints received.	252			
<b>Pollution</b>	<b>Bridgend</b>	SRS/LC/007	<b>Percentage of Pollution Control complaints responded to within 2 days.</b>	<b>90.08%</b>	<b>Green</b>	<b>Target exceeded.</b>	<b>75%</b>
Pollution	Cardiff	SRS/LC/007	No. of Pollution Control complaints responded to within 2 days	533			
Pollution	Cardiff	SRS/LC/007	No. of Pollution Control complaints received.	661			
<b>Pollution</b>	<b>Cardiff</b>	SRS/LC/007	<b>Percentage of Pollution Control complaints responded to within 2 days.</b>	<b>80.64%</b>	<b>Green</b>	<b>Target exceeded.</b>	<b>75%</b>
Pollution	Vale of Glam	SRS/LC/007	No. of Pollution Control complaints responded to within 2 days	260			
Pollution	Vale of Glam	SRS/LC/007	No. of Pollution Control complaints received.	323			
<b>Pollution</b>	<b>Vale of Glam</b>	SRS/LC/007	<b>Percentage of Pollution Control complaints responded to within 2 days.</b>	<b>80.50%</b>	<b>Green</b>	<b>Target exceeded.</b>	<b>75%</b>
Pollution	SRS	SRS/LC/007	No. of Pollution control complaints responded to within 2 days	1020			
Pollution	SRS	SRS/LC/007	No. of Pollution Control complaints received.	1236			
<b>Pollution</b>	<b>SRS</b>	SRS/LC/007	<b>Percentage of Pollution Control complaints responded to within 2 days.</b>	<b>82.52%</b>	<b>Green</b>	<b>Target exceeded.</b>	<b>75%</b>

Team	Authority	Ref	Title	Qtr 3 Actual	RAG Status3	Qt3 Comment	Annual Target
Licensing	Bridgend	SRS/LC/004	Number of applications determined within 2 months	6			
Licensing	Bridgend	SRS/LC/004	Number of applications received	6			
<b>Licensing</b>	<b>Bridgend</b>	SRS/LC/004	<b>% of licensed premises applications received and determined within 2 months.</b>	<b>100.00%</b>	<b>Green</b>	<b>Target achieved.</b>	<b>100%</b>
Licensing	Cardiff	SRS/LC/004	Number of applications determined within 2 months	223			
Licensing	Cardiff	SRS/LC/004	Number of applications received	223			
<b>Licensing</b>	<b>Cardiff</b>	SRS/LC/004	<b>% of licensed premises applications received and determined within 2 months.</b>	<b>100.00%</b>	<b>Green</b>	<b>Target achieved.</b>	<b>100%</b>
Licensing	Vale of Glam	SRS/LC/004	Number of applications determined within 2 months	2			
Licensing	Vale of Glam	SRS/LC/004	Number of applications received	2			
<b>Licensing</b>	<b>Vale of Glam</b>	SRS/LC/004	<b>% of licensed premises applications received and determined within 2 months.</b>	<b>100.00%</b>	<b>Green</b>	<b>Target achieved.</b>	<b>100%</b>
Licensing	SRS	SRS/LC/004	Number of applications determined within 2 months	231			
Licensing	SRS	SRS/LC/004	Number of applications received	231			
<b>Licensing</b>	<b>SRS</b>	SRS/LC/004	<b>% of licensed premises applications received and determined within 2 months.</b>	<b>100.00%</b>	<b>Green</b>	<b>Target achieved.</b>	<b>100%</b>



Team	Authority	Ref	Title	Qtr 3 Actual	RAG Status3	Qt3 Comment	Annual Target
Licensing	Bridgend	SRS/LC/005	Number of applications determined within 2 months	30			
Licensing	Bridgend	SRS/LC/005	Number of applications received	30			
<b>Licensing</b>	<b>Bridgend</b>	<b>SRS/LC/005</b>	<b>% of licensed personal applications received and determined within 2 months.</b>	<b>100.00%</b>	<b>Green</b>	<b>Target achieved.</b>	<b>100%</b>
Licensing	Cardiff	SRS/LC/005	Number of applications determined within 2 months	159			
Licensing	Cardiff	SRS/LC/005	Number of applications received	159			
<b>Licensing</b>	<b>Cardiff</b>	<b>SRS/LC/005</b>	<b>% of licensed personal applications received and determined within 2 months.</b>	<b>100.00%</b>	<b>Green</b>	<b>Target achieved.</b>	<b>100%</b>
Licensing	Vale of Glam	SRS/LC/005	Number of applications determined within 2 months	12			
Licensing	Vale of Glam	SRS/LC/005	Number of applications received	12			
<b>Licensing</b>	<b>Vale of Glam</b>	<b>SRS/LC/005</b>	<b>% of licensed personal applications received and determined within 2 months.</b>	<b>100.00%</b>	<b>Green</b>	<b>Target achieved.</b>	<b>100%</b>
Licensing	SRS	SRS/LC/005	Number of applications determined within 2 months	201			
Licensing	SRS	SRS/LC/005	Number of applications received	201			
<b>Licensing</b>	<b>SRS</b>	<b>SRS/LC/005</b>	<b>% of licensed personal applications received and determined within 2 months.</b>	<b>100.00%</b>	<b>Green</b>	<b>Target achieved.</b>	<b>100%</b>

Team	Authority	Ref	Title	Qtr 3 Actual	RAG Status3	Qt3 Comment	Annual Target
Licensing	Bridgend	SRS/LC/006	Number of applications determined within 2 months	0			
Licensing	Bridgend	SRS/LC/006	Number of applications received	0			
Licensing	Bridgend	SRS/LC/006	% of Gambling Premises applications received and determined within 2 months.	0	Green	No applications of this type received.	100%
Licensing	Cardiff	SRS/LC/006	Number of applications determined within 2 months	2			
Licensing	Cardiff	SRS/LC/006	Number of applications received	2			
Licensing	Cardiff	SRS/LC/006	% of Gambling Premises applications received and determined within 2 months.	100.00%	Green	Target achieved.	100%
Licensing	Vale of Glam	SRS/LC/006	Number of applications determined within 2 months	0			
Licensing	Vale of Glam	SRS/LC/006	Number of applications received	0			
Licensing	Vale of Glam	SRS/LC/006	% of Gambling Premises applications received and determined within 2 months.	0	Green	No applications of this type received.	100%
Licensing	SRS	SRS/LC/006	Number of applications determined within 2 months	2			
Licensing	SRS	SRS/LC/006	Number of applications received	2			
Licensing	SRS	SRS/LC/006	% of Gambling Premises applications received and determined within 2 months.	100.00%	Green	Target achieved.	100%